




Volume V

Pre Building Condition Survey Report

Name and Address of Structure :	Choti Chopar to Badi Chopar (Down Line)
---------------------------------	---

Name of the Project	Contract JMRC-UG1B “Design and Construction of Tunnel between Chandpole and Badi Chouper and reverse line by Shield TBM, Underground Metro Stations at Choti Chouper and Badi Chouper by Cut and Cover Methods on East West Corridor of Jaipur Metro Rail Corporation Limited .”	
Owner :	 JAIPUR METRO	Jaipur Metro Rail Corporation
Contractor :		Continental Engineering Corporation
Survey Agency :	 Aimil Ltd. Instrumentation & Technologies	

Pre Building Condition Survey Report Choti Chopar to Badi Chopar (Down Line)

Sl. No.	Building No.
1	CC BC DN 0001
2	CC BC DN 0002
3	CC BC DN 0003
4	CC BC DN 0004
5	CC BC DN 0005
6	CC BC DN 0006
7	CC BC DN 0007
8	CC BC DN 0008
9	CC BC DN 0009
10	CC BC DN 0010
11	CC BC DN 0011
12	CC BC DN 0012
13	CC BC DN 0014
14	CC BC DN 0015
15	CC BC DN 0016
16	CC BC DN 0017
17	CC BC DN 0018
18	CC BC DN 0019
19	CC BC DN 0020
20	CC BC DN 0021
21	CC BC DN 0022
22	CC BC DN 0023
23	CC BC DN 0024
24	CC BC DN 0025
25	CC BC DN 0026
26	CC BC DN 0027
27	CC BC DN 0028
28	CC BC DN 0029
29	CC BC DN 0030
30	CC BC DN 0031
31	CC BC DN 0032
32	CC BC DN 0033
33	CC BC DN 0034
34	CC BC DN 0035
35	CC BC DN 0036
36	CC BC DN 0037
37	CC BC DN 0038
38	CC BC DN 0039
39	CC BC DN 0040
40	CC BC DN 0041
41	CC BC DN 0042
42	CC BC DN 0044
43	CC BC DN 0045

Pre Building Condition Survey Report Choti Chopar to Badi Chopar (Down Line)

44	CC BC DN 0046
45	CC BC DN 0051
46	CC BC DN 0052
47	CC BC DN 0053
48	CC BC DN 0054
49	CC BC DN 0055
50	CC BC DN 0056
51	CC BC DN 0058
52	CC BC DN 0059
53	CC BC DN 0060
54	CC BC DN 0061

Pre - Condition Building Survey for Construction of Underground Stations from Chandpole to Bari Chouper and reversal line



Shoping Complex
Mishra Ji Ka Rasta
Jaipur
Unique ID: CC BC DN 0001

Report Number: AIMIL/ESG/JMCEC/CC BC DN 0001/01, Rev. 00, Dated: December 2013

Building Owner
Contractor

Mr. Ram Kishor
CEC

Client
Sub-Contractor

JMRC Limited
AIMIL Limited

Pre - Condition Building Survey for Construction of Underground Stations from Chandpole to Bari Chouper and reversal line

Table of Contents

S.No.	Particulars	Page No.
1	Introduction	2
2	Survey Details	2
3	About the Structure	3
4	Building Ownership Details	3
5	Project Details	4
6	General Building Details	4
7	Summary of Cracks	5
8	Summary of Defects other than Cracks	
9	Summary of Areas that Could not be surveyed	
10	Defect Photographs	
11	Schematic Diagram of Building	

Introduction

The Jaipur Metro Rail is being constructed to provide the city of Jaipur with a modern and technologically advanced Transit System, to provide a safe and well connected means of transport that reduces traffic congestion. The project consists of two corridors with underground and elevated sections.

The construction of underground rail and road infrastructures in metropolitan and cosmopolitan cities are mostly through developed area under challenging soil conditions.

The alignment of structure is passing through densely inhabited areas, many structures are falling in the zone of influence of construction activities. It is required to carry out the pre-condition survey of those structures. The scope of work of this survey includes carrying out pre-condition survey of those structures.

Survey Details

S.No.	Head	Particulars	Signatures
1	Date of Survey	07/12/2013	
2	AIMIL Representative		
3	CEC Representative		
4	Structural Designer of CEC		
5	JMRC/DMRC Representative		

Pre - Condition Building Survey for Construction of Underground Stations from Chandpole to Bari Chouper and reversal line

About the Structure

The structure under consideration is a Multi Story Load Bearing Structure having 2 floors and a basement. The structure was constructed in year 1912 and is 101 years old.

There are 41 defects in the structure out of which 21 are cracks. Category wise distribution of cracks is given in the table below. Overall the Building can be categorised in Category III (Moderate)

Category	Number of Cracks	% of Total Cracks
Negligible (< 0.1mm)	0	0%
Very Slight (0.1 to 1mm)	9	42.86%
Slight (1 to 5mm)	9	42.86%
Moderate (5 to 15mm)	3	14.29%
Severe (15 to 25mm)	0	0%
Very Severe (>25mm)	0	0%

The average width of cracks is 1.74mm and average length of cracks is 2.35m. The maximum crack width is 5mm and minimum width is 0.25mm.

Building Ownership Details			
Unique ID/Sub ID	Premises Name	Owner	Signatures
CC-BC/DL/0001-382	Parnami Sughandh Bhandar		
CC-BC/DL/0001-381	Mali Ram Flood Pansari		
CC-BC/DL/0001-380	Ganesh Narayan, Hari Narayan		
CC-BC/DL/0001-379	New Dilbar Sharbat & Restaurant		
CC-BC/DL/0001-378	Gulab Chand Taluka		
CC-BC/DL/0001-377	Ganga Backs Mundra Kirana Marchant		
CC-BC/DL/0001-376	Vrindavan Das & Company		
CC-BC/DL/0001-375	Garg		
CC-BC/DL/0001-374A	Suresh & Company		
CC-BC/DL/0001-374			

Pre - Condition Building Survey for Construction of Underground Stations from Chandpole to Bari Chouper and reversal line

Project Details		
S. No.	Head	Particulars
1	Project	Jaipur Metro Rail Project
2	Section	Chandpole to Bari Chaupar
3	Client	JMRC Limited
4	Consultant	DMRC Limited
5	Contractor	CEC
6	Design Consultant of Contractor	Omikron Kappa - Indus Consultrans JV
7	Sub-Contractor	AIMIL Limited
8	Subject	Pre-Condition Survey Report

General Building Details (As informed verbally by Building Owner)		
S. No.	Head	Particulars
1	Building Name	Shoping Complex
2	Building Address	Shoping Complex Mishra Ji Ka Rasta Jaipur
3	Year of Construction	1912
4	Number of Floors	B+G+1
5	Number of Basements	1
6	Type of Building	Commercial
7	Approximate Height	7m
8	Approximate Area	Not Known
9	Age of Building	101 years
10	Type of Structure	Load Bearing Structure
11	Type of Foundation	Not Known
12	Number of Bore Wells	None
13	Depth and Diameter of Bore	N.A.
14	Roadways	One Side
15	Presence of Equipment/Machines	None

Pre - Condition Building Survey for Construction of Underground Stations from Chandpole to Bari Chouper and reversal line

Summary of Cracks						
Defect ID	Location	Orientation	Appx. Width (mm)	Appx. Length (m)	Category	Photo No.
1	Roof Varanda of Shop No. 380 Ground Floor	Inclined	0.6	1.8	Very Slight	12
2	Roof Varanda of Shop No. 380 Ground Floor	Inclined	0.5	2.5	Very Slight	13
3	Roof Varanda of Shop No. 380 Ground Floor	Horizontal	0.6	2.5	Very Slight	14
4	Wall No. 2 Shop No. 379 Ground Floor	Inclined	2.5	1.7	Slight	15
5	Wall No. 1 Near Staircase Basement	Inclined	1.5	1.3	Slight	16, 16A
6	Roof Varanda of Shop No. 379 Ground Floor	Horizontal	0.25	3	Very Slight	17
7	Column & Between Shop No. 379 & 378 Varanda of Shop No. 379 Ground Floor	Horizontal	1.5	3	Slight	18
8	Roof Varanda of Shop No. 378 Ground Floor	Horizontal	0.3	3	Very Slight	19
9	Roof Varanda of Shop No. 378 Ground Floor	Horizontal	3	3	Slight	20
10	Leftside Column outside Shop No. 377 Ground Floor	Horizontal	5	4.5	Moderate	21
11	Wall No. 3 Part B of Shop No. 377 Ground Floor	Horizontal	1.5	1.5	Slight	22
12	Wall No. 2 & Roof Part B of Shop No. 377 Ground Floor	Inclined	1	2	Slight	23
13	Wall No. 3 Part C of Shop No. 377 Ground Floor	Inclined	0.8	1.5	Very Slight	24
14	Wall No. 4 Part A of Shop No. 377 Ground Floor	Horizontal	2	2.6	Slight	25
15	Outer Shade Frontside of Building Ground Floor	Inclined	0.4	3.5	Very Slight	26
16	Roof Varanda of Shop No. 376 Ground Floor	Horizontal	1	2.8	Slight	27
17	Wall No. 1 Shop No. 376 Ground Floor	Inclined	0.5	0.8	Very Slight	28, 28A
18	Wall No. 1 Shop No. 376 Ground Floor	Vertical	5	3	Moderate	29
19	Wall No. 2 Shop No. 376 Ground Floor	Vertical	5	3	Moderate	30
20	Wall No. 2 Shop No. 376 Ground Floor	Inclined	3	1	Slight	31, 31A
21	Roof Part C of Shop No. 376 Ground floor	Horizontal	0.5	1.3	Very Slight	32

Summary of Defects Other Than Crack			
Defect ID	Location	Description	Photo No.
22	Roof Varanda of Shop No. 380 Ground Floor	Dampness/Seepage	33
23	Roof & All Walls Shop No. 379 Basement	Dampness/Seepage	34
24	Roof & All Walls Shop No. 379 Basement	Dampness/Seepage	35
25	Wall No. 2 Basement	Peeling of Plaster	36
26	Wall No. 1 Near Staircase Basement	Peeling of Plaster	37
27	Roof Varanda of Shop No. 379 Ground Floor	Dampness/Seepage	38
28	Column & Outside Left Side Varanda of Shop No. 378 Ground Floor	Peeling of Plaster	39
29	Roof Varanda of Shop No. 378 Ground Floor	Dampness/Seepage	40
30	Roof Varanda of Shop No. 378 Ground Floor	Dampness/Seepage	41
31	Backside Left Side Column Shop No. 378 Ground Floor	Peeling of Plaster	42
32	Leftside Column outside Shop No. 377 Ground Floor	Peeling of Plaster	43
33	Roof Varanda of Shop Ground Floor	Peeling of Plaster	44
34	Wall No. 4 Part A of Shop No. 377 Ground Floor	Peeling of Plaster	45
35	Wall No. 3 Part C of Shop No. 376 Ground Floor	Peeling of Plaster	46
36	Wall No. 3 Part C of Shop No. 376 Ground Floor	Peeling of Plaster	47
37	Wall No. 3 Part C of Shop No. 376 Ground Floor	Peeling of Plaster	48
38	Roof Shop No. 374 Ground Floor	Peeling of Plaster	49

39	Outer Wall & 3 Shop No. 374 Ground Floor	Peeling of Plaster	50
40	Outer Wall & 3 Shop No. 374 Ground Floor	Peeling of Plaster	51
41	Outer Wall & 1 Shop No. 374 Ground Floor	Peeling of Plaster	52

Summary of Areas that Could not be Surveyed

Serial No.	Location	Description	Photo No.
1	Wall No. 2 & 4 Shop No. 382 Ground Floor	Covered with Material	53
2	All Walls Shop No. 382 Bsaement	Covered with Material	54
3	Wall No. 2 & 4 Shop No 381 Ground Floor	Covered with Material	55
4	Wall No. 1 & 4 Shop No 381 Ground Floor	Covered with Material	56
5	All Walls Shop No 381 Basement	Covered with Material	57
6	All Walls Shop No 381 Basement	Covered with Material	58
7	Wall No. 1 & 4 Shop No. 380 Ground Floor	Covered with Material	59
8	Wall No. 2 & 4 Shop No. 380 Ground Floor	Covered with Material	60
9	Wall No. 4 & 2 Part 2 of Shop No. 380 Ground Floor	Covered with Material	61
10	Wall No. 1 & 4 Part 2 of Shop No. 380 Ground Floor	Covered with Material	62
11	All Walls UGF of Shop No. 380 Ground Floor	Covered with Material	63
12	All Walls Varanda of Shop No. 378 Ground Floor	Covered with material	64
13	All Walls Shop No.377 Ground Floor	Covered with Material	65
14	All Walls Part C of Shop No.377 Ground Floor	Covered with Material	66
15	Wall No. 2 Part B of Shop No.377 Ground Floor	Covered with material	67
16	All Walls Part 1 of Shop No. 376 Ground Floor	Covered with material	68
17	All Walls Part C of Shop No. 376 Ground Floor	Covered with Material	69
18	Shop No.375 Ground floor	Locked	70
19	Shop No.375 Ground floor	Locked	71
20	All Walls Shop No. 374 A Ground Floor	Covered with material	72
21	All Walls UGF of Shop No. 374 A Ground Floor	Covered with material	73
22	All Walls Shop No. 374 Ground Floor	Covered with material	74

Pre - Condition Building Survey for Construction of Underground Stations from Chandpole to Bari Chouper and reversal line



Photo 1
View of Shop No.382



Photo 2
View of Shop,



Photo 3
View of Shop No.381,



Photo 4
View of Shop No.380,



Photo 5
View of shop No.379, Ground Floor



Photo 6
View of shop No.379, Ground Floor

Pre - Condition Building Survey for Construction of Underground Stations from Chandpole to Bari Chouper and reversal line



Photo 7
View of shop No.378,



Photo 8
View of Shop No.377,



Photo 9
View of Shop No.376,



Photo 10
View of Shop No.374A,



Photo 11
View of Shop No.374,



Photo 12
Inclined Crack on Roof of Varanda of Shop No. 380, Ground Floor
Approx. Width = 0.6mm, Approx. Length = 1.8m.
Distance from = Leftside External Column Backsidem, Height from Floor = 3.3m

Pre - Condition Building Survey for Construction of Underground Stations from Chandpole to Bari Chouper and reversal line



Photo 13

Inclined Crack on Roof of Varanda of Shop No. 380, Ground Floor
Approx. Width = 0.5mm, Approx. Length = 2.5m.
Distance from Rightside Column = 0.5m, Height from Floor = 3.3m.



Photo 14

Horizontal Crack on Roof of Varanda of Shop No. 380, Ground Floor
Approx. Width = 0.6mm, Approx. Length = 2.5m. Distance from Leftside External Column Backside = 0m, Height from Floor = 3.3m.



Photo 15

Inclined Crack on Wall No. 2 of Shop No. 379, Ground Floor
Approx. Width = 2.5mm, Approx. Length = 1.7m.
Distance from Wall No. 4 = 0m, Height from Floor = 0m.



Photo 16

Inclined Crack on Wall No. 1 of Near Staircase, Basement
Approx. Width = 1.5mm, Approx. Length = 1.3m.
Distance from Wall no. 4 = 0.4m, Height from Floor = 1m.



Photo 16A

Inclined Crack on Wall No. 1 of Near Staircase, Basement
Approx. Width = 1.5mm, Approx. Length = 1.3m.
Distance from Wall no. 4 = 0.4m, Height from Floor = 1m.



Photo 17

Horizontal Crack on Roof of Varanda of Shop No. 379, Ground Floor
Approx. Width = 0.25mm, Approx. Length = 3m. Distance from Backside Right Column = 1.5m, Height from Floor = 3.3m.

Pre - Condition Building Survey for Construction of Underground Stations from Chandpole to Bari Chouper and reversal line



Photo 18 Horizontal Crack on Column & Between Shop No.379 & 378 of Varanda of Shop No.379, Ground Floor Approx. Width = 1.5mm, Approx. Length = 3m. Distance from Backside Right Column = 0m, Height from Floor = 3.3m.



Photo 19 Horizontal Crack on Roof of Varanda of Shop No. 378, Ground Floor Approx. Width = 0.3mm, Approx. Length = 3m. Distance from Backside Left Side Column = 1.5m, Height from Floor = 3.3m.



Photo 20 Horizontal Crack on Roof of Varanda of Shop No. 378, Ground Floor Approx. Width = 3mm, Approx. Length = 3m. Height from Floor = 3.3m.



Photo 21 Horizontal Crack on Leftside Column outside of Shop No.377, Ground Floor Approx. Width = 5mm, Approx. Length = 4.5m. Between left & Right Side Column, Height from Floor = 3.3m.



Photo 22 Horizontal Crack on Wall No. 3 of Part B of Shop No.377, Ground Floor Approx. Width = 1.5mm, Approx. Length = 1.5m. Distance from Wall No.1 = 0m, Height from Floor = 3m.



Photo 23 Inclined Crack on Wall No. 2 & Roof of Part B of Shop No.377, Ground Floor Approx. Width = 1mm, Approx. Length = 2m. Distance from Wall No.2 = 0m, Height from Floor = 2.4m.

Pre - Condition Building Survey for Construction of Underground Stations from Chandpole to Bari Chouper and reversal line



Photo 24

Inclined Crack on Wall No. 3 of Part C of Shop No.377, Ground Floor
Approx. Width = 0.8mm, Approx. Length = 1.5m. Distance from Wall No.1 = 1m, Height from Floor = 1.5m.



Photo 25

Horizontal Crack on Wall No. 4 of Part A of Shop No.377, Ground Floor
Approx. Width = 2mm, Approx. Length = 2.6m. Distance from Wall No.4 = 0m, Height from Floor = 2.2m.



Photo 26

Inclined Crack on Wall No. Outer Shade of Frontside of Building,
Ground Floor Approx. Width = 0.4mm, Approx. Length = 3.5m. Height from Floor = 3.3m.



Photo 27

Horizontal Crack on Roof of Varanda of Shop No. 376, Ground Floor
Approx. Width = 1mm, Approx. Length = 2.8m. Height from Floor = 3m.



Photo 28

Inclined Crack on Wall No. 1 of Shop No. 376, Ground Floor
Approx. Width = 0.5mm, Approx. Length = 0.8m.
Distance from Wall No.3 = 0.3m, Height from Floor = 1.8m.



Photo 28A

Inclined Crack on Wall No. 1 of Shop No. 376, Ground Floor
Approx. Width = 0.5mm, Approx. Length = 0.8m.
Distance from Wall No.3 = 0.3m, Height from Floor = 1.8m.

Pre - Condition Building Survey for Construction of Underground Stations from Chandpole to Bari Chouper and reversal line



Photo 29

Vertical Crack on Wall No. 1 of Shop No. 376, Ground Floor
Approx. Width = 5mm, Approx. Length = 3m.
Distance from Wall No.3 = 2.4m, Height from Floor = 0m.



Photo 30

Vertical Crack on Wall No. 2 of Shop No. 376, Ground Floor
Approx. Width = 5mm, Approx. Length = 3m.
Distance from Wall No.3 = 2.4m, Height from Floor = 0m.



Photo 31

Inclined Crack on Wall No. 2 of Shop No. 376, Ground Floor
Approx. Width = 3mm, Approx. Length = 1m.
Distance from Wall no.3 = 0m, Height from Floor = 1.8m.



Photo 31A

Inclined Crack on Wall No. 2 of Shop No. 376, Ground Floor
Approx. Width = 3mm, Approx. Length = 1m.
Distance from Wall no.3 = 0m, Height from Floor = 1.8m.



Photo 32

Horizontal Crack on Roof of Part C of Shop No. 376, Ground floor
Approx. Width = 0.5mm, Approx. Length = 1.3m.
Distance from Wall no.1 = 0m, Height from Floor = 3m.



Photo 33

Dampness/Seepage on Roof of Varanda of ShopNo.380 of Ground Floor

Pre - Condition Building Survey for Construction of Underground Stations from Chandpole to Bari Chouper and reversal line



Photo 34

Dampness/Seepage on Roof & All Walls of Shop No.379 of Basement



Photo 35

Dampness/Seepage on Roof & All Walls of Shop No.379 of Basement



Photo 36

Peeling of Plaster on Wall No. 2 of Basement



Photo 37

Peeling of Plaster on Wall No. 1 of Near Staircase of Basement



Photo 38

Dampness/Seepage on Roof of Varanda of Shop No.379 of Ground Floor



Photo 39

Peeling of Plaster on Column & Outside Left Side of Varanda of Shop No. 378 of Ground Floor

Pre - Condition Building Survey for Construction of Underground Stations from Chandpole to Bari Chouper and reversal line



Photo 40

Dampness/Seepage on Roof of Varanda of Shop No. 378 of Ground Floor



Photo 41

Dampness/Seepage on Roof of Varanda of Shop No. 378 of Ground Floor



Photo 42

Peeling of Plaster on Backside Left Side Column of Shop No.378 of Ground Floor



Photo 43

Peeling of Plaster on Leftside Colum outside of Shop No.377 of Ground Floor



Photo 44

Peeling of Plaster on Roof of Varanda of Shop of Ground Floor



Photo 45

Peeling of Plaster on Wall No. 4 of Part A of Shop No.377 of Ground Floor

Pre - Condition Building Survey for Construction of Underground Stations from Chandpole to Bari Chouper and reversal line



Photo 46

Peeling of Plaster on Wall No. 3 of Part C of Shop No. 376 of Ground Floor



Photo 47

Peeling of Plaster on Wall No. 3 of Part C of Shop No. 376 of Ground Floor



Photo 48

Peeling of Plaster on Wall No. 3 of Part C of Shop No. 376 of Ground Floor



Photo 49

Peeling of Plaster on Roof of Shop No. 374 of Ground Floor



Photo 50

Peeling of Plaster on Outer Wall & 3 of Shop No. 374 of Ground Floor



Photo 51

Peeling of Plaster on Outer Wall & 3 of Shop No. 374 of Ground Floor

Pre - Condition Building Survey for Construction of Underground Stations from Chandpole to Bari Chouper and reversal line



Photo 52

Peeling of Plaster on Wall No. Outer Wall & 1 of Shop No. 374 of Ground Floor



Photo 53

Wall No. 2 & 4 of Shop No. 382 of Ground Floor Covered with Material



Photo 54

All Walls of Shop No. 382 of Bsaement Covered with Material



Photo 55

Wall No. 2 & 4 of Shop No 381 of Ground Floor Covered with Material



Photo 56

Wall No. 1 & 4 of Shop No 381 of Ground Floor Covered with Material



Photo 57

All Walls of Shop No 381 of Basement Covered with Material

Pre - Condition Building Survey for Construction of Underground Stations from Chandpole to Bari Chouper and reversal line



Photo 58

All Walls of Shop No 381 of Basement Covered with Material



Photo 59

Wall No. 1 & 4 of Shop No. 380 of Ground Floor Covered with Material



Photo 60

Wall No. 2 & 4 of Shop No. 380 of Ground Floor Covered with Material



Photo 61

Wall No. 4 & 2 of Part 2 of Shop No. 380 of Ground Floor Covered with Material



Photo 62

Wall No. 1 & 4 of Part 2 of Shop No. 380 of Ground Floor Covered with Material



Photo 63

All Walls of UGF of Shop No. 380 of Ground Floor Covered with Material

Pre - Condition Building Survey for Construction of Underground Stations from Chandpole to Bari Chouper and reversal line



Photo 64

All Walls of Varanda of Shop No. 378 of Ground Floor Covered with material



Photo 65

All Walls of Shop No.377 of Ground Floor Covered with Material



Photo 66

All Walls of Part C of Shop No.377 of Ground Floor Covered with Material



Photo 67

Wall No. 2 of Part B of Shop No.377 of Ground Floor Covered with material



Photo 68

All Walls of Part 1 of Shop No. 376 of Ground Floor Covered with material



Photo 69

All Walls of Part C of Shop No. 376 of Ground Floor Covered with Material

Pre - Condition Building Survey for Construction of Underground Stations from Chandpole to Bari Chouper and reversal line



Photo 70
Shop No.375 of Ground floor Locked



Photo 71
Shop No.375 of Ground floor Locked



Photo 72
All Walls of Shop No. 374 A of Ground Floor Covered with material




Photo 73
All Walls of UGF of Shop No. 374 A of Ground Floor Covered with material



Photo 74
All Walls of Shop No. 374 of Ground Floor Covered with material

Pre - Condition Building Survey for Construction of Underground Stations from Chandpole to Bari Chouper and reversal line



Shop 1-5 & House No. 36
Tirpolia Bazar
Jaipur
Unique ID: CC BC DN 0002

Report Number: AIMIL/ESG/JMCEC/CC BC DN 0002/01, Rev. 00, Dated: January 2014

Building Owner
Contractor

Various Owners
CEC

Client
Sub-Contractor

JMRC Limited
AIMIL Limited

Pre - Condition Building Survey for Construction of Underground Stations from Chandpole to Bari Chouper and reversal line

Table of Contents

S.No.	Particulars	Page No.
1	Introduction	2
2	Survey Details	2
3	About the Structure	3
4	Building Ownership Details	3
5	Project Details	4
6	General Building Details	4
7	Summary of Cracks	5
8	Summary of Defects other than Cracks	
9	Summary of Areas that Could not be surveyed	
10	Defect Photographs	
11	Schematic Diagram of Building	

Introduction

The Jaipur Metro Rail is being constructed to provide the city of Jaipur with a modern and technologically advanced Transit System, to provide a safe and well connected means of transport that reduces traffic congestion. The project consists of two corridors with underground and elevated sections.

The construction of underground rail and road infrastructures in metropolitan and cosmopolitan cities are mostly through developed area under challenging soil conditions.

The alignment of structure is passing through densely inhabited areas, many structures are falling in the zone of influence of construction activities. It is required to carry out the pre-condition survey of those structures. The scope of work of this survey includes carrying out pre-condition survey of those structures.

Survey Details

S.No.	Head	Particulars	Signatures
1	Date of Survey	19/12/2013	
2	AIMIL Representative		
3	CEC Representative		
4	Structural Designer of CEC		
5	JMRC/DMRC Representative		

Pre - Condition Building Survey for Construction of Underground Stations from Chandpole to Bari Chouper and reversal line

About the Structure

The structure under consideration is Single Story Load Bearing Structure having Ground floor. The structure was constructed in year 1763 and is 250 years old.

There are 68 defects in the structure out of which 7 are cracks. Category wise distribution of cracks is given in the table below. Overall the Building can be categorised in Category III (Moderate)

Category	Number of Cracks	% of Total Cracks
Negligible (< 0.1mm)	0	0%
Very Slight (0.1 to 1mm)	0	0%
Slight (1 to 5mm)	4	57.14%
Moderate (5 to 15mm)	3	42.86%
Severe (15 to 25mm)	0	0%
Very Severe (>25mm)	0	0%

The average width of cracks is 2.79mm and average length of cracks is 1.59m. The maximum crack width is 5mm and minimum width is 1mm.

Building Ownership Details			
Unique ID/Sub ID	Premises Name	Owner	Signatures
CC-BC/DL/0002-1	Shri Sales corporation		
CC-BC/DL/0002-2	Om traders		
CC-BC/DL/0002-3	Suresh & Company		
CC-BC/DL/0002-4	Mali Manmohan Traders		
CC-BC/DL/0002-R	H.No.38		
CC-BC/DL/0002-5	Mohan Brothers		

Pre - Condition Building Survey for Construction of Underground Stations from Chandpole to Bari Chouper and reversal line

Project Details		
S. No.	Head	Particulars
1	Project	Jaipur Metro Rail Project
2	Section	Chandpole to Bari Chaupar
3	Client	JMRC Limited
4	Consultant	DMRC Limited
5	Contractor	CEC
6	Design Consultant of Contractor	Omikron Kappa - Indus Consultrans JV
7	Sub-Contractor	AIMIL Limited
8	Subject	Pre-Condition Survey Report

General Building Details (As informed verbally by Building Owner)		
S. No.	Head	Particulars
1	Building Name	Shop 1-5 & House No. 36
2	Building Address	Shop 1-5 & House No. 36 Tirpolia Bazar Jaipur
3	Year of Construction	1763
4	Number of Floors	G
5	Number of Basements	None
6	Type of Building	Residential + Commercial
7	Approximate Height	3m
8	Approximate Area	Not Known
9	Age of Building	250 years
10	Type of Structure	Load Bearing Structure
11	Type of Foundation	Not Known
12	Number of Bore Wells	No
13	Depth and Diameter of Bore	N.A
14	Roadways	One Side
15	Presence of Equipment/Machines	None

Pre - Condition Building Survey for Construction of Underground Stations from Chandpole to Bari Chouper and reversal line

Summary of Cracks						
Defect ID	Location	Orientation	Appx. Width (mm)	Appx. Length (m)	Category	Photo No.
1	Wall No. 3 & Roof Room No. 1 First Floor	Inclined	1	3	Slight	8
2	Wall No. 3 Passage No.1 First Floor	Inclined	5	2	Moderate	9
3	Wall No. 1 Temple First Floor	Inclined	1	2	Slight	10
4	Wall No. 2 Staircase First Floor to Second Floor First Floor	Inclined	1.5	1.5	Slight	11, 11A
5	Wall No. 2 Staircase First Floor to Second Floor First Floor	Inclined	1	1.5	Slight	12
6	Staircase First Floor to Second Floor Second Floor	Inclined	5	0.5	Moderate	13
7	Staircase First Floor to Second Floor Second Floor	Inclined	5	0.6	Moderate	14

Summary of Defects Other Than Crack			
Defect ID	Location	Description	Photo No.
8	Wall No. 4 Shop Suresh & Company Ground Floor	Dampness/Seepage	15
9	Front Side External Wall Shop Suresh & Company Ground Floor	Dampness/Seepage	16
10	Roof Shop Kingsons Ground Floor	Dampness/Seepage	17
11	Roof Part A of Shop Lenco Ground Floor	Peeling of Plaster	18
12	Roof Part B of Shop Lenco Ground Floor	Peeling of Plaster	19
13	Wall No. 4 Part B of Shop Lenco Ground Floor	Peeling of Plaster	20
14	Roof Shop Man Mohan Traders Ground Floor	Peeling of Plaster	21
15	Wall No. 6 Shop Man Mohan Traders Ground Floor	Damaged Portion	22
16	Front Side External Wall Shop Mahesh Brothers Ground Floor	Damaged Portion	23
17	Roof Room No. 1 First Floor	Damaged Portion	24
18	Wall No. 4 Passage No.1 First Floor	Peeling of Plaster	25
19	Floor Passage No.1 First Floor	Damaged Portion	26
20	Roof Temple First Floor	Peeling of Plaster	27
21	Wall No. 4 Store No.1 First Floor	Peeling of Plaster	28
22	Floor Room No. 1 First Floor	Peeling of Plaster	29
23	Roof Room No. 2 First Floor	Peeling of Plaster	30
24	Roof Room No. 2 First Floor	Peeling of Plaster	31
25	Roof Room No. 2 First Floor	Peeling of Plaster	32
26	Wall No. 4 Room No. 2 First Floor	Peeling of Plaster	33
27	Wall No. 4 Room No. 2 First Floor	Peeling of Plaster	34
28	Wall No. 2 & 4 Kitchen First Floor	Dampness/Seepage	35
29	Roof Room No. 2 First Floor	Peeling of Plaster	36
30	Wall No. 2 & 4 Passage First Floor	Dampness/Seepage	37
31	Wall No. 3 Passage First Floor	Dampness/Seepage	38
32	Wall No. 2, 4 & Roof Toilet No. 1 First Floor	Dampness/Seepage	39
33	Left side Gate Toilet No. 1 First Floor	Dampness/Seepage	40
34	Wall No. 1 Passage First Floor	Damaged Portion	41
35	Wall No. 3 Passage First Floor	Damaged Portion	42
36	Roof Lobby First Floor	Peeling of Plaster	43
37	Wall No. 2 & 3 Lobby First Floor	Dampness/Seepage	44
38	Wall No. 3 Lobby First Floor	Peeling of Plaster	45

39	Wall No. 2 Toilet No. 2 First Floor	Damaged Portion	46
40	Roof Room No. 3 First Floor	Peeling of Plaster	47
41	Wall No. 4 Open Sky Area First Floor	Peeling of Plaster	48
42	Wall No. 4 & Sun shade Open Sky Area First Floor	Dampness/Seepage	49
43	Wall No. 3 Open Sky Area First Floor	Peeling of Plaster	50
44	Roof Bathroom First Floor	Peeling of Plaster	51
45	Wall No. 1 & Roof Bathroom First Floor	Peeling of Plaster	52
46	Roof Bathroom First Floor	Dampness/Seepage	53
47	Wall No. 4 Bathroom First Floor	Dampness/Seepage	54
48	Wall No. 1 Bathroom First Floor	Dampness/Seepage	55
49	Wall No. 4 Store No.3 First Floor	Dampness/Seepage	56
50	Wall No. 3 Open Sky Area First Floor	Peeling of Plaster	57
51	Wall No. 4 Open Sky Area First Floor	Dampness/Seepage	58
52	Wall No. 2 Store First Floor	Damaged Portion	59
53	Wall No. 4 Water tank Area First Floor	Dampness/Seepage	60
54	Step, 1 & 2 Staircase Area First Floor	Damaged Portion	61
55	Wall No. 2 Staircase First Floor to Second Floor First Floor	Peeling of Plaster	62
56	Roof Staircase First Floor to Second Floor First Floor	Peeling of Plaster	63
57	Wall No. 3 & Sun Shade Open Sky area Second Floor	Damaged Portion	64
58	Wall No. 2 Open Sky area Second Floor	Peeling of Plaster	65
59	Wall No. 4 Room No. 1 Second Floor	Dampness/Seepage	66
60	Wall No. 3 & 1 Room No. 1 Second Floor	Dampness/Seepage	67
61	Wall No. 2 Room No. 1 Second Floor	Dampness/Seepage	68
62	Wall No. 2 Room No. 1 Second Floor	Peeling of Plaster	69
63	Roof Room No. 1 Second Floor	Dampness/Seepage	70
64	Steps Staircase First Floor to Second Floor Second Floor	Damaged Portion	71
65	Wall No. 1 & Parapet Wall House No.36 Terrace	Damaged Portion	72
66	Wall No. 1 & Parapet Wall House No.36 Terrace	Damaged Portion	73
67	Wall No. 4 & Parapet Wall House No.36 Terrace	Damaged Portion	74
68	Wall No. 3 & Parapet Wall House No.36 Terrace	Peeling of Plaster	75

Summary of Areas that Could not be Surveyed			
Serial No.	Location	Description	Photo No.
1	All walls Shop Suresh & Company Ground Floor	Covered With Material	76
2	All walls Shop Kingsons Ground Floor	Covered With Material	77
3	Wall No. 1, 2 & 4 Part B of Shop Lenco Ground Floor	Covered With Material	78
4	All walls Part A of Shop Lenco Ground Floor	Covered With Material	79
5	Wall No. 4 Shop Man Mohan Traders Ground Floor	Covered With Wooden Rack & Material	80
6	Wall No. 2 Shop Man Mohan Traders Ground Floor	Covered With Wooden Rack & Material	81
7	Wall No. 1 Shop Man Mohan Traders Ground Floor	Covered With Wooden Rack & Material	82
8	All walls Shop Mahesh Brothers Ground Floor	Covered With Material	83
9	Wall No. 1 Room No. 2 First Floor	Covered	84
10	Floor Toilet No. 1 First Floor	Covered With Tiles	85
11	First Floor	Covered	86
12	All Walls Store No.3 First Floor	Covered with Material	87
13	Roof First Floor	Covered with Wooden Work	88
14	Room No. 4 First Floor	Locked	89

Pre - Condition Building Survey for Construction of Underground Stations from Chandpole to Bari Chouper and reversal line



Photo 1
View of House No.36



Photo 2
View of Shop Suresh & Company, Ground Floor



Photo 3
View of Shop Kingsons, Ground Floor



Photo 4
View of Shop Lenco, Ground Floor



Photo 5
View of Shop Man Mohan Traders, Ground Floor



Photo 6
View of Shop Mahesh Brothers, Ground Floor

Pre - Condition Building Survey for Construction of Underground Stations from Chandpole to Bari Chouper and reversal line



Photo 7
View of Kitchen Roof , First Floor



Photo 8
Inclined Crack on Wall No. 3 & Roof of Room No. 1, First Floor, Approx. Width = 1mm, Approx. Length = 3m.



Photo 9
Inclined Crack on Wall No. 3 of Passage No. 1, First Floor, Approx. Width = 5mm, Approx. Length = 2m.



Photo 10
Inclined Crack on Wall No. 1 of Temple, First Floor, Approx. Width = 1mm, Approx. Length = 2m.



Photo 11
Inclined Crack on Wall No. 2 of Staircase First Floor to Second Floor, First Floor, Approx. Width = 1.5mm, Approx. Length = 1.5m. Distance from Wall No. 2 = 2m, Height from Floor = 1m.



Photo 11A
Inclined Crack on Wall No. 2 of Staircase First Floor to Second Floor, First Floor, Approx. Width = 1.5mm, Approx. Length = 1.5m. Distance from Wall No. 2 = 2m, Height from Floor = 1m.

Pre - Condition Building Survey for Construction of Underground Stations from Chandpole to Bari Chouper and reversal line



Photo 12

Inclined Crack on Wall No. 2 of Staircase First Floor to Second Floor, First Floor, Approx. Width = 1mm, Approx. Length = 1.5m. Distance from Wall No.2 = 2.5m, Height from Floor = 1.5m.



Photo 13

Inclined Crack on Wall No. 4 of Staircase First Floor to Second Floor, Second Floor, Approx. Width = 5mm, Approx. Length = 0.5m. Distance from Wall No.4 = 2m, Height from Floor = 0.2m.




Photo 14

Inclined Crack on Wall No. 4 of Staircase First Floor to Second Floor, Second Floor, Approx. Width = 5mm, Approx. Length = 0.6m. Distance from Wall No.4 = 1.6m, Height from Floor = 0.5m.



Photo 15

Dampness/Seepage on Wall No. 4 of Shop Suresh & Company of Ground Floor



Photo 16

Dampness/Seepage on Front Side External Wall of Shop Suresh & Company of Ground Floor



Photo 17

Dampness/Seepage on Roof of Shop Kingsons of Ground Floor

Pre - Condition Building Survey for Construction of Underground Stations from Chandpole to Bari Chouper and reversal line



Photo 18

Peeling of Plaster on Roof of Part A of Shop Lenco of Ground Floor



Photo 19

Peeling of Plaster on Roof of Part B of Shop Lenco of Ground Floor



Photo 20

Peeling of Plaster on Wall No. 4 of Part B of Shop Lenco of Ground Floor



Photo 21

Peeling of Plaster on Roof of Shop Man Mohan Traders of Ground Floor



Photo 22

Damaged Portion on Wall No. 6 of Shop Man Mohan Traders of Ground Floor



Photo 23

Damaged Portion on Front Side External Wall of Shop Mahesh Brothers of Ground Floor

Pre - Condition Building Survey for Construction of Underground Stations from Chandpole to Bari Chouper and reversal line



Photo 24
Damaged Portion on Roof of Room No. 1 of First Floor



Photo 25
Peeling of Plaster on Wall No. 4 of Passage No.1 of First Floor



Photo 26
Damaged Portion on Floor of Passage No.1 of First Floor



Photo 27
Peeling of Plaster on Roof of Temple of First Floor



Photo 28
Peeling of Plaster on Wall No. 4 of Store No.1 of First Floor



Photo 29
Peeling of Plaster on Floor of Room No. 1 of First Floor

Pre - Condition Building Survey for Construction of Underground Stations from Chandpole to Bari Chouper and reversal line




Photo 30
Peeling of Plaster on Roof of Room No. 2 of First Floor




Photo 31
Peeling of Plaster on Roof of Room No. 2 of First Floor



Photo 32
Peeling of Plaster on Roof of Room No. 2 of First Floor



Photo 33
Peeling of Plaster on Wall No. 4 of Room No. 2 of First Floor



Photo 34
Peeling of Plaster on Wall No. 4 of Room No. 2 of First Floor



Photo 35
Dampness/Seepage on Wall No. 2 & 4 of Kitchen of First Floor

Pre - Condition Building Survey for Construction of Underground Stations from Chandpole to Bari Chouper and reversal line



Photo 36
Peeling of Plaster on Roof of Room No. 2 of First Floor



Photo 37
Dampness/Seepage on Wall No. 2 & 4 of Passage of First Floor



Photo 38
Dampness/Seepage on Wall No. 3 of Passage of First Floor



Photo 39
Dampness/Seepage on Wall No. 2, 4 & Roof of Toilet No. 1 of First Floor



Photo 40
Dampness/Seepage on Left side Gate of Toilet No. 1 of First Floor



Photo 41
Damaged Portion on Wall No. 1 of Passage of First Floor

Pre - Condition Building Survey for Construction of Underground Stations from Chandpole to Bari Chouper and reversal line



Photo 42
Damaged Portion on Wall No. 3 of Passage of First Floor



Photo 43
Peeling of Plaster on Roof of Lobby of First Floor



Photo 44
Dampness/Seepage on Wall No. 2 & 3 of Lobby of First Floor



Photo 45
Peeling of Plaster on Wall No. 3 of Lobby of First Floor



Photo 46
Damaged Portion on Wall No. 2 of Toilet No. 2 of First Floor



Photo 47
Peeling of Plaster on Roof of Room No. 3 of First Floor

Pre - Condition Building Survey for Construction of Underground Stations from Chandpole to Bari Chouper and reversal line




Photo 48
Peeling of Plaster on Wall No. 4 of Open Sky Area of First Floor



Photo 49
Dampness/Seepage on Wall No. 4 & Sun shade of Open Sky Area of First Floor



Photo 50
Peeling of Plaster on Wall No. 3 of Open Sky Area of First Floor



Photo 51
Peeling of Plaster on Roof of Bathroom of First Floor



Photo 52
Peeling of Plaster on Wall No. 1 & Roof of Bathroom No. of First Floor



Photo 53
Dampness/Seepage on Roof of Bathroom of First Floor

Pre - Condition Building Survey for Construction of Underground Stations from Chandpole to Bari Chouper and reversal line



Photo 54
Dampness/Seepage on Wall No. 4 of Bathroom of First Floor



Photo 55
Dampness/Seepage on Wall No. 1 of Bathroom of First Floor



Photo 56
Dampness/Seepage on Wall No. 4 of Store No.3 of First Floor



Photo 57
Peeling of Plaster on Wall No. 3 of Open Sky Area of First Floor




Photo 58
Dampness/Seepage on Wall No. 4 of Open Sky Area of First Floor



Photo 59
Damaged Portion on Wall No. 2 of Store of First Floor

Pre - Condition Building Survey for Construction of Underground Stations from Chandpole to Bari Chouper and reversal line



Photo 60
Dampness/Seepage on Wall No. 4 of Water tank Area of First Floor



Photo 61
Damaged Portion on Step, 1 & 2 of Staircase Area of First Floor



Photo 62
Peeling of Plaster on Wall No. 2 of Staircase First Floor to Second Floor of First Floor



Photo 63
Peeling of Plaster on Roof of Staircase First Floor to Second Floor of First Floor



Photo 64
Damaged Portion on Wall No. 3 & Sun Shade of Open Sky area of Second Floor



Photo 65
Peeling of Plaster on Wall No. 2 of Open Sky area of Second Floor

Pre - Condition Building Survey for Construction of Underground Stations from Chandpole to Bari Chouper and reversal line



Photo 66

Dampness/Seepage on Wall No. 4 of Room No. 1 of Second Floor



Photo 67

Dampness/Seepage on Wall No. 3 & 1 of Room No. 1 of Second Floor



Photo 68

Dampness/Seepage on Wall No. 2 of Room No. 1 of Second Floor



Photo 69

Peeling of Plaster on Wall No. 2 of Room No. 1 of Second Floor



Photo 70

Dampness/Seepage on Roof of Room No. 1 of Second Floor



Photo 71

Damaged Portion on Steps of Staircase First Floor to Second Floor of Second Floor

Pre - Condition Building Survey for Construction of Underground Stations from Chandpole to Bari Chouper and reversal line



Photo 72

Damaged Portion on Wall No. 1 & Parapet Wall of House No.36 of Terrace



Photo 73

Damaged Portion on Wall No. 1 & Parapet Wall of House No.36 of Terrace




Photo 74

Damaged Portion on Wall No. 4 & Parapet Wall of House No.36 of Terrace



Photo 75

Peeling of Plaster on Wall No. 3 & Parapet Wall of House No.36 of Terrace



Photo 76

All walls of Shop Suresh & Company of Ground Floor Covered With Material



Photo 77

All walls of Shop Kingsons of Ground Floor Covered With Material

Pre - Condition Building Survey for Construction of Underground Stations from Chandpole to Bari Chouper and reversal line



Photo 78

Wall No. 1, 2 & 4 of Part B of Shop Lenco of Ground Floor Covered With Material



Photo 79

All walls of Part A of Shop Lenco of Ground Floor Covered With Material



Photo 80

Wall No. 4 of Shop Man Mohan Traders of Ground Floor Covered With Wooden Rack & Material



Photo 81

Wall No. 2 of Shop Man Mohan Traders of Ground Floor Covered With Wooden Rack & Material



Photo 82

Wall No. 1 of Shop Man Mohan Traders of Ground Floor Covered With Wooden Rack & Material



Photo 83

All walls of Shop Mahesh Brothers of Ground Floor Covered With Material

Pre - Condition Building Survey for Construction of Underground Stations from Chandpole to Bari Chouper and reversal line



Photo 84
Wall No. 1 of Room No. 2 of First Floor



Photo 85
Floor of Toilet No. 1 of First Floor Covered With Tiles




Photo 86
First Floor



Photo 87
All Walls of Store No.3 of First Floor Covered with Material



Photo 88
Roof of First Floor Covered with Wooden Work



Photo 89
Room No. 4 of First Floor Locked

Pre - Condition Building Survey for Construction of Underground Stations from Chandpole to Bari Chouper and reversal line



House No. 38 & Dinesh Traders
Tirpolia Bazar
Jaipur
Unique ID: CC BC DN 0003

Report Number: AIMIL/ESG/JMCEC/CC BC DN 0003/01, Rev. 00, Dated: January 2014

Building Owner
Contractor

Mr. M.Kumar
CEC

Client
Sub-Contractor

JMRC Limited
AIMIL Limited

Pre - Condition Building Survey for Construction of Underground Stations from Chandpole to Bari Chouper and reversal line

Table of Contents

S.No.	Particulars	Page No.
1	Introduction	2
2	Survey Details	2
3	About the Structure	3
4	Building Ownership Details	3
5	Project Details	4
6	General Building Details	4
7	Summary of Cracks	5
8	Summary of Defects other than Cracks	
9	Summary of Areas that Could not be surveyed	
10	Defect Photographs	
11	Schematic Diagram of Building	

Introduction

The Jaipur Metro Rail is being constructed to provide the city of Jaipur with a modern and technologically advanced Transit System, to provide a safe and well connected means of transport that reduces traffic congestion. The project consists of two corridors with underground and elevated sections.

The construction of underground rail and road infrastructures in metropolitan and cosmopolitan cities are mostly through developed area under challenging soil conditions.

The alignment of structure is passing through densely inhabited areas, many structures are falling in the zone of influence of construction activities. It is required to carry out the pre-condition survey of those structures. The scope of work of this survey includes carrying out pre-condition survey of those structures.

Survey Details

S.No.	Head	Particulars	Signatures
1	Date of Survey	19/12/2013	
2	AIMIL Representative		
3	CEC Representative		
4	Structural Designer of CEC		
5	JMRC/DMRC Representative		

Pre - Condition Building Survey for Construction of Underground Stations from Chandpole to Bari Chouper and reversal line

About the Structure

The structure under consideration is a Multi Story Load Bearing Structure having 3 floors. The structure was constructed in year 1763 and is 250 years old.

There are 17 defects in the structure out of which 1 are cracks. Category wise distribution of cracks is given in the table below. Overall the Building can be categorised in Category I (Very Slight)

Category	Number of Cracks	% of Total Cracks
Negligible (< 0.1mm)	0	0%
Very Slight (0.1 to 1mm)	1	100%
Slight (1 to 5mm)	0	0%
Moderate (5 to 15mm)	0	0%
Severe (15 to 25mm)	0	0%
Very Severe (>25mm)	0	0%

The average width of cracks is 0.35mm and average length of cracks is 0.8m. The maximum crack width is 0.35mm and minimum width is 0.35mm.

Building Ownership Details			
Unique ID/Sub ID	Premises Name	Owner	Signatures
CC-BC/DL/0003-1			
CC-BC/DL/0003-R			

Pre - Condition Building Survey for Construction of Underground Stations from Chandpole to Bari Chouper and reversal line

Project Details		
S. No.	Head	Particulars
1	Project	Jaipur Metro Rail Project
2	Section	Chandpole to Bari Chaupar
3	Client	JMRC Limited
4	Consultant	DMRC Limited
5	Contractor	CEC
6	Design Consultant of Contractor	Omikron Kappa - Indus Consultrans JV
7	Sub-Contractor	AIMIL Limited
8	Subject	Pre-Condition Survey Report

General Building Details (As informed verbally by Building Owner)		
S. No.	Head	Particulars
1	Building Name	House No. 38 & Dinesh Traders
2	Building Address	House No. 38 & Dinesh Traders Tirpolia Bazar Jaipur
3	Year of Construction	1763
4	Number of Floors	G+2
5	Number of Basements	None
6	Type of Building	Residential + Commercial
7	Approximate Height	6m
8	Approximate Area	Not Known
9	Age of Building	250 years
10	Type of Structure	Load Bearing Structure
11	Type of Foundation	Not Known
12	Number of Bore Wells	No
13	Depth and Diameter of Bore	N.A
14	Roadways	One Side
15	Presence of Equipment/Machines	None

Pre - Condition Building Survey for Construction of Underground Stations from Chandpole to Bari Chouper and reversal line

Summary of Cracks						
Defect ID	Location	Orientation	Appx. Width (mm)	Appx. Length (m)	Category	Photo No.
1	Wall No. 2 & 4 Kitchen of House No.38 First Floor	Inclined	0.35	0.8	Very Slight	5, 5A

Summary of Defects Other Than Crack			
Defect ID	Location	Description	Photo No.
2	Wall No. 2 Part A Shop Dinesh Treaders Ground Floor	Dampness/Seepage	6
3	Wall No. 2 Part A Shop Dinesh Treaders Ground Floor	Peeling of Plaster	7
4	Roof Kitchen of House No.38 First Floor	Dampness/Seepage	8
5	Wall No. 4 Kitchen of House No.38 First Floor	Peeling of Plaster	9
6	Wall No. 3 Room No. 1 House No.38, First Floor	Dampness/Seepage	10
7	Roof Room No. 1 House No.38, First Floor	Peeling of Plaster	11
8	Wall No. 2 Room No. 1 House No.38, First Floor	Dampness/Seepage	12
9	Wall No. 4 Room No. 1 House No.38, First Floor	Dampness/Seepage	13
10	Outer Wall No.3 House No.38 First Floor	Dampness/Seepage	14
11	Outer Wall No.3 House No.38 First Floor	Peeling of Plaster	15
12	Wall No. 2 Open Sky First Floor	Peeling of Plaster	16
13	Wall No. 2 Open Sky First Floor	Peeling of Plaster	17
14	Roof House No.38 Ground Floor	Peeling of Plaster	18
15	Outer Wall No.3 House No.38 Ground Floor	Peeling of Plaster	19
16	Outer Wall No.3 House No.38 Ground Floor	Dampness/Seepage	20
17	Leftside Wall House No.38 Ground Floor	Dampness/Seepage	21

Summary of Areas that Could not be Surveyed			
Serial No.	Location	Description	Photo No.
1	Wall No. 4 Part A Shop Dinesh Traders Ground Floor	Covered With Material	22
2	Wall No. 1 Part A Shop Dinesh Traders Ground Floor	Covered With Material	23
3	Wall No. 2 Part A Shop Dinesh Traders Ground Floor	Covered With Material	24
4	Part B Shop Dinesh Traders Ground Floor	Locked	25

Pre - Condition Building Survey for Construction of Underground Stations from Chandpole to Bari Chouper and reversal line



Photo 1
View of House No.38



Photo 2
View of Shop Dinesh Traders, Ground Floor



Photo 3
View of Room No.1, Ground Floor



Photo 4
View of Kitchen, Ground Floor



Photo 5
Inclined Crack on Wall No. 2 & 4 of Kitchen of House No.38, First Floor
Approx. Width = 0.35mm, Approx. Length = 0.8m. Distance from Wall No.2 = 1.2m, Height from Floor = 1.5m.



Photo 5A
Inclined Crack on Wall No. 2 & 4 of Kitchen of House No.38, First Floor
Approx. Width = 0.35mm, Approx. Length = 0.8m. Distance from Wall No.2 = 1.2m, Height from Floor = 1.5m.

Pre - Condition Building Survey for Construction of Underground Stations from Chandpole to Bari Chouper and reversal line



Photo 6

Dampness/Seepage on Wall No. 2 of Part A Shop Dinesh Treaders of Ground Floor



Photo 7

Peeling of Plaster on Wall No. 2 of Part A Shop Dinesh Treaders of Ground Floor



Photo 8

Dampness/Seepage on Roof of Kitchen of House No.38 of First Floor



Photo 9

Peeling of Plaster on Wall No. 4 of Kitchen of House No.38 of First Floor




Photo 10

Dampness/Seepage on Wall No. 3 of Room No. 1 of House No.38, First Floor



Photo 11

Peeling of Plaster on Roof of Room No. 1 of House No.38, First Floor

Pre - Condition Building Survey for Construction of Underground Stations from Chandpole to Bari Chouper and reversal line



Photo 12

Dampness/Seepage on Wall No. 2 of Room No. 1 of House No.38, First Floor



Photo 13

Dampness/Seepage on Wall No. 4 of Room No. 1 of House No.38, First Floor



Photo 14

Dampness/Seepage on Outer Wall No.3 of House No.38 of First Floor



Photo 15

Peeling of Plaster on Outer Wall No.3 of House No.38 of First Floor



Photo 16

Peeling of Plaster on Wall No. 2 of Open Sky of First Floor



Photo 17

Peeling of Plaster on Wall No. 2 of Open Sky of First Floor

Pre - Condition Building Survey for Construction of Underground Stations from Chandpole to Bari Chouper and reversal line



Photo 18

Peeling of Plaster on Roof of House No.38 of Ground Floor



Photo 19

Peeling of Plaster on Outer Wall No.3 of House No.38 of Ground Floor



Photo 20

Dampness/Seepage on Outer Wall No.3 of House No.38 of Ground Floor



Photo 21

Dampness/Seepage on Leftside Wall of House No.38 of Ground Floor



Photo 22

Wall No. 4 of Part A Shop Dinesh Treaders of Ground Floor Covered With Material



Photo 23

Wall No. 1 of Part A Shop Dinesh Treaders of Ground Floor Covered With Material

Pre - Condition Building Survey for Construction of Underground Stations from from Chandpole to Bari Chouper and reversal line



Photo 24

Wall No. 2 of Part A Shop Dinesh Treaders of Ground Floor Covered With Material



Photo 25

Part B Shop Dinesh Treaders of Ground Floor Locked

Pre - Condition Building Survey for Construction of Underground Stations from Chandpole to Bari Chouper and reversal line



House No. 36 & Shops
Tirpolia Bazar
Jaipur
Unique ID: CC BC DN 0004

Report Number: AIMIL/ESG/JMCEC/CC BC DN 0004/01, Rev. 00, Dated: January 2014

Building Owner
Contractor

Various Owners
CEC

Client
Sub-Contractor

JMRC Limited
AIMIL Limited

Pre - Condition Building Survey for Construction of Underground Stations from Chandpole to Bari Chouper and reversal line

Table of Contents

S.No.	Particulars	Page No.
1	Introduction	2
2	Survey Details	2
3	About the Structure	3
4	Building Ownership Details	3
5	Project Details	4
6	General Building Details	4
7	Summary of Cracks	5
8	Summary of Defects other than Cracks	
9	Summary of Areas that Could not be surveyed	
10	Defect Photographs	
11	Schematic Diagram of Building	

Introduction

The Jaipur Metro Rail is being constructed to provide the city of Jaipur with a modern and technologically advanced Transit System, to provide a safe and well connected means of transport that reduces traffic congestion. The project consists of two corridors with underground and elevated sections.

The construction of underground rail and road infrastructures in metropolitan and cosmopolitan cities are mostly through developed area under challenging soil conditions.

The alignment of structure is passing through densely inhabited areas, many structures are falling in the zone of influence of construction activities. It is required to carry out the pre-condition survey of those structures. The scope of work of this survey includes carrying out pre-condition survey of those structures.

Survey Details

S.No.	Head	Particulars	Signatures
1	Date of Survey	19/12/2013	
2	AIMIL Representative		
3	CEC Representative		
4	Structural Designer of CEC		
5	JMRC/DMRC Representative		

Pre - Condition Building Survey for Construction of Underground Stations from Chandpole to Bari Chouper and reversal line

About the Structure

The structure under consideration is a Multi Story Load Bearing Structure having 3 floors. The structure was constructed in year 1763 and is 250 years old.

There are 80 defects in the structure out of which 15 are cracks. Category wise distribution of cracks is given in the table below. Overall the Building can be categorised in Category II (Slight)

Category	Number of Cracks	% of Total Cracks
Negligible (< 0.1mm)	0	0%
Very Slight (0.1 to 1mm)	6	40%
Slight (1 to 5mm)	9	60%
Moderate (5 to 15mm)	0	0%
Severe (15 to 25mm)	0	0%
Very Severe (>25mm)	0	0%

The average width of cracks is 0.94mm and average length of cracks is 1.93m. The maximum crack width is 1.5mm and minimum width is 0.4mm.

Building Ownership Details			
Unique ID/Sub ID	Premises Name	Owner	Signatures
CC-BC/DL/0004-5	G.R. & Company		
CC-BC/DL/0004-2	Ashoka Traders		
CC-BC/DL/0004-3	Chetan Traders		
CC-BC/DL/0004-F	Parasuram Public School		
CC-BC/DL/0004-371	Devi Singh Sugandhi Bhandar		
CC-BC/DL/0004-370	Star Bangals General Store		
CC-BC/DL/0004-369	Bhaya Ji Fida Hussain & Company		
CC-BC/DL/0004-368	Shri Ram Kangan Store		
CC-BC/DL/0004-367	Chandak Brothers		
CC-BC/DL/0004-366	Gandi Lal Roop Narayan Maheshwari		

Pre - Condition Building Survey for Construction of Underground Stations from Chandpole to Bari Chouper and reversal line

Project Details		
S. No.	Head	Particulars
1	Project	Jaipur Metro Rail Project
2	Section	Chandpole to Bari Chaupar
3	Client	JMRC Limited
4	Consultant	DMRC Limited
5	Contractor	CEC
6	Design Consultant of Contractor	Omikron Kappa - Indus Consultrans JV
7	Sub-Contractor	AIMIL Limited
8	Subject	Pre-Condition Survey Report

General Building Details (As informed verbally by Building Owner)		
S. No.	Head	Particulars
1	Building Name	House No. 36 & Shops
2	Building Address	Raja Uday Singh Ki Haveli, Tirpolia Bazar Jaipur
3	Year of Construction	1763
4	Number of Floors	B+G+1
5	Number of Basements	1
6	Type of Building	Commercial
7	Approximate Height	6m
8	Approximate Area	Not Known
9	Age of Building	250 years
10	Type of Structure	Load Bearing Structure
11	Type of Foundation	Not Known
12	Number of Bore Wells	No
13	Depth and Diameter of Bore	N.A
14	Roadways	One Side
15	Presence of Equipment/Machines	None

Pre - Condition Building Survey for Construction of Underground Stations from Chandpole to Bari Chouper and reversal line

Summary of Cracks						
Defect ID	Location	Orientation	Appx. Width (mm)	Appx. Length (m)	Category	Photo No.
1	Wall No. 1 Room No. 3 Parshu Ram Public School, First Floor	Inclined	1	1	Slight	22
2	Wall No. 1 Office First Floor	Inclined	1.5	0.2	Slight	23
3	Wall No. 1 Office First Floor	Inclined	1.5	0.2	Slight	24
4	Roof Varanda of Shop No.364A Ground Floor	Horizontal	1	2	Slight	25
5	Wall No. 2 Shop No.364 B Ground Floor	Inclined	1	4.15	Slight	26
6	Wall No. 2 Shop No.364 B Ground Floor	Inclined	1	4.15	Slight	27
7	Wall No. 2 Shop No.364 B Ground Floor	Inclined	0.5	1.05	Very Slight	28, 28A
8	Leftside External Column Varanda of Shop No.365 Ground Floor	Inclined	0.6	1.2	Very Slight	29, 29A
9	Staircase Area Basement	Horizontal	1	3	Slight	30
10	Wall No. 1 Staircase Area Basement	Inclined	1.5	1	Slight	31
11	Roof Varanda Shop no.367,Ground Floor	Horizontal	1	2	Slight	32
12	Roof Varanda Shop No.368, Ground Floor	Horizontal	0.5	2	Very Slight	33
13	Varanda Shop No.369, Ground Floor	Horizontal	0.4	2	Very Slight	34
14	Varanda Shop No.369, Ground Floor	Horizontal	0.8	2	Very Slight	35
15	Roof Varanda Shop No.370, Ground Floor	Horizontal	0.8	3	Very Slight	36

Summary of Defects Other Than Crack			
Defect ID	Location	Description	Photo No.
16	Roof Shop Ashok Traders Ground Floor	Peeling of Plaster	37
17	Wall No.4& Roof Part E of Shop G.R.Company Ground Floor	Peeling of Plaster	38
18	Wall No. 1 Part E of Shop G.R.Company Gr. Floor	Peeling of Plaster	39
19	Leftside & Entry Gate Part E of Shop G.R.Company Ground Floor	Peeling of Plaster	40
20	Roof Part E of Shop G.R.Company Ground Floor	Peeling of Plaster	41
21	Wall No. 4 Part E of Shop G.R.Company Gr. Floor	Dampness/Seepage	42
22	Part E of Shop G.R.Company Ground Floor	Peeling of Plaster	43
23	Wall No. 2 Part E of Shop G.R.Company Gr. Floor	Peeling of Plaster	44
24	Wall No. 3 Part E of Shop G.R.Company Gr. Floor	Peeling of Plaster	45
25	Roof Part D of Shop G.R.Company Ground Floor	Dampness/Seepage	46
26	Roof Part C of Shop G.R.Company Ground Floor	Dampness/Seepage	47
27	Wall No. 2, Roof & 3 Part B of Shop G.R.Company Ground Floor	Dampness/Seepage	48
28	Wall No. 1 Room No. 1 Parshu Ram Public School, First Floor	Dampness/Seepage	49
29	Wall No. 4 Room No. 1 Parshu Ram Public School, First Floor	Peeling of Plaster	50
30	Wall No. 2 Room No. 1 Parshu Ram Public School, First Floor	Dampness/Seepage	51
31	Wall No. 3 Room No. 1 Parshu Ram Public School, First Floor	Dampness/Seepage	52
32	Wall No. 3 Room No. 1 Parshu Ram Public School, First Floor	Dampness/Seepage	53
33	Wall No. Floor Room No. 1 Parshu Ram Public School, First Floor	Peeling of Plaster	54
34	Wall No. Floor Room No. 1 Parshu Ram Public School, First Floor	Peeling of Plaster	55

35	Wall No. 1 Room No. 2 Parshu Ram Public School, First Floor	Dampness/Seepage	56
36	Wall No. 4 Room No. 2 Parshu Ram Public School, First Floor	Dampness/Seepage	57
37	Wall No. 3 Room No. 2 Parshu Ram Public School, First Floor	Dampness/Seepage	58
38	Wall No. Floor Room No. 2 Parshu Ram Public School, First Floor	Peeling of Plaster	59
39	Wall No. 4 Room No. 3 Parshu Ram Public School, First Floor	Damaged Portion	60
40	Wall No. 1 Room No. 3 Parshu Ram Public School, First Floor	Peeling of Plaster	61
41	Wall No. 4 Room No. 4 Parshu Ram Public School, First Floor	Dampness/Seepage	62
42	Wall No. 2 Open Sky Area First Floor	Peeling of Plaster	63
43	Wall No. 3 Open Sky Area First Floor	Peeling of Plaster	64
44	Wall No. 1 Hall No. 1 Parshu Ram Public School, First Floor	Dampness/Seepage	65
45	Wall No. 4 Parshu Ram Public School First Floor	Dampness/Seepage	66
46	Wall No. 1 Open Sky Area No.2 First Floor	Damaged Portion	67
47	Wall No. 1 Open Sky Area No.2 First Floor	Peeling of Plaster	68
48	Wall No. 1 Open Sky Area No.2 First Floor	Peeling of Plaster	69
49	Wall No. 1 & 2 Open Sky Area No.2 First Floor	Peeling of Plaster	70
50	Roof Bathroom Parshu Ram Public School, F Floor	Peeling of Plaster	71
51	Wall No. Floor Open Sky Area No.3 First Floor	Peeling of Plaster	72
52	Front side Wall Parshu Ram Public School First Floor	Peeling of Plaster	73
53	Roof Varanda of Shop No.364A Ground Floor	Dampness/Seepage	74
54	Roof Varanda of Shop No.364A Ground Floor	Dampness/Seepage	75
55	Roof Varanda of Shop No.364B Ground Floor	Dampness/Seepage	76
56	Roof Varanda of Shop No.364B Ground Floor	Peeling of Plaster	77
57	Leftside External Column Varanda of Shop No.365 Ground Floor	Peeling of Plaster	78
58	Roof Varanda of Shop No.365 Ground Floor	Dampness/Seepage	79
59	Beam Varanda of Shop No.365 Ground Floor	Dampness/Seepage	80
60	Wall No. 1 Staircase Area Basement	Damaged Portion	81
61	Wall No. 1, 2 & 4 Staircase Area Basement	Dampness/Seepage	82
62	Right side External Column Varanda of Shop No.366 Ground Floor	Peeling of Plaster	83
63	Roof Varanda of Shop No.366 Ground Floor	Dampness/Seepage	84
64	Leftside External Column Varanda of Shop No.366 Ground Floor	Damaged Portion	85
65	Roof Part C of Shop No.366 Ground Floor	Damaged Portion	86
66	Roof Part C of Shop No.366 Ground Floor	Damaged Portion	87
67	Wall No. 4 Shop no.367 Basement	Peeling of Plaster	88
68	Roof Varanda Shop no.367,Ground Floor	Peeling of Plaster	89
69	Front side outer Wall No.3 & Floor Varanda Shop No.368, Ground Floor	Damaged Portion	90
70	Roof Varanda Shop No.368, Ground Floor	Damaged Portion	91
71	Wall No. 1 Part B Shop No.369, Ground Floor	Peeling of Plaster	92
72	Roof Part B Shop No.369, Ground Floor	Peeling of Plaster	93
73	Wall No. Right side External Column Varanda Shop No.370, Ground Floor	Peeling of Plaster	94
74	Roof Shop No.370 Ground Floor	Damaged Portion	95
75	Roof Shop No.370 Ground Floor	Peeling of Plaster	96
76	Roof Vrandah Shop no. 371, Ground Floor	Dampness/Seepage	97
77	Roof Part-B Shop no. 371, Ground Floor	Peeling of Plaster	98
78	Roof Shop No. 364A Ground Floor	Plaster Crack	99
79	Roof Shop No. 364A Ground Floor	Peeling of Plaster	100
80	Roof Star Bangles Ground Floor	Peeling of Plaster	101

Summary of Areas that Could not be Surveyed			
Serial No.	Location	Description	Photo No.
1	Wall No. 1 & 4 Shop Chetna Stones Ground Floor	Covered With wooden Racks & Material	102
2	Wall No. 2 & 4 Shop Chetna Stones Ground Floor	Covered With wooden Racks & Material	103
3	All Walls Shop Ashok Traders Ground Floor	Covered With wooden Racks & Material	104
4	All Walls Shop Ashok Traders Ground Floor	Covered With wooden Racks & Material	105
5	Wall No. 2 Part E of Shop G.R.Company Gr. Floor	Covered With Material	106
6	Wall No. 1 & 4 Part E of Shop G.R.Company G. Floor	Covered With wooden Racks & Material	107
7	Wall No. Floor Part E of Shop G.R.Company G. Floor	Covered With Material	108
8	Wall No. 1 & 2 Part D of Shop G.R.Company G.Floor	Covered With Material	109
9	Wall No. 1 & 2 Part C of Shop G.R.Company G.Floor	Covered With wooden Racks & Material	110
10	Wall No. 1 & 2 Part B of Shop G.R.Company G. Floor	Covered With wooden Racks & Material	111
11	Wall No. 1 & 4 Part B of Shop G.R.Company G. Floor	Covered With wooden Racks & Material	112
12	Wall No. 2 & 4 Part B of Shop G.R.Company G. Floor	Covered With wooden Racks & Material	113
13	Room No. 6 Parshu Ram Public School, First Floor	Covered	114
14	Room No. 5 Parshu Ram Public School, First Floor	Covered	115
15	Wall No. 1 Shop No.364A Ground Floor	Covered With material	116
16	Wall No. 4 Shop No.364A Ground Floor	Covered With material	117
17	Wall No. 1 Shop No.365 Ground Floor	Covered With Racks & Material	118
18	Wall No. 2 Shop No.365 Ground Floor	Covered With Racks & Material	119
19	Wall No. 4 Shop No.365 Ground Floor	Covered With Racks & Material	120
20	Roof Shop No.365 Ground Floor	Covered With Falls Ceiling	121
21	Wall No. 1 Part A of Shop No.366 Ground Floor	Covered With Racks & Material	122
22	Wall No. 2 Part A of Shop No.366 Ground Floor	Covered With Racks & Material	123
23	Wall No. 4 Part A of Shop No.366 Ground Floor	Covered With Racks & Material	124
24	All Walls Part D of Shop No.366 Ground Floor	Covered With Material	125
25	Wall No. 1 Shop no.367 Ground Floor	Covered With Glass Work & Material	126
26	Wall No. 4 Shop no.367 Ground Floor	Covered With Glass Work & Material	127
27	Wall No. 2 Shop no.367 Ground Floor	Covered With Glass Work & Material	128
28	Roof Shop no.367 Ground Floor	Covered With Falls Ceiling	129
29	Roof Shop no.367 Basement	Covered With Falls Ceiling	130
30	All Walls & Roof Shop No.368 Shop No.368, G.Floor	Covered With Racks & Material	131
31	Wall No. 1 Part A Shop No.369, Ground Floor	Covered With material	132
32	Wall No. 2 Part B Shop No.369, Ground Floor	Covered With material	133
33	Wall No. 2 Part A Shop No.369, Ground Floor	Covered With material	134
34	Wall No. 1 Shop No.370 Ground Floor	Covered With wooden Racks & Material	135
35	Wall No. 2 Shop No.370 Ground Floor	Covered With wooden Racks & Material	136
36	Wall No. 2, 4 & Backside Shop No.370 Ground Floor	Covered With wooden Racks & Material	137
37	Wall No. Roof & Backside Shop No.370 Gr. Floor	Covered With wooden Work	138
38	Wall No. 1 Shop No.370A Ground Floor	Covered With Glass Work & Material	139
39	Wall No. 2 & 4 Shop No.370A Ground Floor	Covered With Glass Work & Material	140
40	Roof Shop No.370A Ground Floor	Covered With Wooden Work	141
41	Wall No. 1 Part-A Shop no. 371, Ground Floor	Covered with Material	142
42	Wall No. 4 Part-A Shop no. 371, Ground Floor	Covered with Material	143
43	Wall No. 2 Part-A Shop no. 371, Ground Floor	Covered with Material	144
44	Roof Part-A Shop no. 371, Ground Floor	Covered with Wooden	145
45	All walls Part-B Shop no. 371, Ground Floor	Covered with Wooden & Material	146
46	All walls Part-C Shop no. 371, Ground Floor	Covered with Wooden & Material	147
47	All Walls Shop No. 364A Ground Floor	Covered with Material	148
48	All Walls Shop No. 364A Ground Floor	Covered with Material	149
49	All Walls Star Bangles Ground Floor	Covered with Material	150
50	All Walls Star Bangles Ground Floor	Covered with Material	151

Pre - Condition Building Survey for Construction of Underground Stations from Chandpole to Bari Chouper and reversal line



Photo 1
View of Shop No.371



Photo 2
View of Shop Chetna Stones, Ground Floor



Photo 3
View of Shop Ashok Traders, Ground Floor



Photo 4
View of Shop G.R. Company, Ground Floor



Photo 5
First Floor



Photo 6
View of Room No. 2, Parshu Ram Public School, First Floor

Pre - Condition Building Survey for Construction of Underground Stations from Chandpole to Bari Chouper and reversal line



Photo 7

View of Room No. 3, Parshu Ram Public School, First Floor



Photo 8

View of Hall No. 1, Parshu Ram Public School, First Floor



Photo 9

View of Parshu Ram Public School, First Floor



Photo 10

View of Shop No.364A, Ground Floor



Photo 11

View of Shop No.364 B, Ground Floor



Photo 12

Ground Floor

Pre - Condition Building Survey for Construction of Underground Stations from Chandpole to Bari Chouper and reversal line



Photo 13
View of Shop No.365, Ground Floor



Photo 14
View of shop No.366, Ground Floor



Photo 15
View of Shop No.367, Ground Floor



Photo 16
View of Shop No.368, Ground Floor



Photo 17
View of shop No.369, Ground Floor



Photo 18
View of Shop No.370, Ground Floor

Pre - Condition Building Survey for Construction of Underground Stations from Chandpole to Bari Chouper and reversal line



Photo 19
View of Shop No.370A, Ground Floor



Photo 20
Ground Floor



Photo 21
Ground Floor



Photo 22
Inclined Crack on Wall No. 1 of Room No. 3, Parshu Ram Public School, First Floor, Approx. Width = 1mm, Approx. Length = 1m. Distance from Wall No.3 = 0.4m, Height from Floor = 0.5m.



Photo 23
Inclined Crack on Wall No. 1 of Office, First Floor
Approx. Width = 1.5mm, Approx. Length = 0.2m.
Distance from Wall No.4 = 0.4m, Height from Floor = 1.1m.



Photo 24
Inclined Crack on Wall No. 1 of Office, First Floor
Approx. Width = 1.5mm, Approx. Length = 0.2m.
Distance from Wall No.4 = 0.4m, Height from Floor = 1.1m.

Pre - Condition Building Survey for Construction of Underground Stations from Chandpole to Bari Chouper and reversal line



Photo 25

Horizontal Crack on Roof of Varanda of Shop No.364A, Ground Floor, Approx. Width = 1mm, Approx. Length = 2m. Distance from Left External Column = 0m, Height from Floor = 3m.



Photo 26

Inclined Crack on Wall No. 2 of Shop No.364 B, Ground Floor Approx. Width = 1mm, Approx. Length = 4.15m. Distance from Main Door = 3.5m, Height from Floor = 1.7m.



Photo 27

Inclined Crack on Wall No. 2 of Shop No.364 B, Ground Floor Approx. Width = 1mm, Approx. Length = 4.15m. Distance from Main Door = 3.5m, Height from Floor = 1.7m.



Photo 28

Inclined Crack on Wall No. 2 of Shop No.364 B, Ground Floor Approx. Width = 0.5mm, Approx. Length = 1.05m. Distance from Main Door = 0.32m, Height from Floor = 1.3m.



Photo 28A

Inclined Crack on Wall No. 2 of Shop No.364 B, Ground Floor Approx. Width = 0.5mm, Approx. Length = 1.05m. Distance from Main Door = 0.32m, Height from Floor = 1.3m.



Photo 29

Inclined Crack on Leftside External Column of Varanda of Shop No.365, Ground Floor, Approx. Width = 0.6mm, Approx. Length = 1.2m. Distance from Left External Column = 0m, Height Floor = 0m.

Pre - Condition Building Survey for Construction of Underground Stations from Chandpole to Bari Chouper and reversal line



Photo 29A

Inclined Crack on Leftside External Column of Varanda of Shop No.365, Ground Floor, Approx. Width = 0.6mm, Approx. Length = 1.2m. Distance from Left External Column = 0m, Height Floor = 0m.



Photo 30

Horizontal Crack on Staircase Area, Basement
Approx. Width = 1mm, Approx. Length = 3m.
Distance from Wall No.2 = 0m, Height from Floor = 1.1m.



Photo 31

Inclined Crack on Wall No. 1 of Staircase Area, Basement
Approx. Width = 1.5mm, Approx. Length = 1m.
Distance from Wall No.3 = 0m, Height from Floor = 0.3m.



Photo 32

Horizontal Crack on Roof of Varanda, Shop no.367, Ground Floor
Approx. Width = 1mm, Approx. Length = 2m.
Distance from Left External Column = 0m, Height from Floor = 3m.



Photo 33

Horizontal Crack on Roof of Varanda, Shop No.368, Ground Floor
Approx. Width = 0.5mm, Approx. Length = 2m.
Distance from Right External Column = 0m, Height from Floor = 3m.



Photo 34

Horizontal Crack on of Varanda, Shop No.369, Ground Floor
Approx. Width = 0.4mm, Approx. Length = 2m.
Distance from Right External Column = 0m, Height from Floor = 3m.

Pre - Condition Building Survey for Construction of Underground Stations from Chandpole to Bari Chouper and reversal line



Photo 35

Horizontal Crack on Varanda, Shop No.369, Ground Floor
Approx. Width = 0.8mm, Approx. Length = 2m.
Distance from Left External Column = 0m, Height from Floor = 3m.



Photo 36

Horizontal Crack on Roof of Varanda, Shop No.370, Ground Floor
Approx. Width = 0.8mm, Approx. Length = 3m.
Distance from Right External Column = 0m, Height from Floor = 3m.



Photo 37

Peeling of Plaster on Roof of Shop Ashok Traders of Ground Floor



Photo 38

Peeling of Plaster on Wall No.4 & Roof of Part E of Shop G.R.Company of Ground Floor



Photo 39

Peeling of Plaster on Wall No. 1 of Part E of Shop G.R.Company of Ground Floor



Photo 40

Peeling of Plaster on Leftside & Entry Gate of Part E of Shop G.R.Company of Ground Floor

Pre - Condition Building Survey for Construction of Underground Stations from Chandpole to Bari Chouper and reversal line



Photo 41

Peeling of Plaster on Roof of Part E of Shop G.R.Company of Ground Floor



Photo 42

Dampness/Seepage on Wall No. 4 of Part E of Shop G.R.Company of Ground Floor



Photo 43

Peeling of Plaster on Part E of Shop G.R.Company of Ground Floor



Photo 44

Peeling of Plaster on Wall No. 2 of Part E of Shop G.R.Company of Ground Floor



Photo 45

Peeling of Plaster on Wall No. 3 of Part E of Shop G.R.Company of Ground Floor



Photo 46

Dampness/Seepage on Roof of Part D of Shop G.R.Company of Ground Floor

Pre - Condition Building Survey for Construction of Underground Stations from Chandpole to Bari Chouper and reversal line



Photo 47

Dampness/Seepage on Roof of Part C of Shop G.R.Company of Ground Floor



Photo 48

Dampness/Seepage on Wall No. 2, Roof & 3 of Part B of Shop G.R.Company of Ground Floor



Photo 49

Dampness/Seepage on Wall No. 1 of Room No. 1 of Parshu Ram Public School, First Floor



Photo 50

Peeling of Plaster on Wall No. 4 of Room No. 1 of Parshu Ram Public School, First Floor



Photo 51

Dampness/Seepage on Wall No. 2 of Room No. 1 of Parshu Ram Public School, First Floor



Photo 52

Dampness/Seepage on Wall No. 3 of Room No. 1 of Parshu Ram Public School, First Floor

Pre - Condition Building Survey for Construction of Underground Stations from Chandpole to Bari Chouper and reversal line



Photo 53

Dampness/Seepage on Wall No. 3 of Room No. 1 of Parshu Ram Public School, First Floor



Photo 54

Peeling of Plaster on Floor of Room No. 1 of Parshu Ram Public School, First Floor



Photo 55

Peeling of Plaster on Floor of Room No. 1 of Parshu Ram Public School, First Floor



Photo 56

Dampness/Seepage on Wall No. 1 of Room No. 2 of Parshu Ram Public School, First Floor




Photo 57

Dampness/Seepage on Wall No. 4 of Room No. 2 of Parshu Ram Public School, First Floor



Photo 58

Dampness/Seepage on Wall No. 3 of Room No. 2 of Parshu Ram Public School, First Floor

Pre - Condition Building Survey for Construction of Underground Stations from Chandpole to Bari Chouper and reversal line



Photo 59

Peeling of Plaster on Floor of Room No. 2 of Parshu Ram Public School, First Floor



Photo 60

Damaged Portion on Wall No. 4 of Room No. 3 of Parshu Ram Public School, First Floor



Photo 61

Peeling of Plaster on Wall No. 1 of Room No. 3 of Parshu Ram Public School, First Floor



Photo 62

Dampness/Seepage on Wall No. 4 of Room No. 4 of Parshu Ram Public School, First Floor



Photo 63

Peeling of Plaster on Wall No. 2 of Open Sky Area of First Floor



Photo 64

Peeling of Plaster on Wall No. 3 of Open Sky Area of First Floor

Pre - Condition Building Survey for Construction of Underground Stations from Chandpole to Bari Chouper and reversal line



Photo 65

Dampness/Seepage on Wall No. 1 of Hall No. 1 of Parshu Ram Public School, First Floor



Photo 66

Dampness/Seepage on Wall No. 4 of Parshu Ram Public School of First Floor




Photo 67

Damaged Portion on Wall No. 1 of Open Sky Area No.2 of First Floor



Photo 68

Peeling of Plaster on Wall No. 1 of Open Sky Area No.2 of First Floor



Photo 69

Peeling of Plaster on Wall No. 1 of Open Sky Area No.2 of First Floor



Photo 70

Peeling of Plaster on Wall No. 1 & 2 of Open Sky Area No.2 of First Floor

Pre - Condition Building Survey for Construction of Underground Stations from Chandpole to Bari Chouper and reversal line



Photo 71

Peeling of Plaster on Roof of Bathroom of Parshu Ram Public School, First Floor



Photo 72

Peeling of Plaster on Floor of Open Sky Area No.3 of First Floor



Photo 73

Peeling of Plaster on Front side Wall of Parshu Ram Public School of First Floor



Photo 74

Dampness/Seepage on Roof of Varanda of Shop No.364A of Ground Floor



Photo 75

Dampness/Seepage on Roof of Varanda of Shop No.364A of Ground Floor



Photo 76

Dampness/Seepage on Roof of Varanda of Shop No.364B of Ground Floor

Pre - Condition Building Survey for Construction of Underground Stations from Chandpole to Bari Chouper and reversal line



Photo 77

Peeling of Plaster on Roof of Varanda of Shop No.364B of Ground Floor



Photo 78

Peeling of Plaster on Leftside External Column of Varanda of Shop No.365 of Ground Floor



Photo 79

Dampness/Seepage on Roof of Varanda of Shop No.365 of Ground Floor



Photo 80

Dampness/Seepage on Beam of Varanda of Shop No.365 of Ground Floor



Photo 81

Damaged Portion on Wall No. 1 of Staircase Area of Basement



Photo 82

Dampness/Seepage on Wall No. 1, 2 & 4 of Staircase Area of Basement

Pre - Condition Building Survey for Construction of Underground Stations from Chandpole to Bari Chouper and reversal line



Photo 83

Peeling of Plaster on Right side External Column of Varanda of Shop No.366 of Ground Floor



Photo 84

Dampness/Seepage on Roof of Varanda of Shop No.366 of Ground Floor



Photo 85

Damaged Portion on Leftside External Column of Varanda of Shop No.366 of Ground Floor



Photo 86

Damaged Portion on Roof of Part C of Shop No.366 of Ground Floor



Photo 87

Damaged Portion on Roof of Part C of Shop No.366 of Ground Floor



Photo 88

Peeling of Plaster on Wall No. 4 of Shop no.367 of Basement

Pre - Condition Building Survey for Construction of Underground Stations from Chandpole to Bari Chouper and reversal line



Photo 89

Peeling of Plaster on Roof of Varanda of Shop no.367, Ground Floor



Photo 90

Damaged Portion on Front side outer Wall No.3 & Floor of Varanda of Shop No.368, Ground Floor



Photo 91

Damaged Portion on Roof of Varanda of Shop No.368, Ground Floor



Photo 92

Peeling of Plaster on Wall No. 1 of Part B of Shop No.369, Ground Floor



Photo 93

Peeling of Plaster on Roof of Part B of Shop No.369, Ground Floor



Photo 94

Peeling of Plaster on Right side External Column of Varanda of Shop No.370, Ground Floor

Pre - Condition Building Survey for Construction of Underground Stations from Chandpole to Bari Chouper and reversal line



Photo 95
Damaged Portion on Roof of Shop No.370 of Ground Floor



Photo 96
Peeling of Plaster on Roof of Shop No.370 of Ground Floor



Photo 97
Dampness/Seepage on Roof of Vrandah of Shop no. 371, Ground Floor



Photo 98
Peeling of Plaster on Roof of Part-B of Shop no. 371, Ground Floor



Photo 99
Plaster Crack on Roof of Shop No. 364A of Ground Floor



Photo 100
Peeling of Plaster on Roof of Shop No. 364A of Ground Floor

Pre - Condition Building Survey for Construction of Underground Stations from Chandpole to Bari Chouper and reversal line



Photo 101

Peeling of Plaster on Roof of Star Bangles of Ground Floor



Photo 102

Wall No. 1 & 4 of Shop Chetna Stones of Ground Floor Covered With wooden Racks & Material



Photo 103

Wall No. 2 & 4 of Shop Chetna Stones of Ground Floor Covered With wooden Racks & Material



Photo 104

All Walls of Shop Ashok Traders of Ground Floor Covered With wooden Racks & Material



Photo 105

All Walls of Shop Ashok Traders of Ground Floor Covered With wooden Racks & Material



Photo 106

Wall No. 2 of Part E of Shop G.R.Company of Ground Floor Covered With Material

Pre - Condition Building Survey for Construction of Underground Stations from Chandpole to Bari Chouper and reversal line



Photo 107

Wall No. 1 & 4 of Part E of Shop G.R.Company of Ground Floor Covered With wooden Racks & Material



Photo 108

Floor of Part E of Shop G.R.Company of Ground Floor Covered With Material



Photo 109

Wall No. 1 & 2 of Part D of Shop G.R.Company of Ground Floor Covered With Material



Photo 110

Wall No. 1 & 2 of Part C of Shop G.R.Company of Ground Floor Covered With wooden Racks & Material



Photo 111

Wall No. 1 & 2 of Part B of Shop G.R.Company of Ground Floor Covered With wooden Racks & Material



Photo 112

Wall No. 1 & 4 of Part B of Shop G.R.Company of Ground Floor Covered With wooden Racks & Material

Pre - Condition Building Survey for Construction of Underground Stations from Chandpole to Bari Chouper and reversal line



Photo 113

Wall No. 2 & 4 of Part B of Shop G.R. Company of Ground Floor Covered With wooden Racks & Material



Photo 114

Room No. 6 of Parshu Ram Public School, First Floor



Photo 115

Room No. 5 of Parshu Ram Public School, First Floor



Photo 116

Wall No. 1 of Shop No. 364A of Ground Floor Covered With material



Photo 117

Wall No. 4 of Shop No. 364A of Ground Floor Covered With material



Photo 118

Wall No. 1 of Shop No. 365 of Ground Floor Covered With Racks & Material

Pre - Condition Building Survey for Construction of Underground Stations from Chandpole to Bari Chouper and reversal line



Photo 119

Wall No. 2 of Shop No.365 of Ground Floor Covered With Racks & Material



Photo 120

Wall No. 4 of Shop No.365 of Ground Floor Covered With Racks & Material



Photo 121

Roof of Shop No.365 of Ground Floor Covered With Falls Ceiling



Photo 122

Wall No. 1 of Part A of Shop No.366 of Ground Floor Covered With Racks & Material



Photo 123

Wall No. 2 of Part A of Shop No.366 of Ground Floor Covered With Racks & Material



Photo 124

Wall No. 4 of Part A of Shop No.366 of Ground Floor Covered With Racks & Material

Pre - Condition Building Survey for Construction of Underground Stations from Chandpole to Bari Chouper and reversal line



Photo 125

All Walls of Part D of Shop No.366 of Ground Floor Covered With Material



Photo 126

Wall No. 1 of Shop no.367 of Ground Floor Covered With Glass Work & Material



Photo 127

Wall No. 4 of Shop no.367 of Ground Floor Covered With Glass Work & Material



Photo 128

Wall No. 2 of Shop no.367 of Ground Floor Covered With Glass Work & Material



Photo 129

Roof of Shop no.367 of Ground Floor Covered With Falls Ceiling



Photo 130

Roof of Shop no.367 of Basement Covered With Falls Ceiling

Pre - Condition Building Survey for Construction of Underground Stations from Chandpole to Bari Chouper and reversal line



Photo 131

All Walls & Roof of Shop No.368 of Shop No.368, Ground Floor Covered With Racks & Material



Photo 132

Wall No. 1 of Part A of Shop No.369, Ground Floor Covered With material



Photo 133

Wall No. 2 of Part B of Shop No.369, Ground Floor Covered With material



Photo 134

Wall No. 2 of Part A of Shop No.369, Ground Floor Covered With material



Photo 135

Wall No. 1 of Shop No.370 of Ground Floor Covered With wooden Racks & Material



Photo 136

Wall No. 2 of Shop No.370 of Ground Floor Covered With wooden Racks & Material

Pre - Condition Building Survey for Construction of Underground Stations from Chandpole to Bari Chouper and reversal line



Photo 137

Wall No. 2, 4 & Backside of Shop No.370 of Ground Floor Covered With wooden Racks & Material



Photo 138

Roof & Backside of Shop No.370 of Ground Floor Covered With wooden Work



Photo 139

Wall No. 1 of Shop No.370A of Ground Floor Covered With Glass Work & Material



Photo 140

Wall No. 2 & 4 of Shop No.370A of Ground Floor Covered With Glass Work & Material



Photo 141

Roof of Shop No.370A of Ground Floor Covered With Wooden Work



Photo 142

Wall No. 1 of Part-A of Shop no. 371, Ground Floor Covered with Material

Pre - Condition Building Survey for Construction of Underground Stations from Chandpole to Bari Chouper and reversal line



Photo 143

Wall No. 4 of Part-A of Shop no. 371, Ground Floor Covered with Material



Photo 144

Wall No. 2 of Part-A of Shop no. 371, Ground Floor Covered with Material



Photo 145

Roof of Part-A of Shop no. 371, Ground Floor Covered with Wooden



Photo 146

All walls of Part-B of Shop no. 371, Ground Floor Covered with Wooden & Material



Photo 147

All walls of Part-C of Shop no. 371, Ground Floor Covered with Wooden & Material



Photo 148

All Walls of Shop No. 364A of Ground Floor Covered with Material

Pre - Condition Building Survey for Construction of Underground Stations from Chandpole to Bari Chouper and reversal line



Photo 149

All Walls of Shop No. 364A of Ground Floor Covered with Material



Photo 150

All Walls of Star Bangles of Ground Floor Covered with Material



Photo 151

All Walls of Star Bangles of Ground Floor Covered with Material

Pre - Condition Building Survey for Construction of Underground Stations from Chandpole to Bari Chouper and reversal line



Shop 1-3, FF, SF & TF
Tirpolia Bazar
Jaipur
Unique ID: CC BC DN 0005

Report Number: AIMIL/ESG/JMCEC/CC BC DN 0005/01, Rev. 00, Dated: January 2014

Building Owner
Contractor

Various Owners
CEC

Client
Sub-Contractor

JMRC Limited
AIMIL Limited

Pre - Condition Building Survey for Construction of Underground Stations from Chandpole to Bari Chouper and reversal line

Table of Contents

S.No.	Particulars	Page No.
1	Introduction	2
2	Survey Details	2
3	About the Structure	3
4	Building Ownership Details	3
5	Project Details	4
6	General Building Details	4
7	Summary of Cracks	5
8	Summary of Defects other than Cracks	
9	Summary of Areas that Could not be surveyed	
10	Defect Photographs	
11	Schematic Diagram of Building	

Introduction

The Jaipur Metro Rail is being constructed to provide the city of Jaipur with a modern and technologically advanced Transit System, to provide a safe and well connected means of transport that reduces traffic congestion. The project consists of two corridors with underground and elevated sections.

The construction of underground rail and road infrastructures in metropolitan and cosmopolitan cities are mostly through developed area under challenging soil conditions.

The alignment of structure is passing through densely inhabited areas, many structures are falling in the zone of influence of construction activities. It is required to carry out the pre-condition survey of those structures. The scope of work of this survey includes carrying out pre-condition survey of those structures.

Survey Details

S.No.	Head	Particulars	Signatures
1	Date of Survey	19/12/2013	
2	AIMIL Representative		
3	CEC Representative		
4	Structural Designer of CEC		
5	JMRC/DMRC Representative		

Pre - Condition Building Survey for Construction of Underground Stations from Chandpole to Bari Chouper and reversal line

About the Structure

The structure under consideration is a Multi Story Load Bearing Structure having 4 floors. The structure was constructed in year 1763 and is 250 years old.

There are 16 defects in the structure out of which 1 are cracks. Category wise distribution of cracks is given in the table below. Overall the Building can be categorised in Category II (Slight)

Category	Number of Cracks	% of Total Cracks
Negligible (< 0.1mm)	0	0%
Very Slight (0.1 to 1mm)	0	0%
Slight (1 to 5mm)	1	100%
Moderate (5 to 15mm)	0	0%
Severe (15 to 25mm)	0	0%
Very Severe (>25mm)	0	0%

The average width of cracks is 1mm and average length of cracks is 1m. The maximum crack width is 1mm and minimum width is 1mm.

Building Ownership Details			
Unique ID/Sub ID	Premises Name	Owner	Signatures
CC-BC/DL/0005-1	Chandra Treders		
CC-BC/DL/0005-2	Shyam Store		
CC-BC/DL/0005-3	Heena Tredars		
CC-BC/DL/0005-FF	Chandra Treaders Godown		
CC-BC/DL/0005-SF	Radha Gobind Enterprise		
CC-BC/DL/0005-TF			

Pre - Condition Building Survey for Construction of Underground Stations from Chandpole to Bari Chouper and reversal line

Project Details		
S. No.	Head	Particulars
1	Project	Jaipur Metro Rail Project
2	Section	Chandpole to Bari Chaupar
3	Client	JMRC Limited
4	Consultant	DMRC Limited
5	Contractor	CEC
6	Design Consultant of Contractor	Omikron Kappa - Indus Consultrans JV
7	Sub-Contractor	AIMIL Limited
8	Subject	Pre-Condition Survey Report

General Building Details (As informed verbally by Building Owner)		
S. No.	Head	Particulars
1	Building Name	Shop 1-3, FF, SF & TF
2	Building Address	Shop 1-3, FF, SF & TF Tirpolia Bazar Jaipur
3	Year of Construction	1763
4	Number of Floors	G+3
5	Number of Basements	None
6	Type of Building	Commercial
7	Approximate Height	12m
8	Approximate Area	Not Known
9	Age of Building	250 years
10	Type of Structure	Load Bearing Structure
11	Type of Foundation	Not Known
12	Number of Bore Wells	No
13	Depth and Diameter of Bore	N.A
14	Roadways	One Side
15	Presence of Equipment/Machines	None

Pre - Condition Building Survey for Construction of Underground Stations from Chandpole to Bari Chouper and reversal line

Summary of Cracks						
Defect ID	Location	Orientation	Appx. Width (mm)	Appx. Length (m)	Category	Photo No.
1	Wall No. 2 Part B of Shop Shyam Store Ground Floor	Inclined	1	1	Slight	11, 11A

Summary of Defects Other Than Crack			
Defect ID	Location	Description	Photo No.
2	Shade Shop Chandra Treaders Ground Floor	Dampness/Seepage	12
3	Shade Shop Chandra Treaders Ground Floor	Peeling of Plaster	13
4	Wall No. 2 Shop Chandra Treaders Ground Floor	Dampness/Seepage	14
5	Wall No. 2 Shop Chandra Treaders Ground Floor	Dampness/Seepage	15
6	Wall No. Floor Shop Chandra Treaders Ground Floor	Peeling of Plaster	16
7	Wall No. 4 Part A of Shop Shyam Store Ground Floor	Peeling of Plaster	17
8	Wall No. 3 Part A of Shop Shyam Store Ground Floor	Damaged Portion	18
9	Wall No. Shade Shop Shyam Store Ground Floor	Damaged Portion	19
10	Roof Shop Hind Treaders Ground Floor	Dampness/Seepage	20
11	Roof Shop Hind Treaders Ground Floor	Peeling of Plaster	21
12	Front Shade Shop Hind Treaders Ground Floor	Peeling of Plaster	22
13	Front Wall Shop Radha Gobind Enterprises Third Floor	Peeling of Plaster	23
14	Shop Radha Gobind Enterprises Terrace	Peeling of Plaster	24
15	Roof Staircase Second Floor To Third Floor Terrace	Peeling of Plaster	25
16	Wall No. 4 Staircase Second Floor To Third Floor Terrace	Peeling of Plaster	26

Summary of Areas that Could not be Surveyed			
Serial No.	Location	Description	Photo No.
1	All walls Shop Chandra Treaders Ground Floor	Covered With Material	27
2	All walls Part B of Shop Shyam Store Ground Floor	Covered With Material	28
3	All walls Part A of Shop Shyam Store Ground Floor	Covered With Material	29
4	All walls Shop Hind Treaders Ground Floor		30
5	All walls Shop Radha Gobind Enterprises Ground Floor	Covered With Material	31
6	All walls Shop Radha Gobind Enterprises Ground Floor	Covered With Material	32
7	All walls Shop Radha Gobind Enterprises Third Floor	Covered With Material	33
8	Shop No.2 Second Floor	Locked	34
9	Shop No.3 Second Floor	Locked	35
10	All walls Shop No.3 First Floor	Covered With Material	36
11	All walls Shop No.4 First Floor	Covered With Material	37
12	All walls Shop No.5 First Floor	Covered With Material	38
13	Shop No.6 First Floor	Locked	39
14	Store First Floor	Locked	40

Pre - Condition Building Survey for Construction of Underground Stations from Chandpole to Bari Chouper and reversal line



Photo 1
View of Shop



Photo 2
View of Shop Chandra Traders, Ground Floor



Photo 3
View of Chandra Traders Godown No.1, Ground Floor



Photo 4
View of Chandra Traders Godown No.2, Ground Floor



Photo 5
View of Godown No.1 & 2, Ground Floor



Photo 6
View of Shop Shyam Store, Ground Floor

Pre - Condition Building Survey for Construction of Underground Stations from Chandpole to Bari Chouper and reversal line



Photo 7
View of Shop Hind Traders, Ground Floor



Photo 8
View of Radha Gobind Enterprises, Ground Floor



Photo 9
View of Shop, Third Floor



Photo 10
View of Terrace, Terrace




Photo 11
Inclined Crack on Wall No. 2 of Part B of Shop Shyam Store, Ground Floor Approx. Width = 1mm, Approx. Length = 1m. Distance from Wall No.4 = 1.5m, Height from Floor = 0.7m.



Photo 11A
Inclined Crack on Wall No. 2 of Part B of Shop Shyam Store, Ground Floor Approx. Width = 1mm, Approx. Length = 1m. Distance from Wall No.4 = 1.5m, Height from Floor = 0.7m.

Pre - Condition Building Survey for Construction of Underground Stations from Chandpole to Bari Chouper and reversal line



Photo 12

Dampness/Seepage on Shade of Shop Chandra Treaders of Ground Floor



Photo 13

Peeling of Plaster on shade of Shop Chandra Treaders of Ground Floor



Photo 14

Dampness/Seepage on Wall No. 2 of Shop Chandra Treaders of Ground Floor



Photo 15

Dampness/Seepage on Wall No. 2 of Shop Chandra Treaders of Ground Floor



Photo 16

Peeling of Plaster on Floor of Shop Chandra Treaders of Ground Floor



Photo 17

Peeling of Plaster on Wall No. 4 of Part A of Shop Shyam Store of Ground Floor

Pre - Condition Building Survey for Construction of Underground Stations from Chandpole to Bari Chouper and reversal line



Photo 18

Damaged Portion on Wall No. 3 of Part A of Shop Shyam Store of Ground Floor



Photo 19

Damaged Portion on Shade of Shop Shyam Store of Ground Floor



Photo 20

Dampness/Seepage on Roof of Shop Hind Treaders of Ground Floor




Photo 21

Peeling of Plaster on Roof of Shop Hind Treaders of Ground Floor



Photo 22

Peeling of Plaster on Front Shade of Shop Hind Treaders of Ground Floor



Photo 23

Peeling of Plaster on Front Wall of Shop Radha Gobind Enterprises of Third Floor

Pre - Condition Building Survey for Construction of Underground Stations from Chandpole to Bari Chouper and reversal line



Photo 24
Peeling of Plaster on Shop Radha Gobind Enterprises of Terrace



Photo 25
Peeling of Plaster on Roof of Staircase Second Floor To Third Floor of Terrace



Photo 26
Peeling of Plaster on Wall No. 4 of Staircase Second Floor To Third Floor of Terrace



Photo 27
All walls of Shop Chandra Treaders of Ground Floor Covered With Material



Photo 28
All walls of Part B of Shop Shyam Store of Ground Floor Covered With Material



Photo 29
All walls of Part A of Shop Shyam Store of Ground Floor Covered With Material

Pre - Condition Building Survey for Construction of Underground Stations from Chandpole to Bari Chouper and reversal line



Photo 30
All walls of Shop Hind Treaders of Ground Floor



Photo 31
All walls of Shop Radha Gobind Enterprises of Ground Floor Covered With Material



Photo 32
All walls of Shop Radha Gobind Enterprises of Ground Floor Covered With Material



Photo 33
All walls of Shop Radha Gobind Enterprises of Third Floor Covered With Material



Photo 34
Shop No.2 of Second Floor Locked



Photo 35
Shop No.3 of Second Floor Locked

Pre - Condition Building Survey for Construction of Underground Stations from Chandpole to Bari Chouper and reversal line



Photo 36

All walls of Shop No.3 of First Floor Covered With Material



Photo 37

All walls of Shop No.4 of First Floor Covered With Material



Photo 38

All walls of Shop No.5 of First Floor Covered With Material



Photo 39

Shop No.6 of First Floor Locked




Photo 40

Store of First Floor Locked

Pre - Condition Building Survey for Construction of Underground Stations from Chandpole to Bari Chouper and reversal line



Shop 1-3 & House No. 36
Tirpolia Bazar
Jaipur
Unique ID: CC BC DN 0006

Report Number: AIMIL/ESG/JMCEC/CC BC DN 0006/01, Rev. 00, Dated: January 2014

Building Owner
Contractor

Various Owners
CEC

Client
Sub-Contractor

JMRC Limited
AIMIL Limited

Pre - Condition Building Survey for Construction of Underground Stations from Chandpole to Bari Chouper and reversal line

Table of Contents

S.No.	Particulars	Page No.
1	Introduction	2
2	Survey Details	2
3	About the Structure	3
4	Building Ownership Details	3
5	Project Details	4
6	General Building Details	4
7	Summary of Cracks	5
8	Summary of Defects other than Cracks	
9	Summary of Areas that Could not be surveyed	
10	Defect Photographs	
11	Schematic Diagram of Building	

Introduction

The Jaipur Metro Rail is being constructed to provide the city of Jaipur with a modern and technologically advanced Transit System, to provide a safe and well connected means of transport that reduces traffic congestion. The project consists of two corridors with underground and elevated sections.

The construction of underground rail and road infrastructures in metropolitan and cosmopolitan cities are mostly through developed area under challenging soil conditions.

The alignment of structure is passing through densely inhabited areas, many structures are falling in the zone of influence of construction activities. It is required to carry out the pre-condition survey of those structures. The scope of work of this survey includes carrying out pre-condition survey of those structures.

Survey Details

S.No.	Head	Particulars	Signatures
1	Date of Survey	19/12/2013	
2	AIMIL Representative		
3	CEC Representative		
4	Structural Designer of CEC		
5	JMRC/DMRC Representative		

Pre - Condition Building Survey for Construction of Underground Stations from Chandpole to Bari Chouper and reversal line

About the Structure

The structure under consideration is a Multi Story Load Bearing Structure having 4 floors. The structure was constructed in year 1763 and is 250 years old.

There are 71 defects in the structure out of which 6 are cracks. Category wise distribution of cracks is given in the table below. Overall the Building can be categorised in Category II (Slight)

Category	Number of Cracks	% of Total Cracks
Negligible (< 0.1mm)	0	0%
Very Slight (0.1 to 1mm)	3	50%
Slight (1 to 5mm)	3	50%
Moderate (5 to 15mm)	0	0%
Severe (15 to 25mm)	0	0%
Very Severe (>25mm)	0	0%

The average width of cracks is 0.88mm and average length of cracks is 1.45m. The maximum crack width is 1.5mm and minimum width is 0.3mm.

Building Ownership Details			
Unique ID/Sub ID	Premises Name	Owner	Signatures
CC-BC/DL/0006-FF	H.No.36 Raja Ishwar Singh		
CC-BC/DL/0006-1	Jaya General Store		
CC-BC/DL/0006-2	Bhatia Treadera		
CC-BC/DL/0006-3			

Pre - Condition Building Survey for Construction of Underground Stations from Chandpole to Bari Chouper and reversal line

Project Details		
S. No.	Head	Particulars
1	Project	Jaipur Metro Rail Project
2	Section	Chandpole to Bari Chaupar
3	Client	JMRC Limited
4	Consultant	DMRC Limited
5	Contractor	CEC
6	Design Consultant of Contractor	Omikron Kappa - Indus Consultrans JV
7	Sub-Contractor	AIMIL Limited
8	Subject	Pre-Condition Survey Report

General Building Details (As informed verbally by Building Owner)		
S. No.	Head	Particulars
1	Building Name	Shop 1-3 & House No. 36
2	Building Address	Shop 1-3 & House No. 36 Tirpolia Bazar Jaipur
3	Year of Construction	1763
4	Number of Floors	G+3
5	Number of Basements	None
6	Type of Building	Commercial
7	Approximate Height	12m
8	Approximate Area	Not Known
9	Age of Building	250 years
10	Type of Structure	Load Bearing Structure
11	Type of Foundation	Not Known
12	Number of Bore Wells	No
13	Depth and Diameter of Bore	N.A
14	Roadways	One Side
15	Presence of Equipment/Machines	None

Pre - Condition Building Survey for Construction of Underground Stations from Chandpole to Bari Chouper and reversal line

Summary of Cracks						
Defect ID	Location	Orientation	Appx. Width (mm)	Appx. Length (m)	Category	Photo No.
1	Roof Room No. 2 First Floor	Horizontal	0.3	2.6	Very Slight	4
2	Wall No. 4 Open Varanda No.1 Second Floor	Inclined	1.5	1	Slight	5, 5A
3	Wall No. 4 Open Varanda No.1 Second Floor	Inclined	1.5	0.5	Slight	6, 6A
4	Wall No. 3 Open Varanda No.1 Second Floor	Inclined	1	1.1	Slight	7, 7A
5	Wall No. 4 Room No. 3 Second Floor	Horizontal	0.5	2	Very Slight	8
6	Wall No. 3 Open Varanda No.2 Second Floor	Inclined	0.5	1.5	Very Slight	9, 9A

Summary of Defects Other Than Crack			
Defect ID	Location	Description	Photo No.
7	Roof Shade Shop Bhatia Treaders Ground Floor	Dampness/Seepage	10
8	Roof Shop Bhatia Treaders Ground Floor	Dampness/Seepage	11
9	Floor Shop Bhatia Treaders Ground Floor	Peeling of Plaster	12
10	Front Side Roof Shop Jaya General Store Ground Floor	Damaged Portion	13
11	Roof Shop Jaya General Store Ground Floor	Peeling of Plaster	14
12	Roof Shop Jaya General Store Ground Floor	Peeling of Plaster	15
13	Wall No. 1 Shop Jaya General Store Ground Floor	Damaged Portion	16
14	Wall No. 2 Staircase Ground Floor To First Floor First Floor	Damaged Portion	17
15	Wall No. 2 Staircase Ground Floor To First Floor First Floor	Damaged Portion	18
16	Wall No. 2 Staircase Ground Floor To First Floor First Floor	Damaged Portion	19
17	Wall No. 2 Staircase Ground Floor To First Floor First Floor	Damaged Portion	20
18	Wall No. 1 Passage First Floor	Damaged Portion	21
19	Wall No. 1 Passage First Floor	Damaged Portion	22
20	Wall No. 2 Passage First Floor	Damaged Portion	23
21	Wall No. 2 Passage First Floor	Damaged Portion	24
22	Roof Passage First Floor	Damaged Portion	25
23	Wall No. 2 Toilet No. 1 First Floor	Damaged Portion	26
24	Roof Toilet No. 1 First Floor	Damaged Portion	27
25	Roof Varanda First Floor	Damaged Portion	28
26	Wall No. 3 & Roof Varanda First Floor	Damaged Portion	29
27	Wall No. 4 & Roof Room No. 1 First Floor	Dampness/Seepage	30
28	Wall No. 2, 4 & Roof Toilet No. Toilet & Washroom First Floor	Dampness/Seepage	31
29	Roof Kitchen First Floor	Dampness/Seepage	32
30	Wall No. 4 Kitchen First Floor	Peeling of Plaster	33
31	Wall No. 1 & Roof Bilding Udey Singh Ji Ki Haveli First Floor	Peeling of Plaster	34
32	Wall No. 2 Staircase First Floor To Second Floor First Floor	Peeling of Plaster	35
33	Wall No. 2 Staircase First Floor To Second Floor First Floor	Peeling of Plaster	36
34	Roof Bilding Udey Singh Ji Ki Haveli First Floor	Peeling of Plaster	37
35	Roof Kitchen Second Floor	Damaged Portion	38

36	Roof Kitchen Second Floor	Damaged Portion	39
37	Wall No. 4 Bilding Udey Singh Ji Ki Haveli Second Floor	Peeling of Plaster	40
38	Wall No. 1 Bilding Udey Singh Ji Ki Haveli Second Floor	Dampness/Seepage	41
39	Wall No. 4 Toilet & Washroom Second Floor	Peeling of Plaster	42
40	Wall No. 2 Toilet & Washroom Second Floor	Peeling of Plaster	43
41	Roof Room No. 1 Second Floor	Peeling of Plaster	44
42	Wall No. 4 Room No. 1 Second Floor	Peeling of Plaster	45
43	Roof Room No. 2 Second Floor	Dampness/Seepage	46
44	Wall No. 1 Store Second Floor	Peeling of Plaster	47
45	Wall No. 2 Open Varanda No.1 Second Floor	Peeling of Plaster	48
46	Wall No. 1 & 3 Open Varanda No.1 Second Floor	Dampness/Seepage	49
47	Wall No. 1 & 3 Open Varanda No.1 Second Floor	Peeling of Plaster	50
48	Wall No. 4 Open Varanda No.1 Second Floor	Plaster Crack	51
49	Wall No. 1 Open Varanda No.1 Second Floor	Peeling of Plaster	52
50	Sun Shade Open Varanda No.1 Second Floor	Damaged Portion	53
51	Sun Shade Open Varanda No.1 Second Floor	Damaged Portion	54
52	Sun Shade Open Varanda No.1 Second Floor	Damaged Portion	55
53	Sun Shade Open Varanda No.1 Second Floor	Damaged Portion	56
54	Sun Shade Open Varanda No.1 Second Floor	Damaged Portion	57
55	Wall No. 1, 2, 3 & Roof Bathroom No. Second Floor	Dampness/Seepage	58
56	Wall No. 1 Room No. 3 Second Floor	Peeling of Plaster	59
57	Roof Room No. 4 Second Floor	Peeling of Plaster	60
58	Wall No. 4 Room No. 4 Second Floor	Peeling of Plaster	61
59	Wall No. 2 & 4 Room No. 4 Second Floor	Plaster Crack	62
60	Wall No. 2 Open Varanda No.2 Second Floor	Plaster Crack	63
61	Sun Shade Open Varanda No.2 Second Floor	Damaged Portion	64
62	Sun Shade Open Varanda No.2 Second Floor	Damaged Portion	65
63	Sun Shade Open Varanda No.2 Second Floor	Damaged Portion	66
64	Floor Open Varanda No.2 Second Floor	Plaster Crack	67
65	Open Varanda No.1 Second Floor	Plaster Crack	68
66	Perapet wall Balcony First Floor	Damaged Portion	69
67	Wall No. 1 & Outside Open Varanda No.1 First Floor	Peeling of Plaster	70
68	Outside Open Varanda No.1 First Floor	Damaged Portion	71
69	Outside Open Varanda No.1 Second Floor	Damaged Portion	72
70	Sun Shade Bilding Udey Singh Ji Ki Haveli Second Floor	Damaged Portion	73
71	Outside Bilding Udey Singh Ji Ki Haveli Second Floor	Damaged Portion	74

Summary of Areas that Could not be Surveyed			
Serial No.	Location	Description	Photo No.
1	All walls Shop Bhatia Treaders Ground Floor	Covered With Material	75
2	All walls Shop Jaya General Store Ground Floor	Covered With Material	76
3	Shop First Floor	Locked	77
4	All Walls Room No. 2 First Floor	Covered With Material	78

Pre - Condition Building Survey for Construction of Underground Stations from Chandpole to Bari Chouper and reversal line



Photo 1
View of Building Uday Singh ki Haveli



Photo 2
View of Shop Bhatia Treaders, Ground Floor



Photo 3
View of Shop Jaya General Store, Ground Floor



Photo 4
Horizontal Crack on Roof of Room No. 2, First Floor
Approx. Width = 0.3mm, Approx. Length = 2.6m.
Distance from Wall N0.1 = 0.1m, Height from Floor = 2.3m.



Photo 5
Inclined Crack on Wall No. 4 of Open Varanda No.1, Second Floor
Approx. Width = 1.5mm, Approx. Length = 1m.
Distance from Wall No.2 = 0.9m, Height from Floor = 0m.



Photo 5A
Inclined Crack on Wall No. 4 of Open Varanda No.1, Second Floor
Approx. Width = 1.5mm, Approx. Length = 1m.
Distance from Wall No.2 = 0.9m, Height from Floor = 0m.

Pre - Condition Building Survey for Construction of Underground Stations from Chandpole to Bari Chouper and reversal line



Photo 6

Inclined Crack on Wall No. 4 of Open Varanda No.1, Second Floor
Approx. Width = 1.5mm, Approx. Length = 0.5m.
Distance from Wall No.2 = 0.1m, Height from Floor = 0m.



Photo 6A

Inclined Crack on Wall No. 4 of Open Varanda No.1, Second Floor
Approx. Width = 1.5mm, Approx. Length = 0.5m.
Distance from Wall No.2 = 0.1m, Height from Floor = 0m.



Photo 7

Inclined Crack on Wall No. 3 of Open Varanda No.1, Second Floor
Approx. Width = 1mm, Approx. Length = 1.1m.
Distance from Wall No.2 = 0.9m, Height from Floor = 0m.



Photo 7A

Inclined Crack on Wall No. 3 of Open Varanda No.1, Second Floor
Approx. Width = 1mm, Approx. Length = 1.1m.
Distance from Wall No.2 = 0.9m, Height from Floor = 0m.



Photo 8

Horizontal Crack on Wall No. 4 of Room No. 3, Second Floor
Approx. Width = 0.5mm, Approx. Length = 2m.
Distance from Wall No.1 = 3m, Height from Floor = 2.4m.



Photo 9

Inclined Crack on Wall No. 3 of Open Varanda No.2, Second Floor
Approx. Width = 0.5mm, Approx. Length = 1.5m.
Distance from Wall No.1 = 0m, Height from Floor = 1m.

Pre - Condition Building Survey for Construction of Underground Stations from Chandpole to Bari Chouper and reversal line



Photo 9A

Inclined Crack on Wall No. 3 of Open Varanda No.2, Second Floor
Approx. Width = 0.5mm, Approx. Length = 1.5m.
Distance from Wall No.1 = 0m, Height from Floor = 1m.



Photo 10

Dampness/Seepage on Roof Shade of Shop Bhatia Treaders of Ground Floor



Photo 11

Dampness/Seepage on Roof of Shop Bhatia Treaders of Ground Floor



Photo 12

Peeling of Plaster on Floor of Shop Bhatia Treaders of Ground Floor



Photo 13

Damaged Portion on Front Side Roof of Shop Jaya General Store of Ground Floor



Photo 14

Peeling of Plaster on Roof of Shop Jaya General Store of Ground Floor

Pre - Condition Building Survey for Construction of Underground Stations from Chandpole to Bari Chouper and reversal line



Photo 15

Peeling of Plaster on Roof of Shop Jaya General Store of Ground Floor



Photo 16

Damaged Portion on Wall No. 1 of Shop Jaya General Store of Ground Floor



Photo 17

Damaged Portion on Wall No. 2 of Staircase Ground Floor To First Floor



Photo 18

Damaged Portion on Wall No. 2 of Staircase Ground Floor To First Floor



Photo 19

Damaged Portion on Wall No. 2 of Staircase Ground Floor To First Floor



Photo 20

Damaged Portion on Wall No. 2 of Staircase Ground Floor To First Floor

Pre - Condition Building Survey for Construction of Underground Stations from Chandpole to Bari Chouper and reversal line



Photo 21
Damaged Portion on Wall No. 1 of Passage of First Floor



Photo 22
Damaged Portion on Wall No. 1 of Passage of First Floor



Photo 23
Damaged Portion on Wall No. 2 of Passage of First Floor



Photo 24
Damaged Portion on Wall No. 2 of Passage of First Floor




Photo 25
Damaged Portion on Roof of Passage of First Floor



Photo 26
Damaged Portion on Wall No. 2 of Toilet No. 1 of First Floor

Pre - Condition Building Survey for Construction of Underground Stations from Chandpole to Bari Chouper and reversal line



Photo 27
Damaged Portion on Roof of Toilet No. 1 of First Floor



Photo 28
Damaged Portion on Roof of Varanda of First Floor



Photo 29
Damaged Portion on Wall No. 3 & Roof of Varanda of First Floor



Photo 30
Dampness/Seepage on Wall No. 4 & Roof of Room No. 1 of First Floor



Photo 31
Dampness/Seepage on Wall No. 2, 4 & Roof of Toilet No. Toilet & Washroom of First Floor



Photo 32
Dampness/Seepage on Roof of Kitchen of First Floor

Pre - Condition Building Survey for Construction of Underground Stations from Chandpole to Bari Chouper and reversal line



Photo 33
Peeling of Plaster on Wall No. 4 of Kitchen of First Floor



Photo 34
Peeling of Plaster on Wall No. 1 & Roof of Bilding Udey Singh Ji Ki Haveli of First Floor




Photo 35
Peeling of Plaster on Wall No. 2 of Staircase First Floor To Second Floor of First Floor



Photo 36
Peeling of Plaster on Wall No. 2 of Staircase First Floor To Second Floor of First Floor



Photo 37
Peeling of Plaster on Roof of Bilding Udey Singh Ji Ki Haveli of First Floor



Photo 38
Damaged Portion on Roof of Kitchen of Second Floor

Pre - Condition Building Survey for Construction of Underground Stations from Chandpole to Bari Chouper and reversal line



Photo 39
Damaged Portion on Roof of Kitchen of Second Floor



Photo 40
Peeling of Plaster on Wall No. 4 of Bilding Uday Singh Ji Ki Haveli of Second Floor



Photo 41
Dampness/Seepage on Wall No. 1 of Bilding Uday Singh Ji Ki Haveli of Second Floor



Photo 42
Peeling of Plaster on Wall No. 4 of Toilet & Washroom of Second Floor



Photo 43
Peeling of Plaster on Wall No. 2 of Toilet & Washroom of Second Floor



Photo 44
Peeling of Plaster on Roof of Room No. 1 of Second Floor

Pre - Condition Building Survey for Construction of Underground Stations from Chandpole to Bari Chouper and reversal line



Photo 45

Peeling of Plaster on Wall No. 4 of Room No. 1 of Second Floor



Photo 46

Dampness/Seepage on Roof of Room No. 2 of Second Floor



Photo 47

Peeling of Plaster on Wall No. 1 of Store of Second Floor



Photo 48

Peeling of Plaster on Wall No. 2 of Open Varanda No.1 of Second Floor



Photo 49

Dampness/Seepage on Wall No. 1 & 3 of Open Varanda No.1 of Second Floor



Photo 50

Peeling of Plaster on Wall No. 1 & 3 of Open Varanda No.1 of Second Floor

Pre - Condition Building Survey for Construction of Underground Stations from Chandpole to Bari Chouper and reversal line



Photo 51

Plaster Crack on Wall No. 4 of Open Varanda No.1 of Second Floor



Photo 52

Peeling of Plaster on Wall No. 1 of Open Varanda No.1 of Second Floor



Photo 53

Damaged Portion on Sun Shade of Open Varanda No.1 of Second Floor



Photo 54

Damaged Portion on Sun Shade of Open Varanda No.1 of Second Floor



Photo 55

Damaged Portion on Sun Shade of Open Varanda No.1 of Second Floor



Photo 56

Damaged Portion on Sun Shade of Open Varanda No.1 of Second Floor

Pre - Condition Building Survey for Construction of Underground Stations from Chandpole to Bari Chouper and reversal line



Photo 57

Damaged Portion on Sun Shade of Open Varanda No.1 of Second Floor



Photo 58

Dampness/Seepage on Wall No. 1, 2, 3 & Roof of Bathroom No. of Second Floor



Photo 59

Peeling of Plaster on Wall No. 1 of Room No. 3 of Second Floor




Photo 60

Peeling of Plaster on Roof of Room No. 4 of Second Floor



Photo 61

Peeling of Plaster on Wall No. 4 of Room No. 4 of Second Floor



Photo 62

Plaster Crack on Wall No. 2 & 4 of Room No. 4 of Second Floor

Pre - Condition Building Survey for Construction of Underground Stations from Chandpole to Bari Chouper and reversal line



Photo 63

Plaster Crack on Wall No. 2 of Open Varanda No.2 of Second Floor



Photo 64

Damaged Portion on Sun Shade of Open Varanda No.2 of Second Floor



Photo 65

Damaged Portion on Sun Shade of Open Varanda No.2 of Second Floor



Photo 66

Damaged Portion on Sun Shade of Open Varanda No.2 of Second Floor



Photo 67

Plaster Crack on Floor of Open Varanda No.2 of Second Floor



Photo 68

Plaster Crack on Open Varanda No.1 of Second Floor

Pre - Condition Building Survey for Construction of Underground Stations from Chandpole to Bari Chouper and reversal line



Photo 69

Damaged Portion on Perapet wall of Balcony of First Floor



Photo 70

Peeling of Plaster on Wall No. 1 & Outside of Open Varanda No.1 of First Floor



Photo 71

Damaged Portion on Outside of Open Varanda No.1 of First Floor



Photo 72

Damaged Portion on Outside of Open Varanda No.1 of Second Floor



Photo 73

Damaged Portion on Sun Shade of Blding Udey Singh Ji Ki Haveli of Second Floor



Photo 74

Damaged Portion on Outside of Blding Udey Singh Ji Ki Haveli of Second Floor

Pre - Condition Building Survey for Construction of Underground Stations from Chandpole to Bari Chouper and reversal line




Photo 75

All walls of Shop Bhatia Treaders of Ground Floor Covered With Material



Photo 76

All walls of Shop Jaya General Store of Ground Floor Covered With Material



Photo 77

Shop of First Floor Locked



Photo 78

All Walls of Room No. 2 of First Floor Covered With Material

Pre - Condition Building Survey for Construction of Underground Stations from Chandpole to Bari Chouper and reversal line



Shop 1-3
Tirpolia Bazar
Jaipur
Unique ID: CC BC DN 0007

Report Number: AIMIL/ESG/JMCEC/CC BC DN 0007/01, Rev. 00, Dated: January 2014

Building Owner
Contractor

Various Owners
CEC

Client
Sub-Contractor

JMRC Limited
AIMIL Limited

Pre - Condition Building Survey for Construction of Underground Stations from Chandpole to Bari Chouper and reversal line

Table of Contents

S.No.	Particulars	Page No.
1	Introduction	2
2	Survey Details	2
3	About the Structure	3
4	Building Ownership Details	3
5	Project Details	4
6	General Building Details	4
7	Summary of Cracks	5
8	Summary of Defects other than Cracks	
9	Summary of Areas that Could not be surveyed	
10	Defect Photographs	
11	Schematic Diagram of Building	

Introduction

The Jaipur Metro Rail is being constructed to provide the city of Jaipur with a modern and technologically advanced Transit System, to provide a safe and well connected means of transport that reduces traffic congestion. The project consists of two corridors with underground and elevated sections.

The construction of underground rail and road infrastructures in metropolitan and cosmopolitan cities are mostly through developed area under challenging soil conditions.

The alignment of structure is passing through densely inhabited areas, many structures are falling in the zone of influence of construction activities. It is required to carry out the pre-condition survey of those structures. The scope of work of this survey includes carrying out pre-condition survey of those structures.

Survey Details

S.No.	Head	Particulars	Signatures
1	Date of Survey	19/12/2013	
2	AIMIL Representative		
3	CEC Representative		
4	Structural Designer of CEC		
5	JMRC/DMRC Representative		

Pre - Condition Building Survey for Construction of Underground Stations from Chandpole to Bari Chouper and reversal line

About the Structure

The structure under consideration is a Single Story Load Bearing Structure . The structure was constructed in year 1763 and is 250 years old.

There are 11 defects in the structure out of which 0 are cracks. Category wise distribution of cracks is given in the table below. Overall the Building can be categorised in Category 0 (Negligible)

Category	Number of Cracks	% of Total Cracks
Negligible (< 0.1mm)	0	0%
Very Slight (0.1 to 1mm)	0	0%
Slight (1 to 5mm)	0	0%
Moderate (5 to 15mm)	0	0%
Severe (15 to 25mm)	0	0%
Very Severe (>25mm)	0	0%

Building Ownership Details			
Unique ID/Sub ID	Premises Name	Owner	Signatures
CC-BC/DL/0007-1	Mahaluxmi Trading Company		
CC-BC/DL/0007-2	GoyaTreadersl		
CC-BC/DL/0007-3			

Pre - Condition Building Survey for Construction of Underground Stations from Chandpole to Bari Chouper and reversal line

Project Details		
S. No.	Head	Particulars
1	Project	Jaipur Metro Rail Project
2	Section	Chandpole to Bari Chaupar
3	Client	JMRC Limited
4	Consultant	DMRC Limited
5	Contractor	CEC
6	Design Consultant of Contractor	Omikron Kappa - Indus Consultrans JV
7	Sub-Contractor	AIMIL Limited
8	Subject	Pre-Condition Survey Report

General Building Details (As informed verbally by Building Owner)		
S. No.	Head	Particulars
1	Building Name	Shop 1-3
2	Building Address	Shop 1-3 Tirpolia Bazar Jaipur
3	Year of Construction	1763
4	Number of Floors	G
5	Number of Basements	None
6	Type of Building	Commercial
7	Approximate Height	3m
8	Approximate Area	Not Known
9	Age of Building	250 years
10	Type of Structure	Load Bearing Structure
11	Type of Foundation	Not Known
12	Number of Bore Wells	No
13	Depth and Diameter of Bore	N.A
14	Roadways	One Side
15	Presence of Equipment/Machines	None

Pre - Condition Building Survey for Construction of Underground Stations from Chandpole to Bari Chouper and reversal line

Summary of Cracks						
Defect ID	Location	Orientation	Appx. Width (mm)	Appx. Length (m)	Category	Photo No.

Summary of Defects Other Than Crack			
Defect ID	Location	Description	Photo No.
1	Wall No. 3 Part A of Shop Lal Chand Jaya Chand Ground Floor	Peeling of Plaster	5
2	Wall No. 3 Part A of Shop Lal Chand Jaya Chand Ground Floor	Dampness/Seepage	6
3	Roof Part A of Shop Lal Chand Jaya Chand Ground Floor	Damaged Portion	7
4	Wall No. 4 Part A of Shop Lal Chand Jaya Chand Ground Floor	Peeling of Plaster	8
5	Roof Shop Lal Chand Jaya Chand Ground Floor	Peeling of Plaster	9
6	Outer Wall shade Shop Lal Chand Jaya Chand Ground Floor	Damaged Portion	10
7	Outer Wall shade Roof Shop Lal Chand Jaya Chand Ground Floor	Damaged Portion	11
8	Sidewall Shop Lal Chand Jaya Chand Ground Floor	Damaged Portion	12
9	Wall No. 2 Shop Mahaluxmi Ground Floor	Dampness/Seepage	13
10	Roof Shop Mahaluxmi Ground Floor	Dampness/Seepage	14
11	Wall No. 1 Shop Mahaluxmi Ground Floor	Dampness/Seepage	15

Summary of Areas that Could not be Surveyed			
Serial No.	Location	Description	Photo No.
1	Wall No. 1 & 2 Part A of Shop Lal Chand Jaya Chand	Covered With Material	16
2	All walls Part B of Shop Lal Chand Jaya Chand	Covered With Material	17
3	All walls Shop Mahaluxmi Ground Floor	Covered With Material	18
4	All walls Shop Goyal Treaders Ground Floor	Covered With Material	19

Pre - Condition Building Survey for Construction of Underground Stations from Chandpole to Bari Chouper and reversal line



Photo 1



Photo 2

View of Shop Lal Chand Jaya Chand, Ground Floor



Photo 3

View of Shop Mahalaxmi, Ground Floor



Photo 4

View of Shop Goyal Traders, Ground Floor



Photo 5

Peeling of Plaster on Wall No. 3 of Part A of Shop Lal Chand Jaya Chand of Ground Floor



Photo 6

Dampness/Seepage on Wall No. 3 of Part A of Shop Lal Chand Jaya Chand of Ground Floor

Pre - Condition Building Survey for Construction of Underground Stations from Chandpole to Badi Chouper and reversal line



Photo 7

Damaged Portion on Roof of Part A of Shop Lal Chand Jaya Chand of Ground Floor



Photo 8

Peeling of Plaster on Wall No. 4 of Part A of Shop Lal Chand Jaya Chand of Ground Floor



Photo 9

Peeling of Plaster on Roof of Shop Lal Chand Jaya Chand of Ground Floor



Photo 10

Damaged Portion on Outer Wall shade of Shop Lal Chand Jaya Chand of Ground Floor



Photo 11

Damaged Portion on Outer Wall shade Roof of Shop Lal Chand Jaya Chand of Ground Floor



Photo 12

Damaged Portion on Sidewall of Shop Lal Chand Jaya Chand of Ground Floor

Pre - Condition Building Survey for Construction of Underground Stations from Chandpole to Badi Chouper and reversal line



Photo 13

Dampness/Seepage on Wall No. 2 of Shop Mahaluxmi of Ground Floor



Photo 14

Dampness/Seepage on Roof of Shop Mahaluxmi of Ground Floor



Photo 15

Dampness/Seepage on Wall No. 1 of Shop Mahaluxmi of Ground Floor



Photo 16

Wall No. 1 & 2 of Part A of Shop Lal Chand Jaya Chand of Covered With Material



Photo 17

All walls of Part B of Shop Lal Chand Jaya Chand of Covered With Material



Photo 18

All walls of Shop Mahalaxmi of Ground Floor Covered With Material

Pre - Condition Building Survey for Construction of Underground Stations from Chandpole to Badi Chouper and reversal line



Photo 19

All walls of Shop Goyal Traders of Ground Floor Covered With Material

Pre - Condition Building Survey for Construction of Underground Stations from Chandpole to Bari Chouper and reversal line



Shop No. 362-363
Tripoli Bazar
Jaipur
Unique ID: CC BC DN 0008

Report Number: AIMIL/ESG/JMCEC/CC BC DN 0008/01, Rev. 00, Dated: January 2014

Building Owner
Contractor

Various Owners
CEC

Client
Sub-Contractor

JMRC Limited
AIMIL Limited

Pre - Condition Building Survey for Construction of Underground Stations from Chandpole to Bari Chouper and reversal line

Table of Contents

S.No.	Particulars	Page No.
1	Introduction	2
2	Survey Details	2
3	About the Structure	3
4	Building Ownership Details	3
5	Project Details	4
6	General Building Details	4
7	Summary of Cracks	5
8	Summary of Defects other than Cracks	
9	Summary of Areas that Could not be surveyed	
10	Defect Photographs	
11	Schematic Diagram of Building	

Introduction

The Jaipur Metro Rail is being constructed to provide the city of Jaipur with a modern and technologically advanced Transit System, to provide a safe and well connected means of transport that reduces traffic congestion. The project consists of two corridors with underground and elevated sections.

The construction of underground rail and road infrastructures in metropolitan and cosmopolitan cities are mostly through developed area under challenging soil conditions.

The alignment of structure is passing through densely inhabited areas, many structures are falling in the zone of influence of construction activities. It is required to carry out the pre-condition survey of those structures. The scope of work of this survey includes carrying out pre-condition survey of those structures.

Survey Details

S.No.	Head	Particulars	Signatures
1	Date of Survey	10/12/2012	
2	AIMIL Representative		
3	CEC Representative		
4	Structural Designer of CEC		
5	JMRC/DMRC Representative		

Pre - Condition Building Survey for Construction of Underground Stations from Chandpole to Bari Chouper and reversal line

About the Structure

The structure under consideration is a Single Story Load Bearing Structure . The structure was constructed in year 1913 and is 100 years old.

There are 3 defects in the structure out of which 0 are cracks. Category wise distribution of cracks is given in the table below. Overall the Building can be categorised in Category 0 (Negligible)

Category	Number of Cracks	% of Total Cracks
Negligible (< 0.1mm)	0	0%
Very Slight (0.1 to 1mm)	0	0%
Slight (1 to 5mm)	0	0%
Moderate (5 to 15mm)	0	0%
Severe (15 to 25mm)	0	0%
Very Severe (>25mm)	0	0%

Building Ownership Details			
Unique ID/Sub ID	Premises Name	Owner	Signatures
CC-BC/DL/0008-363	Chunni Lal Kalyan Baksh		
CC-BC/DL/0008-362	Jagram ganga Sahay		

Pre - Condition Building Survey for Construction of Underground Stations from Chandpole to Bari Chouper and reversal line

Project Details		
S. No.	Head	Particulars
1	Project	Jaipur Metro Rail Project
2	Section	Chandpole to Bari Chaupar
3	Client	JMRC Limited
4	Consultant	DMRC Limited
5	Contractor	CEC
6	Design Consultant of Contractor	Omikron Kappa - Indus Consultrans JV
7	Sub-Contractor	AIMIL Limited
8	Subject	Pre-Condition Survey Report

General Building Details (As informed verbally by Building Owner)		
S. No.	Head	Particulars
1	Building Name	Shop No. 362-363
2	Building Address	Tripola Bazar Jaipur
3	Year of Construction	1913
4	Number of Floors	G
5	Number of Basements	None
6	Type of Building	Commercial
7	Approximate Height	3m
8	Approximate Area	Not Known
9	Age of Building	100 years
10	Type of Structure	Load Bearing Structure
11	Type of Foundation	Not Known
12	Number of Bore Wells	None
13	Depth and Diameter of Bore	N.A.
14	Roadways	One Side
15	Presence of Equipment/Machines	None

Pre - Condition Building Survey for Construction of Underground Stations from Chandpole to Bari Chouper and reversal line

Summary of Cracks						
Defect ID	Location	Orientation	Appx. Width (mm)	Appx. Length (m)	Category	Photo No.

Summary of Defects Other Than Crack			
Defect ID	Location	Description	Photo No.
1	Roof Varanda of Shop no.363 Ground Floor	Dampness/Seepage	3
2	Roof Shop No.362 Ground Floor	Peeling of Plaster	4
3	Roof Shop No.362 Ground Floor	Peeling of Plaster	5

Summary of Areas that Could not be Surveyed			
Serial No.	Location	Description	Photo No.
1	Wall No. 1 Shop no.363 Ground Floor	Covered With material	6
2	Wall No. 2 Shop no.363 Ground Floor	Covered With material	7
3	Wall No. 4 Shop no.363 Ground Floor	Covered With material	8
4	Wall No. 1 Shop No.362 Ground Floor	Covered With material	9
5	Wall No. 2 & 4 Shop No.362 Ground Floor	Covered With material	10

Pre - Condition Building Survey for Construction of Underground Stations from Chandpole to Bari Chouper and reversal line



Photo 1
View of Shop No.363



Photo 2
View of Shop no.362, Ground Floor



Photo 3
Dampness/Seepage on Roof of Varanda of Shop no.363 of Ground Floor



Photo 4
Peeling of Plaster on Roof of Shop No.362 of Ground Floor



Photo 5
Peeling of Plaster on Roof of Shop No.362 of Ground Floor



Photo 6
Wall No. 1 of Shop no.363 of Ground Floor Covered With material

Pre - Condition Building Survey for Construction of Underground Stations from Chandpole to Bari Chouper and reversal line



Photo 7

Wall No. 2 of Shop no.363 of Ground Floor Covered With material



Photo 8

Wall No. 4 of Shop no.363 of Ground Floor Covered With material



Photo 9

Wall No. 1 of Shop No.362 of Ground Floor Covered With material



Photo 10

Wall No. 2 & 4 of Shop No.362 of Ground Floor Covered With material

Pre - Condition Building Survey for Construction of Underground Stations from Chandpole to Bari Chouper and reversal line



Shop No.359-361
Tripola Bazar
Jaipur
Unique ID: CC BC DN 0009

Report Number: AIMIL/ESG/JMCEC/CC BC DN 0009/01, Rev. 00, Dated: January 2014

Building Owner
Contractor

Various Owners
CEC

Client
Sub-Contractor

JMRC Limited
AIMIL Limited

Pre - Condition Building Survey for Construction of Underground Stations from Chandpole to Bari Chouper and reversal line

Table of Contents

S.No.	Particulars	Page No.
1	Introduction	2
2	Survey Details	2
3	About the Structure	3
4	Building Ownership Details	3
5	Project Details	4
6	General Building Details	4
7	Summary of Cracks	5
8	Summary of Defects other than Cracks	
9	Summary of Areas that Could not be surveyed	
10	Defect Photographs	
11	Schematic Diagram of Building	

Introduction

The Jaipur Metro Rail is being constructed to provide the city of Jaipur with a modern and technologically advanced Transit System, to provide a safe and well connected means of transport that reduces traffic congestion. The project consists of two corridors with underground and elevated sections.

The construction of underground rail and road infrastructures in metropolitan and cosmopolitan cities are mostly through developed area under challenging soil conditions.

The alignment of structure is passing through densely inhabited areas, many structures are falling in the zone of influence of construction activities. It is required to carry out the pre-condition survey of those structures. The scope of work of this survey includes carrying out pre-condition survey of those structures.

Survey Details

S.No.	Head	Particulars	Signatures
1	Date of Survey	10/12/2012	
2	AIMIL Representative		
3	CEC Representative		
4	Structural Designer of CEC		
5	JMRC/DMRC Representative		

Pre - Condition Building Survey for Construction of Underground Stations from Chandpole to Bari Chouper and reversal line

About the Structure

The structure under consideration is a Single Story Load Bearing Structure . The structure was constructed in year 1913 and is 100 years old.

There are 8 defects in the structure out of which 2 are cracks. Category wise distribution of cracks is given in the table below. Overall the Building can be categorised in Category I (Very Slight)

Category	Number of Cracks	% of Total Cracks
Negligible (< 0.1mm)	0	0%
Very Slight (0.1 to 1mm)	2	100%
Slight (1 to 5mm)	0	0%
Moderate (5 to 15mm)	0	0%
Severe (15 to 25mm)	0	0%
Very Severe (>25mm)	0	0%

The average width of cracks is 0.65mm and average length of cracks is 2.5m. The maximum crack width is 0.8mm and minimum width is 0.5mm.

Building Ownership Details			
Unique ID/Sub ID	Premises Name	Owner	Signatures
CC-BC/DL/0009-361 B	Shanti Ram Jai Gopal		
CC-BC/DL/0009-361 A	Shanti Ram Jai Gopal		
CC-BC/DL/0009-360 A	Ram Sharan Avtaar Sharma		
CC-BC/DL/0009-360 B	Rakesh Kumar Bhvnash Kumar		
CC-BC/DL/0009-359	Damoder Das Ram Saran Das		

Pre - Condition Building Survey for Construction of Underground Stations from Chandpole to Bari Chouper and reversal line

Project Details		
S. No.	Head	Particulars
1	Project	Jaipur Metro Rail Project
2	Section	Chandpole to Bari Chaupar
3	Client	JMRC Limited
4	Consultant	DMRC Limited
5	Contractor	CEC
6	Design Consultant of Contractor	Omikron Kappa - Indus Consultrans JV
7	Sub-Contractor	AIMIL Limited
8	Subject	Pre-Condition Survey Report

General Building Details (As informed verbally by Building Owner)		
S. No.	Head	Particulars
1	Building Name	Shop No. 359-361
2	Building Address	Tripola Bazar Jaipur
3	Year of Construction	1913
4	Number of Floors	G
5	Number of Basements	None
6	Type of Building	Commercial
7	Approximate Height	3m
8	Approximate Area	Not Known
9	Age of Building	100 years
10	Type of Structure	Load Bearing Structure
11	Type of Foundation	Not Known
12	Number of Bore Wells	None
13	Depth and Diameter of Bore	N.A.
14	Roadways	One Side
15	Presence of Equipment/Machines	None

Pre - Condition Building Survey for Construction of Underground Stations from Chandpole to Bari Chouper and reversal line

Summary of Cracks						
Defect ID	Location	Orientation	Appx. Width (mm)	Appx. Length (m)	Category	Photo No.
1	Roof Varanda of Shop No.359 Ground Floor	Horizontal	0.5	3	Very Slight	6
2	Roof Varanda of Shop No.360A Ground Floor	Horizontal	0.8	2	Very Slight	7

Summary of Defects Other Than Crack			
Defect ID	Location	Description	Photo No.
3	Roof Varanda of Shop No.359 Ground Floor	Dampness/Seepage	8
4	Roof Shop No.361B Ground Floor	Peeling of Plaster	9
5	Roof Shop No.361A Ground Floor	Peeling of Plaster	10
6	Roof Varanda of Shop No.360A Ground Floor	Dampness/Seepage	11
7	Roof Shop No.360B Ground Floor	Peeling of Plaster	12
8	Outside Wall Shop No.360B Ground Floor	Plaster Crack	13

Summary of Areas that Could not be Surveyed			
Serial No.	Location	Description	Photo No.
1	Wall No. 1 Part A of Shop No.359 Ground Floor	Covered with Material	14
2	Wall No. 2 & 4 Part A of Shop No.359 Ground Floor	Covered with Material	15
3	Wall No. 1 Shop No.361B Ground Floor	Covered With material	16
4	Wall No. 2 & 4 Shop No.361B Ground Floor	Covered With material	17
5	Wall No. 1 Shop No.361A Ground Floor	Shop No.360A	18
6	Wall No. 2 Shop No.361A Ground Floor	Shop No.360A	19
7	Wall No. 4 Shop No.361A Ground Floor	Covered With material	20
8	Wall No. 1 Shop No.360A Ground Floor	Shop No.360A	21
9	Wall No. 2 & 4 Shop No.360A Ground Floor	Shop No.360A	22
10	All Walls Shop No.360B Ground Floor	Covered With material	23

Pre - Condition Building Survey for Construction of Underground Stations from Chandpole to Bari Chouper and reversal line



Photo 1
View of Shop No.360A



Photo 2
View of Shop No.359, Ground Floor



Photo 3
View of Shop no.361B, Ground Floor



Photo 4
View of Shop no.361 A, Ground Floor



Photo 5
Shop No.360B, Ground Floor



Photo 6
Horizontal Crack on Roof of Varanda of Shop No.359, Ground Floor, Approx. Width = 0.5mm, Approx. Length = 3m. Distance from Right side External Column = Backside, Height from Floor = 3m.

Pre - Condition Building Survey for Construction of Underground Stations from Chandpole to Bari Chouper and reversal line



Photo 7

Horizontal Crack on Roof of Varanda of Shop No.360A, Ground Floor, Approx. Width = 0.8mm, Approx. Length = 2m. Distance from Left side External Column = Backside, Height from Floor = 3m.



Photo 8

Dampness/Seepage on Roof of Varanda of Shop No.359 of Ground Floor



Photo 9

Peeling of Plaster on Roof of Shop No.361B of Ground Floor



Photo 10

Peeling of Plaster on Roof of Shop No.361A of Ground Floor



Photo 11

Dampness/Seepage on Roof of Varanda of Shop No.360A of Ground Floor



Photo 12

Peeling of Plaster on Roof of Shop No.360B of Ground Floor

Pre - Condition Building Survey for Construction of Underground Stations from Chandpole to Bari Chouper and reversal line



Photo 13

Plaster Crack on Outside Wall of Shop No.360B of Ground Floor



Photo 14

Wall No. 1 of Part A of Shop No.359 of Ground Floor Covered with Material



Photo 15

Wall No. 2 & 4 of Part A of Shop No.359 of Ground Floor Covered with Material



Photo 16

Wall No. 1 of Shop No.361B of Ground Floor Covered With material



Photo 17

Wall No. 2 & 4 of Shop No.361B of Ground Floor Covered With material



Photo 18

Wall No. 1 of Shop No.361A of Ground Floor Shop No.360A

Pre - Condition Building Survey for Construction of Underground Stations from Chandpole to Bari Chouper and reversal line



Photo 19

Wall No. 2 of Shop No.361A of Ground Floor Shop No.360A



Photo 20

Wall No. 4 of Shop No.361A of Ground Floor Covered With material



Photo 21

Wall No. 1 of Shop No.360A of Ground Floor Shop No.360A



Photo 22

Wall No. 2 & 4 of Shop No.360A of Ground Floor Shop No.360A



Photo 23

All Walls of Shop No.360B of Ground Floor Covered With material

Pre - Condition Building Survey for Construction of Underground Stations from Chandpole to Bari Chouper and reversal line



Shop No. 355-358 & House above
Tripola Bazar
Jaipur
Unique ID: CC BC DN 0010

Report Number: AIMIL/ESG/JMCEC/CC BC DN 0010/01, Rev. 00, Dated: January 2014

Building Owner
Contractor

Various Owners
CEC

Client
Sub-Contractor

JMRC Limited
AIMIL Limited

Pre - Condition Building Survey for Construction of Underground Stations from Chandpole to Bari Chouper and reversal line

Table of Contents

S.No.	Particulars	Page No.
1	Introduction	2
2	Survey Details	2
3	About the Structure	3
4	Building Ownership Details	3
5	Project Details	4
6	General Building Details	4
7	Summary of Cracks	5
8	Summary of Defects other than Cracks	
9	Summary of Areas that Could not be surveyed	
10	Defect Photographs	
11	Schematic Diagram of Building	

Introduction

The Jaipur Metro Rail is being constructed to provide the city of Jaipur with a modern and technologically advanced Transit System, to provide a safe and well connected means of transport that reduces traffic congestion. The project consists of two corridors with underground and elevated sections.

The construction of underground rail and road infrastructures in metropolitan and cosmopolitan cities are mostly through developed area under challenging soil conditions.

The alignment of structure is passing through densely inhabited areas, many structures are falling in the zone of influence of construction activities. It is required to carry out the pre-condition survey of those structures. The scope of work of this survey includes carrying out pre-condition survey of those structures.

Survey Details

S.No.	Head	Particulars	Signatures
1	Date of Survey	10/12/2012	
2	AIMIL Representative		
3	CEC Representative		
4	Structural Designer of CEC		
5	JMRC/DMRC Representative		

Pre - Condition Building Survey for Construction of Underground Stations from Chandpole to Bari Chouper and reversal line

About the Structure

The structure under consideration is a Multi Story Load Bearing Structure having 5 floors and a basement. The structure was constructed in year 1913 and is 100 years old.

There are 73 defects in the structure out of which 8 are cracks. Category wise distribution of cracks is given in the table below. Overall the Building can be categorised in Category II (Slight)

Category	Number of Cracks	% of Total Cracks
Negligible (< 0.1mm)	0	0%
Very Slight (0.1 to 1mm)	6	75%
Slight (1 to 5mm)	2	25%
Moderate (5 to 15mm)	0	0%
Severe (15 to 25mm)	0	0%
Very Severe (>25mm)	0	0%

The average width of cracks is 0.65mm and average length of cracks is 0.91m. The maximum crack width is 1mm and minimum width is 0.3mm.

Building Ownership Details			
Unique ID/Sub ID	Premises Name	Owner	Signatures
CC-BC/DL/0010-358	Vijayvargiye Brothers		
CC-BC/DL/0010-357	Kripa Shanker Sharma		
CC-BC/DL/0010-356	Vijayvargiye Brothers		
CC-BC/DL/0010-FF-TF	Karoli House		

Pre - Condition Building Survey for Construction of Underground Stations from Chandpole to Bari Chouper and reversal line

Project Details		
S. No.	Head	Particulars
1	Project	Jaipur Metro Rail Project
2	Section	Chandpole to Bari Chaupar
3	Client	JMRC Limited
4	Consultant	DMRC Limited
5	Contractor	CEC
6	Design Consultant of Contractor	Omikron Kappa - Indus Consultrans JV
7	Sub-Contractor	AIMIL Limited
8	Subject	Pre-Condition Survey Report

General Building Details (As informed verbally by Building Owner)		
S. No.	Head	Particulars
1	Building Name	Shop No. 355-358 & House above
2	Building Address	Shop No. 355-358 & House above Tripola Bazar Jaipur
3	Year of Construction	1913
4	Number of Floors	B+G+4
5	Number of Basements	None
6	Type of Building	Commercial
7	Approximate Height	15m
8	Approximate Area	Not Known
9	Age of Building	100 years
10	Type of Structure	Load Bearing Structure
11	Type of Foundation	Not Known
12	Number of Bore Wells	None
13	Depth and Diameter of Bore	N.A.
14	Roadways	One Side
15	Presence of Equipment/Machines	None

Pre - Condition Building Survey for Construction of Underground Stations from Chandpole to Bari Chouper and reversal line

Summary of Cracks						
Defect ID	Location	Orientation	Appx. Width (mm)	Appx. Length (m)	Category	Photo No.
1	Wall No. 2 Part A of Shop No.357 Ground Floor	Inclined	0.6	0.7	Very Slight	6
2	Wall No. 2 Part A of Shop No.357 Ground Floor	Inclined	0.5	0.5	Very Slight	7
3	Wall No. 2 Staircase House Above Shop No.355 to 358, First Floor	Vertical	1	2	Slight	8, 8A
4	Wall No. 4 Room No. 2 House Above Shop No.355 to 358, Second Floor	Inclined	0.8	0.5	Very Slight	9, 9A
5	Wall No. 4 Room No. 2 House Above Shop No.355 to 358, Second Floor	Inclined	0.3	0.5	Very Slight	10, 10A
6	Wall No. 4 Balcony House Above Shop No.355 to 358, Second Floor	Inclined	0.5	0.8	Very Slight	11
7	Wall No. 3 Balcony House Above Shop No.355 to 358, Second Floor	Vertical	0.5	1	Very Slight	12
8	Wall No. 4 Staircase Terrace	Horizontal	1	1.3	Slight	13

Summary of Defects Other Than Crack			
Defect ID	Location	Description	Photo No.
9	Roof Part A of Shop No.357 Ground Floor	Damaged Portion	14
10	Wall No. 4 Part A of Shop No.358 Ground Floor	Peeling of Plaster	15
11	Wall No. 4 Part A of Shop No.358 Ground Floor	Peeling of Plaster	16
12	Wall No. 1 Part B of Shop No.358 Ground Floor	Peeling of Plaster	17
13	Wall No. 2 Part B of Shop No.358 Ground Floor	Peeling of Plaster	18
14	Roof Part B of Shop No.358 Ground Floor	Peeling of Plaster	19
15	Wall No. 4 Part B of Shop No.358 Ground Floor	Damaged Portion	20
16	Wall No. 3 Part B of Shop No.358 Ground Floor	Peeling of Plaster	21
17	Wall No. 4 Part C of Shop No.358 Ground Floor	Dampness/Seepage	22
18	Roof Varanda of Shop No.356 Ground Floor	Dampness/Seepage	23
19	External Rightside Column Varanda of Shop No.356 Ground Floor	Peeling of Plaster	24
20	Roof Room No. 1 House Above Shop No.355 to 358, First Floor	Peeling of Plaster	25
21	Wall No. 3 Room No. 1 House Above Shop No.355 to 358, First Floor	Peeling of Plaster	26
22	Roof Room No. 2 House Above Shop No.355 to 358, First Floor	Peeling of Plaster	27
23	Wall No. 4 Room No. 3 House Above Shop No.355 to 358, First Floor	Peeling of Plaster	28
24	Wall No. 2 Room No. 3 House Above Shop No.355 to 358, First Floor	Damaged Portion	29
25	Wall No. 3 Room No. 3 House Above Shop No.355 to 358, First Floor	Peeling of Plaster	30
26	Wall No. 2 Staircase House Above Shop No.355 to 358, First Floor	Peeling of Plaster	31
27	Wall No. 2, 3 & Roof Staircase House Above Shop No.355 to 358, First Floor	Dampness/Seepage	32
28	Wall No. 1 & Roof Staircase House Above Shop No.355 to 358, First Floor	Peeling of Plaster	33
29	Rightside Outer Wall Bathroom House Above Shop No.355 to 358, First Floor	Damaged Portion	34
30	Wall No. 3 Staircase House Above Shop No.355 to 358, Second Floor	Peeling of Plaster	35
31	Wall No. 2 House Above Shop No.355 to 358, Second Floor	Peeling of Plaster	36

32	Roof House Above Shop No.355 to 358, Second Floor	Peeling of Plaster	37
33	Roof Room No. 2 House Above Shop No.355 to 358, Second Floor	Peeling of Plaster	38
34	Wall No. 4 Room No. 3 House Above Shop No.355 to 358, Second Floor	Peeling of Plaster	39
35	Roof Room No. 3 House Above Shop No.355 to 358, Second Floor	Peeling of Plaster	40
36	Wall No. 3 Room No. 3 House Above Shop No.355 to 358, Second Floor	Peeling of Plaster	41
37	All Walls & Roof Kitchen House Above Shop No.355 to 358, Second Floor	Peeling of Plaster	42
38	Wall No. 4 Passage House Above Shop No.355 to 358, Second Floor	Damaged Portion	43
39	Wall No. 4 Bathroom House Above Shop No.355 to 358, Second Floor	Damaged Portion	44
40	All Walls & Roof Bathroom House Above Shop No.355 to 358, Second Floor	Dampness/Seepage	45
41	Wall No. 2 Staircase Second Floor To Third Floor House Above Shop No.355 to 358, Second Floor	Peeling of Plaster	46
42	Wall No. 1 Staircase Second Floor To Third Floor House Above Shop No.355 to 358, Second Floor	Peeling of Plaster	47
43	Wall No. 4 Staircase Second Floor To Third Floor House Above Shop No.355 to 358, Second Floor	Peeling of Plaster	48
44	Wall No. 1 Staircase Second Floor To Third Floor House Above Shop No.355 to 358, Second Floor	Peeling of Plaster	49
45	Wall No. 2 Staircase Second Floor To Third Floor House Above Shop No.355 to 358, Second Floor	Peeling of Plaster	50
46	Wall No. 1 Room No. 1 House Above Shop No.355 to 358, Second Floor	Dampness/Seepage	51
47	Roof Room No. 1 House Above Shop No.355 to 358, Second Floor	Dampness/Seepage	52
48	Wall No. 4 Room No. 1 House Above Shop No.355 to 358, Second Floor	Dampness/Seepage	53
49	All Walls & Roof Balcony House Above Shop No.355 to 358, Second Floor	Dampness/Seepage	54
50	Wall No. 4 & Roof Room No. 2 House Above Shop No.355 to 358, Second Floor	Dampness/Seepage	55
51	Wall No. 1 & Roof Room No. 2 House Above Shop No.355 to 358, Second Floor	Dampness/Seepage	56
52	Wall No. 4 Room No. 2 House Above Shop No.355 to 358, Second Floor	Peeling of Plaster	57
53	Wall No. 3, Roof & 1 Room No. 3 House Above Shop No.355 to 358, Second Floor	Dampness/Seepage	58
54	Roof Room No. 3 House Above Shop No.355 to 358, Second Floor	Peeling of Plaster	59
55	Wall No. 4 Room No. 3 House Above Shop No.355 to 358, Second Floor	Dampness/Seepage	60
56	Wall No. 1, 4 & Roof Kitchen House Above Shop No.355 to 358, Second Floor	Dampness/Seepage	61
57	Wall No. 2 Kitchen House Above Shop No.355 to 358, Second Floor	Dampness/Seepage	62
58	Roof Toilet No. 1 House Above Shop No.355 to 358, Second Floor	Dampness/Seepage	63
59	All Walls Toilet No. 1 House Above Shop No.355 to 358, Second Floor	Peeling of Plaster	64
60	All Walls & Roof Passage House Above Shop No.355 to 358, Second Floor	Peeling of Plaster	65
61	Wall No. 4 House Above Shop No.355 to 358 House Above Shop No.355 to 358, Second Floor	Peeling of Plaster	66
62	Wall No. 2 & 3 Staircase House Above Shop No.355 to 358, Second Floor	Dampness/Seepage	67
63	Wall No. 1 & 4 Staircase House Above Shop No.355 to 358, Second Floor	Dampness/Seepage	68
64	Roof Staircase House Above Shop No.355 to 358, Second Floor	Dampness/Seepage	69
65	Wall No. 1 & 2 Staircase Terrace	Peeling of Plaster	70
66	Roof Staircase Terrace	Plaster Crack	71
67	Wall No. 4 Boundary Wall Terrace	Damaged Portion	72
68	Wall No. 2 Boundary Wall Terrace	Damaged Portion	73

69	Wall No. 3 Boundary Wall Terrace	Peeling of Plaster	74
70	Wall No. 1 Boundary Wall Terrace	Damaged Portion	75
71	Floor Boundary Wall Terrace	Plaster Crack	76
72	Floor Boundary Wall Terrace	Plaster Crack	77
73	External Wall Backside Forth Floor	Damaged Portion	78

Summary of Areas that Could not be Surveyed

Serial No.	Location	Description	Photo No.
1	Wall No. 1 Part A of Shop No.357 Ground Floor	Partially Covered With Material	79
2	All Walls Part B of Shop No.357 Ground Floor	Partially Covered With Material	80
3	All Walls Shop No.356 Ground Floor	Covered With Wooden Work & Material	81
4	All Walls Kitchen House Above Shop No.355 to 358, First Floor	Covered With Tiles	82
5	All Walls Kitchen House Above Shop No.355 to 358, Second Floor	Covered With Tiles	83
6	All Walls Toilet No. 1 House Above Shop No.355 to 358, Second Floor	Covered With Tiles	84
7	Store Terrace	Locked	85



Pre - Condition Building Survey for Construction of Underground Stations from Chandpole to Bari Chouper and reversal line



Photo 1
View of Building



Photo 2
View of Shop no.357, Ground Floor



Photo 3
View of Shop No.358, Ground Floor



Photo 4
View of Shop No.355 & 356, Ground Floor



Photo 5
View of Building



Photo 6
Inclined Crack on Wall No. 2 of Part A of Shop No.357, Ground Floor
Approx. Width = 0.6mm, Approx. Length = 0.7m.
Distance from Wall no.3 = 0m, Height from Floor = 2.5m.

Pre - Condition Building Survey for Construction of Underground Stations from Chandpole to Bari Chouper and reversal line



Photo 7

Inclined Crack on Wall No. 2 of Part A of Shop No.357, Ground Floor
Approx. Width = 0.5mm, Approx. Length = 0.5m.
Distance from Wall no.4 = 0.8m, Height from Floor = 2.5m.




Photo 8

Vertical Crack on Wall No. 2 of Staircase, House Above Shop No.355 to 358, First Floor
Approx. Width = 1mm, Approx. Length = 2m.
Distance from = m Height from Floor = m



Photo 9A

Vertical Crack on Wall No. 2 of Staircase, House Above Shop No.355 to 358, First Floor
Approx. Width = 1mm, Approx. Length = 2m.
Distance from = m Height from Floor = m



Photo 9

Inclined Crack on Wall No. 4 of Room No. 2, House Above Shop No.355 to 358, Second Floor
Approx. Width = 0.8mm, Approx. Length = 0.5m.
Distance from Wall No 1 = 2.5m Height from Floor = 0m



Photo 9A

Inclined Crack on Wall No. 4 of Room No. 2, House Above Shop No.355 to 358, Second Floor
Approx. Width = 0.8mm, Approx. Length = 0.5m.
Distance from Wall No. 1 = 2.5m Height from Floor = 0m



Photo 10

Inclined Crack on Wall No. 4 of Room No. 2, House Above Shop No.355 to 358, Second Floor
Approx. Width = 0.3mm, Approx. Length = 0.5m.
Distance from Wall No. 1 = 1.2m Height from Floor = 0m

Pre - Condition Building Survey for Construction of Underground Stations from Chandpole to Bari Chouper and reversal line



PHOTO 10A

Inclined Crack on Wall No. 4 of Room No. 2, House Above Shop No.355 to 358, Second Floor

Approx. Width = 0.3mm, Approx. Length = 0.5m.
Distance from Wall No 1 = 1.2m Height from Floor = 0m



PHOTO 11

Inclined Crack on Wall No. 4 of Balcony, House Above Shop No.355 to 358, Second Floor

Approx. Width = 0.5mm, Approx. Length = 0.8m.
Distance from Wall No 1 = 0.8m Height from Floor = 2.3m



PHOTO 12

Vertical Crack on Wall No. 3 of Balcony, House Above Shop No.355 to 358, Second Floor

Approx. Width = 0.5mm, Approx. Length = 1m.
Distance from Wall No 1 = 0.8m Height from Floor = 2.2m



Photo 13

Horizontal Crack on Wall No. 4 of Staircase, Terrace

Approx. Width = 1mm, Approx. Length = 1.3m.
Distance from Wall No. 2 = 0.6m, Height from Floor = 2.1m.



Photo 14

Damaged Portion on Roof of Part A of Shop No.357 of Ground Floor



Photo 15

Peeling of Plaster on Wall No. 4 of Part A of Shop No.358 of Ground Floor

Pre - Condition Building Survey for Construction of Underground Stations from Chandpole to Bari Chouper and reversal line



Photo 16

Peeling of Plaster on Wall No. 4 of Part A of Shop No.358 of Ground Floor



Photo 17

Peeling of Plaster on Wall No. 1 of Part B of Shop No.358 of Ground Floor



Photo 18

Peeling of Plaster on Wall No. 2 of Part B of Shop No.358 of Ground Floor



Photo 19

Peeling of Plaster on Roof of Part B of Shop No.358 of Ground Floor



Photo 20

Damaged Portion on Wall No. 4 of Part B of Shop No.358 of Ground Floor



Photo 21

Peeling of Plaster on Wall No. 3 of Part B of Shop No.358 of Ground Floor

Pre - Condition Building Survey for Construction of Underground Stations from Chandpole to Bari Chouper and reversal line



Photo 22

Dampness/Seepage on Wall No. 4 of Part C of Shop No.358 of Ground Floor



Photo 23

Dampness/Seepage on Roof of Varanda of Shop No.356 of Ground Floor



Photo 24

Peeling of Plaster on External Rightside Column of Varanda of Shop No.356 of Ground Floor



Photo 25

Peeling of Plaster on Roof of Room No. 1 of House Above Shop No.355 to 358, First Floor



Photo 26

Peeling of Plaster on Wall No. 3 of Room No. 1 of House Above Shop No.355 to 358, First Floor




Photo 27

Peeling of Plaster on Roof of Room No. 2 of House Above Shop No.355 to 358, First Floor

Pre - Condition Building Survey for Construction of Underground Stations from Chandpole to Bari Chouper and reversal line



Photo 28

Peeling of Plaster on Wall No. 4 of Room No. 3 of House Above Shop No.355 to 358, First Floor



Photo 29

Damaged Portion on Wall No. 2 of Room No. 3 of House Above Shop No.355 to 358, First Floor



Photo 30

Peeling of Plaster on Wall No. 3 of Room No. 3 of House Above Shop No.355 to 358, First Floor



Photo 31

Peeling of Plaster on Wall No. 2 of Staircase of House Above Shop No.355 to 358, First Floor



Photo 32

Dampness/Seepage on Wall No. 2, 3 & Roof of Staircase of House Above Shop No.355 to 358, First Floor



Photo 33

Peeling of Plaster on Wall No. 1 & Roof of Staircase of House Above Shop No.355 to 358, First Floor

Pre - Condition Building Survey for Construction of Underground Stations from Chandpole to Bari Chouper and reversal line



Photo 34

Damaged Portion on Wall No. Rightside Outer Wall of Bathroom of House Above Shop No.355 to 358, First Floor



Photo 35

Peeling of Plaster on Wall No. 3 of Staircase of House Above Shop No.355 to 358, Second Floor



Photo 36

Peeling of Plaster on Wall No. 2 of House Above Shop No.355 to 358 of House Above Shop No.355 to 358, Second Floor



Photo 37

Peeling of Plaster on Roof of House Above Shop No.355 to 358 of House Above Shop No.355 to 358, Second Floor



Photo 38

Peeling of Plaster on Roof of Room No. 2 of House Above Shop No.355 to 358, Second Floor



Photo 39

Peeling of Plaster on Wall No. 4 of Room No. 3 of House Above Shop No.355 to 358, Second Floor

Pre - Condition Building Survey for Construction of Underground Stations from Chandpole to Bari Chouper and reversal line



Photo 40

Peeling of Plaster on Roof of Room No. 3 of House Above Shop No.355 to 358, Second Floor



Photo 41

Peeling of Plaster on Wall No. 3 of Room No. 3 of House Above Shop No.355 to 358, Second Floor



Photo 42

Peeling of Plaster on All Walls & Roof of Kitchen of House Above Shop No.355 to 358, Second Floor



Photo 43

Damaged Portion on Wall No. 4 of Passage of House Above Shop No.355 to 358, Second Floor



Photo 44

Damaged Portion on Wall No. 4 of Bathroom of House Above Shop No.355 to 358, Second Floor



Photo 45

Dampness/Seepage on All Walls & Roof of Bathroom of House Above Shop No.355 to 358, Second Floor

Pre - Condition Building Survey for Construction of Underground Stations from Chandpole to Bari Chouper and reversal line



Photo 46

Peeling of Plaster on Wall No. 2 of Staircase Second Floor To Third Floor of House Above Shop No.355 to 358, Second Floor



Photo 47

Peeling of Plaster on Wall No. 1 of Staircase Second Floor To Third Floor of House Above Shop No.355 to 358, Second Floor



Photo 48

Peeling of Plaster on Wall No. 4 of Staircase Second Floor To Third Floor of House Above Shop No.355 to 358, Second Floor



Photo 49

Peeling of Plaster on Wall No. 1 of Staircase Second Floor To Third Floor of House Above Shop No.355 to 358, Second Floor



Photo 50

Peeling of Plaster on Wall No. 2 of Staircase Second Floor To Third Floor of House Above Shop No.355 to 358, Second Floor



Photo 51

Dampness/Seepage on Wall No. 1 of Room No. 1 of House Above Shop No.355 to 358, Second Floor

Pre - Condition Building Survey for Construction of Underground Stations from Chandpole to Bari Chouper and reversal line



Photo 52

Dampness/Seepage on Roof of Room No. 1 of House Above Shop No.355 to 358, Second Floor



Photo 53

Dampness/Seepage on Wall No. 4 of Room No. 1 of House Above Shop No.355 to 358, Second Floor



Photo 54

Dampness/Seepage on All Walls & Roof of Balcony of House Above Shop No.355 to 358, Second Floor



Photo 55

Dampness/Seepage on Wall No. 4 & Roof of Room No. 2 of House Above Shop No.355 to 358, Second Floor



Photo 56

Dampness/Seepage on Wall No. 1 & Roof of Room No. 2 of House Above Shop No.355 to 358, Second Floor



Photo 57

Peeling of Plaster on Wall No. 4 of Room No. 2 of House Above Shop No.355 to 358, Second Floor

Pre - Condition Building Survey for Construction of Underground Stations from Chandpole to Bari Chouper and reversal line



Photo 58

Dampness/Seepage on Wall No. 3, Roof & 1 of Room No. 3 of House Above Shop No.355 to 358, Second Floor



Photo 59

Peeling of Plaster on Roof of Room No. 3 of House Above Shop No.355 to 358, Second Floor



Photo 60

Dampness/Seepage on Wall No. 4 of Room No. 3 of House Above Shop No.355 to 358, Second Floor



Photo 61

Dampness/Seepage on Wall No. 1, 4 & Roof of Kitchen of House Above Shop No.355 to 358, Second Floor



Photo 62

Dampness/Seepage on Wall No. 2 of Kitchen of House Above Shop No.355 to 358, Second Floor



Photo 63

Dampness/Seepage on Roof of Toilet No. 1 of House Above Shop No.355 to 358, Second Floor

Pre - Condition Building Survey for Construction of Underground Stations from Chandpole to Bari Chouper and reversal line



Photo 64

Peeling of Plaster on All Walls of Toilet No. 1 of House Above Shop No.355 to 358, Second Floor



Photo 65

Peeling of Plaster on All Walls & Roof of Passage of House Above Shop No.355 to 358, Second Floor



Photo 66

Peeling of Plaster on Wall No. 4 of House Above Shop No.355 to 358 of House Above Shop No.355 to 358, Second Floor



Photo 67

Dampness/Seepage on Wall No. 2 & 3 of Staircase of House Above Shop No.355 to 358, Second Floor



Photo 68

Dampness/Seepage on Wall No. 1 & 4 of Staircase of House Above Shop No.355 to 358, Second Floor



Photo 69

Dampness/Seepage on Roof of Staircase of House Above Shop No.355 to 358, Second Floor

Pre - Condition Building Survey for Construction of Underground Stations from Chandpole to Bari Chouper and reversal line



Photo 70

Peeling of Plaster on Wall No. 1 & 2 of Staircase of Terrace



Photo 71

Plaster Crack on Roof of Staircase of Terrace



Photo 72

Damaged Portion on Wall No. 4 of Boundary Wall of Terrace



Photo 73

Damaged Portion on Wall No. 2 of Boundary Wall of Terrace



Photo 74

Peeling of Plaster on Wall No. 3 of Boundary Wall of Terrace



Photo 75

Damaged Portion on Wall No. 1 of Boundary Wall of Terrace

Pre - Condition Building Survey for Construction of Underground Stations from Chandpole to Bari Chouper and reversal line




Photo 76

Plaster Crack on Floor of Boundary Wall of Terrace



Photo 77

Plaster Crack on Floor of Boundary Wall of Terrace



Photo 78

Damaged Portion on External Wall of Backside of Forth Floor



Photo 79

Wall No. 1 of Part A of Shop No.357 of Ground Floor Partially Covered With Material



Photo 80

All Walls of Part B of Shop No.357 of Ground Floor Partially Covered With Material



Photo 81

All Walls of Shop No.356 of Ground Floor Covered With Wooden Work & Material

Pre - Condition Building Survey for Construction of Underground Stations from Chandpole to Bari Chouper and reversal line



Photo 82

All Walls of Kitchen of House Above Shop No.355 to 358, First Floor Covered With Tiles



Photo 83

All Walls of Kitchen of House Above Shop No.355 to 358, Second Floor Covered With Tiles



Photo 84

All Walls of Toilet No. 1 of House Above Shop No.355 to 358, Second Floor Covered With Tiles



Photo 85

Store of Terrace Locked

Pre - Condition Building Survey for Construction of Underground Stations from Chandpole to Bari Chouper and reversal line



Temple Shri Talkareshwar Mahadev
Tripola Bazar
Jaipur
Unique ID: CC BC DN 0011

Report Number: AIMIL/ESG/JMCEC/CC BC DN 0011/01, Rev. 00, Dated: January 2014

Building Owner
Contractor

Pandit Ji
CEC

Client
Sub-Contractor

JMRC Limited
AIMIL Limited

Pre - Condition Building Survey for Construction of Underground Stations from Chandpole to Bari Chouper and reversal line

Table of Contents

S.No.	Particulars	Page No.
1	Introduction	2
2	Survey Details	2
3	About the Structure	3
4	Building Ownership Details	3
5	Project Details	4
6	General Building Details	4
7	Summary of Cracks	5
8	Summary of Defects other than Cracks	
9	Summary of Areas that Could not be surveyed	
10	Defect Photographs	
11	Schematic Diagram of Building	

Introduction

The Jaipur Metro Rail is being constructed to provide the city of Jaipur with a modern and technologically advanced Transit System, to provide a safe and well connected means of transport that reduces traffic congestion. The project consists of two corridors with underground and elevated sections.

The construction of underground rail and road infrastructures in metropolitan and cosmopolitan cities are mostly through developed area under challenging soil conditions.

The alignment of structure is passing through densely inhabited areas, many structures are falling in the zone of influence of construction activities. It is required to carry out the pre-condition survey of those structures. The scope of work of this survey includes carrying out pre-condition survey of those structures.

Survey Details

S.No.	Head	Particulars	Signatures
1	Date of Survey	19/11/2013	
2	AIMIL Representative		
3	CEC Representative		
4	Structural Designer of CEC		
5	JMRC/DMRC Representative		

Pre - Condition Building Survey for Construction of Underground Stations from Chandpole to Bari Chouper and reversal line

About the Structure

The structure under consideration is a Single Story Load Bearing Structure . The structure was constructed in year 1763 and is 250 years old.

There are 4 defects in the structure out of which 0 are cracks. Category wise distribution of cracks is given in the table below. Overall the Building can be categorised in Category 0 (Negligible)

Category	Number of Cracks	% of Total Cracks
Negligible (< 0.1mm)	0	0%
Very Slight (0.1 to 1mm)	0	0%
Slight (1 to 5mm)	0	0%
Moderate (5 to 15mm)	0	0%
Severe (15 to 25mm)	0	0%
Very Severe (>25mm)	0	0%

Building Ownership Details			
Unique ID/Sub ID	Premises Name	Owner	Signatures
CC-BC/DL/0011	Temple		

Pre - Condition Building Survey for Construction of Underground Stations from Chandpole to Bari Chouper and reversal line

Project Details		
S. No.	Head	Particulars
1	Project	Jaipur Metro Rail Project
2	Section	Chandpole to Bari Chaupar
3	Client	JMRC Limited
4	Consultant	DMRC Limited
5	Contractor	CEC
6	Design Consultant of Contractor	Omikron Kappa - Indus Consultrans JV
7	Sub-Contractor	AIMIL Limited
8	Subject	Pre-Condition Survey Report

General Building Details (As informed verbally by Building Owner)		
S. No.	Head	Particulars
1	Building Name	Temple Shri Talkareshwar Mahadev
2	Building Address	Temple Shri Talkareshwar Mahadev Tripola Bazar Jaipur
3	Year of Construction	1763
4	Number of Floors	G
5	Number of Basements	None
6	Type of Building	Commercial
7	Approximate Height	3m
8	Approximate Area	Not Known
9	Age of Building	250 years
10	Type of Structure	Load Bearing Structure
11	Type of Foundation	Not Known
12	Number of Bore Wells	None
13	Depth and Diameter of Bore	N.A.
14	Roadways	Two Side
15	Presence of Equipment/Machines	None

Pre - Condition Building Survey for Construction of Underground Stations from Chandpole to Bari Chouper and reversal line

Summary of Cracks						
Defect ID	Location	Orientation	Appx. Width (mm)	Appx. Length (m)	Category	Photo No.

Summary of Defects Other Than Crack			
Defect ID	Location	Description	Photo No.
1	Roof Side Temple Ground Floor	Damaged Portion	4
2	Beam Temple Ground Floor	Peeling of Plaster	5
3	Beam Temple Ground Floor	Dampness/Seepage	6
4	Floor Temple Ground Floor	Damaged Portion	7

Summary of Areas that Could not be Surveyed			
Serial No.	Location	Description	Photo No.

Pre - Condition Building Survey for Construction of Underground Stations from Chandpole to Bari Chouper and reversal line



Photo 1
View of Temple



Photo 2
View of Temple, Ground Floor



Photo 3
View of Temple Backside, Ground Floor



Photo 4
Damaged Portion on Roof Side of Temple of Ground Floor



Photo 5
Peeling of Plaster on Beam of Temple of Ground Floor



Photo 6
Dampness/Seepage on Beam of Temple of Ground Floor

Pre - Condition Building Survey for Construction of Underground Stations from Chandpole to Bari Chouper and reversal line



Photo 7

Damaged Portion on Floor of Temple of Ground Floor

Pre - Condition Building Survey for Construction of Underground Stations from Chandpole to Bari Chouper and reversal line



House No. 4355, Shop No. 354 & 355
Tripola Bazar
Jaipur
Unique ID: CC BC DN 0012

Report Number: AIMIL/ESG/JMCEC/CC BC DN 0012/01, Rev. 00, Dated: December 2013

Building Owner
Contractor

Mr. Shivdutt Virmani
CEC

Client
Sub-Contractor

JMRC Limited
AIMIL Limited

Pre - Condition Building Survey for Construction of Underground Stations from Chandpole to Bari Chouper and reversal line

Table of Contents

S.No.	Particulars	Page No.
1	Introduction	2
2	Survey Details	2
3	About the Structure	3
4	Building Ownership Details	3
5	Project Details	4
6	General Building Details	4
7	Summary of Cracks	5
8	Summary of Defects other than Cracks	
9	Summary of Areas that Could not be surveyed	
10	Defect Photographs	
11	Schematic Diagram of Building	

Introduction

The Jaipur Metro Rail is being constructed to provide the city of Jaipur with a modern and technologically advanced Transit System, to provide a safe and well connected means of transport that reduces traffic congestion. The project consists of two corridors with underground and elevated sections.

The construction of underground rail and road infrastructures in metropolitan and cosmopolitan cities are mostly through developed area under challenging soil conditions.

The alignment of structure is passing through densely inhabited areas, many structures are falling in the zone of influence of construction activities. It is required to carry out the pre-condition survey of those structures. The scope of work of this survey includes carrying out pre-condition survey of those structures.

Survey Details

S.No.	Head	Particulars	Signatures
1	Date of Survey	10/12/2012	
2	AIMIL Representative		
3	CEC Representative		
4	Structural Designer of CEC		
5	JMRC/DMRC Representative		

Pre - Condition Building Survey for Construction of Underground Stations from Chandpole to Bari Chouper and reversal line

About the Structure

The structure under consideration is a Multi Story Load Bearing Structure having 4 floors. The structure was constructed in year 1948 and is 65 years old.

There are 52 defects in the structure out of which 18 are cracks. Category wise distribution of cracks is given in the table below. Overall the Building can be categorised in Category II (Slight)

Category	Number of Cracks	% of Total Cracks
Negligible (< 0.1mm)	0	0%
Very Slight (0.1 to 1mm)	12	66.67%
Slight (1 to 5mm)	6	33.33%
Moderate (5 to 15mm)	0	0%
Severe (15 to 25mm)	0	0%
Very Severe (>25mm)	0	0%

The average width of cracks is 0.92mm and average length of cracks is 1.69m. The maximum crack width is 3mm and minimum width is 0.2mm.

Building Ownership Details			
Unique ID/Sub ID	Premises Name	Owner	Signatures
CC-BC/DL/0012-355	Vijayvargiye Brothers		
CC-BC/DL/0012-354	Chanan Das Parmanand		
CC-BC/DL/0012-FF-SF	Chanan Das Parmanand		

Pre - Condition Building Survey for Construction of Underground Stations from Chandpole to Bari Chouper and reversal line

Project Details		
S. No.	Head	Particulars
1	Project	Jaipur Metro Rail Project
2	Section	Chandpole to Bari Chaupar
3	Client	JMRC Limited
4	Consultant	DMRC Limited
5	Contractor	CEC
6	Design Consultant of Contractor	Omikron Kappa - Indus Consultrans JV
7	Sub-Contractor	AIMIL Limited
8	Subject	Pre-Condition Survey Report

General Building Details (As informed verbally by Building Owner)		
S. No.	Head	Particulars
1	Building Name	House No. 4355, Shop No. 354 & 355
2	Building Address	House No. 4355, Shop No. 354 & 355 Tripola Bazar Jaipur
3	Year of Construction	1948
4	Number of Floors	G+3
5	Number of Basements	None
6	Type of Building	Commercial
7	Approximate Height	12m
8	Approximate Area	Not Known
9	Age of Building	65 years
10	Type of Structure	Load Bearing Structure
11	Type of Foundation	Not Known
12	Number of Bore Wells	None
13	Depth and Diameter of Bore	N.A.
14	Roadways	One Side
15	Presence of Equipment/Machines	None

Pre - Condition Building Survey for Construction of Underground Stations from Chandpole to Bari Chouper and reversal line

Summary of Cracks						
Defect ID	Location	Orientation	Appx. Width (mm)	Appx. Length (m)	Category	Photo No.
1	Staircase FF to SF	Horizontal	0.3	1.1	Very Slight	3, 3A
2	Wall No. 1 Staircase FF to SF	Inclined	0.2	0.8	Very Slight	4, 4A
3	Wall No. 4 Room No. 2 Second Floor	Inclined	0.3	1.2	Very Slight	5, 5A
4	Wall No. 2 Room No. 2 Second Floor	Horizontal	3	3	Slight	6
5	Wall No. 2 Room No. 3 Second Floor	Inclined	0.6	1.7	Very Slight	7, 7A
6	Wall No. 1 Room No. 4 Second Floor	Inclined	0.5	2.5	Very Slight	8, 8A
7	Wall No. 1 Room No. 4 Second Floor	Inclined	0.4	3.5	Very Slight	9, 9A
8	Wall No. 1 Room No. 4 Second Floor	Inclined	0.3	0.8	Very Slight	10, 10A
9	Wall No. 4 Room No. 4 Second Floor	Inclined	0.35	0.8	Very Slight	11
10	Roof Room No. 1 Third Floor	Horizontal	0.35	1.5	Very Slight	12
11	Outer Wall Third Floor	Inclined	2.5	1	Slight	13
12	Outer Wall Third Floor	Inclined	0.6	0.5	Very Slight	14, 14A
13	Roof Varanda of Shop no.354 Ground Floor	Horizontal	0.35	3	Very Slight	15
14	External Rightside Column Varanda of shop No.354 Ground Floor	Inclined	0.4	2	Very Slight	16
15	Outer Wall Building Second Floor	Inclined	1.5	2.5	Slight	17
16	Outer Wall Building First Floor	Inclined	1.5	1.2	Slight	18
17	Wall No. 4 Hall No. 1 Shop no.354, Ground Floor	Horizontal	2	1.8	Slight	19, 19A
18	Wall No. 4 Hall No. 1 Shop no.354, Ground Floor	Inclined	1.5	1.6	Slight	20

Summary of Defects Other Than Crack			
Defect ID	Location	Description	Photo No.
19	Wall No. 3 Hall No. 1 Shop no.354, Ground Floor	Peeling of Plaster	21
20	Wall No. 4 Hall No. 1 Shop no.354, Ground Floor	Dampness/Seepage	22
21	Wall No. 2 Hall No. 1 Shop no.354, Ground Floor	Peeling of Plaster	23
22	Wall No. 2 Shop no.354, Ground Floor	Peeling of Plaster	24
23	Roof of Toilet No. 1 of Shop no.354, Ground Floor	Dampness/Seepage	25
24	Wall No. 4 Staircase FF to SF	Peeling of Plaster	26
25	Wall No. 4 Staircase FF to SF	Dampness/Seepage	27
26	Wall No. 1 Staircase FF to SF	Dampness/Seepage	28
27	Wall No. 4 Room No. 1 Second Floor	Peeling of Plaster	29
28	Wall No. 2 Room No. 1 Second Floor	Peeling of Plaster	30
29	Wall No. 3 Room No. 1 Second Floor	Peeling of Plaster	31
30	Wall No. 2 Room No. 1 Second Floor	Dampness/Seepage	32
31	Wall No. 4 & Roof Room No. 2 Second Floor	Dampness/Seepage	33
32	Wall No. 1 Room No. 2 Second Floor	Dampness/Seepage	34
33	Wall No. 1 Room No. 2 Second Floor	Peeling of Plaster	35
34	Wall No. 1 Room No. 2 Second Floor	Peeling of Plaster	36
35	Wall No. 3 & Roof Second Floor	Dampness/Seepage	37
36	Wall No. 3 Room No. 4 Second Floor	Peeling of Plaster	38
37	All Walls & Roof Second Floor	Dampness/Seepage	39
38	Wall No. 2, 4 & Roof Staircase SF to TF	Dampness/Seepage	40

39	Roof Staircase SF to TF	Peeling of Plaster	41
40	Roof Room No. 1 Third Floor	Peeling of Plaster	42
41	Wall No. 2 Room No. 1 Third Floor	Dampness/Seepage	43
42	Wall No. 1 Room No. 1 Third Floor	Dampness/Seepage	44
43	Wall No. 3 Room No. 1 Third Floor	Dampness/Seepage	45
44	Roof Room No. 1 Third Floor	Dampness/Seepage	46
45	Wall No. 4 Room No. 1 Third Floor	Peeling of Plaster	47
46	All Walls & Roof Toilet No. 1 Third Floor	Dampness/Seepage	48
47	Wall No. 1, 3 & Roof Toilet No. 1 Third Floor	Damaged Portion	49
48	Floor Terrace	Peeling of Plaster	50
49	Steps Staircase GF to Lower GF Ground Floor	Damaged Portion	51
50	External Beam Varanda of Shop No.354 Ground Floor	Dampness/Seepage	52
51	External Rightside Column Shop No.354 Ground Floor	Peeling of Plaster	53
52	Roof Shade & Outer Wall Building First Floor	Peeling of Plaster	54

Summary of Areas that Could not be Surveyed

Serial No.	Location	Description	Photo No.
1	All Walls Toilet No. 1 Shop no.354, Ground Floor	Covered With Tiles	55
2	Wall No. 4 Room No. 3 Second Floor	Covered	56
3	All Walls Shop No.354 Lower Ground Floor	Covered With Material	57
4	All Walls Shop No.354 Upper Ground Floor	Covered With Material	58
5	Wall No. 1 Shop No.355 Ground Floor	Covered With Wooden Work & Material	59
6	Wall No. 4 Shop No.355 Ground Floor	Covered With Wooden Work & Material	60
7	Roof Shop No.355 Ground Floor	Covered With wooden Work	61
8	Wall No. 1 Shop No.354 Ground Floor	Covered With Material	62
9	Wall No. 2 Shop No.354 Ground Floor	Covered With Material	63



Pre - Condition Building Survey for Construction of Underground Stations from Chandpole to Bari Chouper and reversal line



Photo 1
View of Building



Photo 2
View of Shop, Ground Floor



Photo 3
Horizontal Crack on of Staircase FF to SF, Approx. Width = 0.3mm,
Approx. Length = 1.1m.
Distance from Wall no.4 = 0.25m, Height from Floor = 1.6m.




Photo 3A
Horizontal Crack on of Staircase FF to SF, Approx. Width = 0.3mm,
Approx. Length = 1.1m.
Distance from Wall no.4 = 0.25m, Height from Floor = 1.6m.



Photo 4
Inclined Crack on Wall No. 1 of Staircase FF to SF, Approx. Width =
0.2mm, Approx. Length = 0.8m.
Distance from Wall No.3 = 1m, Height from Floor = 0m.



Photo 4A
Inclined Crack on Wall No. 1 of Staircase FF to SF, Approx. Width =
0.2mm, Approx. Length = 0.8m.
Distance from Wall No.3 = 1m, Height from Floor = 0m.

Pre - Condition Building Survey for Construction of Underground Stations from Chandpole to Bari Chouper and reversal line



House No. 72, Shop No. 352
Maniharo Ka Rasta, Tripolia Bazar
Jaipur
Unique ID: CC BC DN 0014

Report Number: AIMIL/ESG/JMCEC/CC BC DN 0014/01, Rev. 00, Dated: December 2013

Building Owner
Contractor

Mr. Abdul Rahim
CEC

Client
Sub-Contractor

JMRC Limited
AIMIL Limited

Pre - Condition Building Survey for Construction of Underground Stations from Chandpole to Bari Chouper and reversal line

Table of Contents

S.No.	Particulars	Page No.
1	Introduction	2
2	Survey Details	2
3	About the Structure	3
4	Building Ownership Details	3
5	Project Details	4
6	General Building Details	4
7	Summary of Cracks	5
8	Summary of Defects other than Cracks	
9	Summary of Areas that Could not be surveyed	
10	Defect Photographs	
11	Schematic Diagram of Building	

Introduction

The Jaipur Metro Rail is being constructed to provide the city of Jaipur with a modern and technologically advanced Transit System, to provide a safe and well connected means of transport that reduces traffic congestion. The project consists of two corridors with underground and elevated sections.

The construction of underground rail and road infrastructures in metropolitan and cosmopolitan cities are mostly through developed area under challenging soil conditions.

The alignment of structure is passing through densely inhabited areas, many structures are falling in the zone of influence of construction activities. It is required to carry out the pre-condition survey of those structures. The scope of work of this survey includes carrying out pre-condition survey of those structures.

Survey Details

S.No.	Head	Particulars	Signatures
1	Date of Survey	10/12/2013	
2	AIMIL Representative		
3	CEC Representative		
4	Structural Designer of CEC		
5	JMRC/DMRC Representative		

Pre - Condition Building Survey for Construction of Underground Stations from Chandpole to Bari Chouper and reversal line

About the Structure

The structure under consideration is a Multi Story Load Bearing Structure having 3 floors. The structure was constructed in year 1933 and is 80 years old.

There are 14 defects in the structure out of which 2 are cracks. Category wise distribution of cracks is given in the table below. Overall the Building can be categorised in Category II (Slight)

Category	Number of Cracks	% of Total Cracks
Negligible (< 0.1mm)	0	0%
Very Slight (0.1 to 1mm)	1	50%
Slight (1 to 5mm)	1	50%
Moderate (5 to 15mm)	0	0%
Severe (15 to 25mm)	0	0%
Very Severe (>25mm)	0	0%

The average width of cracks is 1.35mm and average length of cracks is 1.5m. The maximum crack width is 2.5mm and minimum width is 0.2mm.

Building Ownership Details			
Unique ID/Sub ID	Premises Name	Owner	Signatures
CC-BC/DL/0014-352	Shop No. 352		
CC-BC/DL/0014-FF-SF	House No. 72		

Pre - Condition Building Survey for Construction of Underground Stations from Chandpole to Bari Chouper and reversal line

Project Details		
S. No.	Head	Particulars
1	Project	Jaipur Metro Rail Project
2	Section	Chandpole to Bari Chaupar
3	Client	JMRC Limited
4	Consultant	DMRC Limited
5	Contractor	CEC
6	Design Consultant of Contractor	Omikron Kappa - Indus Consultrans JV
7	Sub-Contractor	AIMIL Limited
8	Subject	Pre-Condition Survey Report

General Building Details (As informed verbally by Building Owner)		
S. No.	Head	Particulars
1	Building Name	House No. 72, Shop No. 352
2	Building Address	House No. 72, Shop No. 352 Maniharo Ka Rasta, Tripolia Bazar Jaipur
3	Year of Construction	1933
4	Number of Floors	G+2
5	Number of Basements	None
6	Type of Building	Commercial+Residential
7	Approximate Height	9m
8	Approximate Area	Not Known
9	Age of Building	80 years
10	Type of Structure	Load Bearing Structure
11	Type of Foundation	Not Known
12	Number of Bore Wells	None
13	Depth and Diameter of Bore	N.A.
14	Roadways	One Side
15	Presence of Equipment/Machines	None

Pre - Condition Building Survey for Construction of Underground Stations from Chandpole to Bari Chouper and reversal line

Summary of Cracks						
Defect ID	Location	Orientation	Appx. Width (mm)	Appx. Length (m)	Category	Photo No.
1	Wall No. 3 Room No. 1 Second Floor	Inclined	0.2	1.2	Very Slight	3
2	Wall No. 2 Staircase Ground Floor	Inclined	2.5	1.8	Slight	4, 4A

Summary of Defects Other Than Crack			
Defect ID	Location	Description	Photo No.
3	Wall No. 1 Room No. 1 First Floor	Peeling of Plaster	5
4	Wall No. 2 Room No. 1 First Floor	Peeling of Plaster	6
5	Wall No. 2 & 4 Toilet No. 1 First Floor	Dampness/Seepage	7
6	Steps H.No.72 First Floor	Damaged Portion	8
7	Wall No. 1 Room No. 1 Second Floor	Dampness/Seepage	9
8	Roof Room No. 1 Second Floor	Dampness/Seepage	10
9	Floor Room No. 1 Second Floor	Peeling of Plaster	11
10	Wall No. 4 Room No. 2 Second Floor	Dampness/Seepage	12
11	Staircase SF to Terrace	Dampness/Seepage	13
12	Roof & 1 Staircase FF to SF	Peeling of Plaster	14
13	Wall No. 2 Staircase FF to SF	Peeling of Plaster	15
14	Steps Staircase Ground Floor	Damaged Portion	16

Summary of Areas that Could not be Surveyed			
Serial No.	Location	Description	Photo No.
1	Wall No. 4 Room No. 1 First Floor	Covered With material	17
2	Wall No. 3 Room No. 1 First Floor	Covered With material	18
3	All Walls Room No. 2 First Floor	Covered With material	19
4	Shop No.352 Ground Floor	Covered	20



JAIPUR METRO Jaipur Metro Rail Corporation

Pre - Condition Building Survey for Construction of Underground Stations from Chandpole to Bari Chouper and reversal line



Photo 1
View of House No.72



Photo 2
View of terrace, Second Floor



Photo 3
Inclined Crack on Wall No. 3 of Room No. 1, Second Floor, Approx.
Width = 0.2mm, Approx. Length = 1.2m.
Distance from Wall no.1 = 0m, Height from Floor = 3m.



Photo 4
Inclined Crack on Wall No. 2 of Staircase, Ground Floor, Approx. Width
= 2.5mm, Approx. Length = 1.8m.
Distance from Wall no.3 = 2.3m, Height from Floor = 0m.



Photo 4A
Inclined Crack on Wall No. 2 of Staircase, Ground Floor, Approx. Width
= 2.5mm, Approx. Length = 1.8m.
Distance from Wall no.3 = 2.3m, Height from Floor = 0m.



Photo 5
Peeling of Plaster on Wall No. 1 of Room No. 1 of First Floor



JAIPUR METRO

Jaipur Metro Rail Corporation

Pre - Condition Building Survey for Construction of Underground Stations from Chandpole to Bari Chouper and reversal line



Photo 6

Peeling of Plaster on Wall No. 2 of Room No. 1 of First Floor



Photo 7

Dampness/Seepage on Wall No. 2 & 4 of Toilet No. 1 of First Floor



Photo 8

Damaged Portion on Steps of H.No.72 of First Floor



Photo 9

Dampness/Seepage on Wall No. 1 of Room No. 1 of Second Floor



Photo 10

Dampness/Seepage on Roof of Room No. 1 of Second Floor



Photo 11

Peeling of Plaster on Floor of Room No. 1 of Second Floor

Pre - Condition Building Survey for Construction of Underground Stations from Chandpole to Bari Chouper and reversal line



Photo 12

Dampness/Seepage on Wall No. 4 of Room No. 2 of Second Floor



Photo 13

Dampness/Seepage on Staircase SF to Terrace



Photo 14

Peeling of Plaster on Roof & 1 of Staircase FF to SF of



Photo 15

Peeling of Plaster on Wall No. 2 of Staircase FF to SF



Photo 16

Damaged Portion on Steps of Staircase of Ground Floor



Photo 17

Wall No. 4 of Room No. 1 of First Floor Covered With material



JAIPUR METRO Jaipur Metro Rail Corporation

Pre - Condition Building Survey for Construction of Underground Stations from Chandpole to Bari Chouper and reversal line



Photo 18

Wall No. 3 of Room No. 1 of First Floor Covered With material



Photo 19

All Walls of Room No. 2 of First Floor Covered With material



Photo 20

Shop No.352 of Ground Floor Covered

Pre - Condition Building Survey for Construction of Underground Stations from Chandpole to Bari Chouper and reversal line



House No. 70, Shop No. 350,351
Maniharo Ka Rasta, Tripolia Bazar
Jaipur
Unique ID: CC BC DN 0015

Report Number: AIMIL/ESG/JMCEC/CC BC DN 0015/01, Rev. 00, Dated: December 2013

Building Owner
Contractor

Various Owners
CEC

Client
Sub-Contractor

JMRC Limited
AIMIL Limited

Pre - Condition Building Survey for Construction of Underground Stations from Chandpole to Bari Chouper and reversal line

Table of Contents

S.No.	Particulars	Page No.
1	Introduction	2
2	Survey Details	2
3	About the Structure	3
4	Building Ownership Details	3
5	Project Details	4
6	General Building Details	4
7	Summary of Cracks	5
8	Summary of Defects other than Cracks	
9	Summary of Areas that Could not be surveyed	
10	Defect Photographs	
11	Schematic Diagram of Building	

Introduction

The Jaipur Metro Rail is being constructed to provide the city of Jaipur with a modern and technologically advanced Transit System, to provide a safe and well connected means of transport that reduces traffic congestion. The project consists of two corridors with underground and elevated sections.

The construction of underground rail and road infrastructures in metropolitan and cosmopolitan cities are mostly through developed area under challenging soil conditions.

The alignment of structure is passing through densely inhabited areas, many structures are falling in the zone of influence of construction activities. It is required to carry out the pre-condition survey of those structures. The scope of work of this survey includes carrying out pre-condition survey of those structures.

Survey Details

S.No.	Head	Particulars	Signatures
1	Date of Survey	10/12/2013	
2	AIMIL Representative		
3	CEC Representative		
4	Structural Designer of CEC		
5	JMRC/DMRC Representative		

Pre - Condition Building Survey for Construction of Underground Stations from Chandpole to Bari Chouper and reversal line

About the Structure

The structure under consideration is a Multi Story Load Bearing Structure having 4 floors and a basement. The structure was constructed in year 1913 and is 100 years old.

There are 25 defects in the structure out of which 5 are cracks. Category wise distribution of cracks is given in the table below. Overall the Building can be categorised in Category II (Slight)

Category	Number of Cracks	% of Total Cracks
Negligible (< 0.1mm)	0	0%
Very Slight (0.1 to 1mm)	3	60%
Slight (1 to 5mm)	2	40%
Moderate (5 to 15mm)	0	0%
Severe (15 to 25mm)	0	0%
Very Severe (>25mm)	0	0%

The average width of cracks is 0.69mm and average length of cracks is 0.94m. The maximum crack width is 1.5mm and minimum width is 0.3mm.

Building Ownership Details			
Unique ID/Sub ID	Premises Name	Owner	Signatures
CC-BC/DL/0015-351	Shop No. 351		
CC-BC/DL/0015-FF-TF	House No. 70		
CC-BC/DL/0015-350	Shop No. 350		

Pre - Condition Building Survey for Construction of Underground Stations from Chandpole to Bari Chouper and reversal line

Project Details		
S. No.	Head	Particulars
1	Project	Jaipur Metro Rail Project
2	Section	Chandpole to Bari Chaupar
3	Client	JMRC Limited
4	Consultant	DMRC Limited
5	Contractor	CEC
6	Design Consultant of Contractor	Omikron Kappa - Indus Consultrans JV
7	Sub-Contractor	AIMIL Limited
8	Subject	Pre-Condition Survey Report

General Building Details (As informed verbally by Building Owner)		
S. No.	Head	Particulars
1	Building Name	House No. 70, Shop No. 350,351
2	Building Address	House No. 70, Shop No. 350,351 Maniharo Ka Rasta, Tripolia Bazar
3	Year of Construction	1913
4	Number of Floors	B+G+3
5	Number of Basements	None
6	Type of Building	Commercial+Residential
7	Approximate Height	12m
8	Approximate Area	Not Known
9	Age of Building	100 years
10	Type of Structure	Load Bearing Structure
11	Type of Foundation	Not Known
12	Number of Bore Wells	None
13	Depth and Diameter of Bore	N.A.
14	Roadways	Two Side
15	Presence of Equipment/Machines	None

Pre - Condition Building Survey for Construction of Underground Stations from Chandpole to Bari Chouper and reversal line

Summary of Cracks						
Defect ID	Location	Orientation	Appx. Width (mm)	Appx. Length (m)	Category	Photo No.
1	Wall No. 1 Toilet No. 1 First Floor	Inclined	0.3	0.5	Very Slight	6, 6A
2	Wall No. 1 Room No. 1 Second Floor	Inclined	0.3	0.3	Very Slight	7, 7A
3	Wall No. 4 Room No. 2 Third Floor	Vertical	0.35	1.5	Very Slight	8, 8A
4	Wall No. 2 Staircase	Inclined	1.5	1.7	Slight	9, 9A
5	External Beam Varanda of H.No.70	Inclined	1	0.7	Slight	10

Summary of Defects Other Than Crack			
Defect ID	Location	Description	Photo No.
6	Roof Room No. 1 First Floor	Peeling of Plaster	11
7	Wall No. 1 Staircase area First Floor	Peeling of Plaster	12
8	Wall No. 2 Staircase area First Floor	Peeling of Plaster	13
9	Wall No. 4 Toilet No. 1 First Floor	Peeling of Plaster	14
10	Wall No. 4 Staircase area First Floor	Peeling of Plaster	15
11	Wall No. 3 Staircase area First Floor	Damaged Portion	16
12	Wall No. 4 Staircase area First Floor	Peeling of Plaster	17
13	Roof Staircase area Second Floor	Peeling of Plaster	18
14	Wall No. 2 Room No. 2 Third Floor	Peeling of Plaster	19
15	Wall No. 4 Room No. 2 Third Floor	Peeling of Plaster	20
16	Wall No. 2 & Roof Room No. 2 Third Floor	Peeling of Plaster	21
17	Wall No. 3 Room No. 2 Third Floor	Peeling of Plaster	22
18	Perapet Wall Terrace	Damaged Portion	23
19	Roof Staircase TF to Terrace	Peeling of Plaster	24
20	Wall No. 2 Staircase GF to FF	Peeling of Plaster	25
21	Roof Staircase	Damaged Portion	26
22	Wall No. 1 Staircase	Peeling of Plaster	27
23	Wall No. 3 Staircase	Damaged Portion	28
24	Steps Staircase	Damaged Portion	29
25	External Beam Varanda of H.No.70	Peeling of Plaster	30

Summary of Areas that Could not be Surveyed			
Serial No.	Location	Description	Photo No.
1	Wall No. 1 & 4 Shop No.351 Ground Floor	Covered with Glass Work & Material	31
2	Wall No. 2 Shop No.351 Ground Floor	Covered with Glass Work & Material	32
3	Wall No. 1 Shop No.351 Basement	Covered with Wooden Work & Material	33
4	Roof Shop No.351 Basement	Covered with Falls Ceiling	34
5	Wall No. 2 Shop No.351 Basement	Covered with Wooden Work & Material	35
6	Wall No. 4 Room No. 1 First Floor	Covered with Wooden Work & Material	36
7	All Walls Room No. 2 First Floor	Covered with Wooden Work & Material	37
8	Roof Room No. 2 First Floor	Covered with Wooden work	38
9	Room No. 2 Second Floor	Locked	39
10	Wall No. 4 Room No. 1 Third Floor	Covered with Material	40
11	Room No. 3 Third Floor	Locked	41

12	Wall No. 1 Shop No.350 (Part A) Ground Floor	Covered With Wooden Racks & Material	42
13	Wall No. 2 Shop No.350 (Part A) Ground Floor	Covered With Wooden Racks & Material	43
14	All Walls Shop No.350 (Part B) Ground Floor	Covered With Wooden Racks & Material	44



Pre - Condition Building Survey for Construction of Underground Stations from Chandpole to Bari Chouper and reversal line



Photo 1
View of Shop No.350



Photo 2
View of Shop no.351, Ground Floor



Photo 3
View of House No.70, Ground Floor



Photo 4
View of Bathroom, Terrace



Photo 5
View of Terrace, Terrace



Photo 6
Inclined Crack on Wall No. 1 of Toilet No. 1, First Floor, Approx. Width = 0.3mm, Approx. Length = 0.5m.
Distance from Wall No.3 = 2m, Height from Floor = 0.4m.

Pre - Condition Building Survey for Construction of Underground Stations from Chandpole to Bari Chouper and reversal line



Photo 6A

Inclined Crack on Wall No. 1 of Toilet No. 1, First Floor, Approx. Width = 0.3mm, Approx. Length = 0.5m.
Distance from Wall No.3 = 2m, Height from Floor = 0.4m.



Photo 7

Inclined Crack on Wall No. 1 of Room No. 1, Second Floor
Approx. Width = 0.3mm, Approx. Length = 0.3m.
Distance from Wall No.4 = 1.2m, Height from Floor = 1.6m.



Photo 7A

Inclined Crack on Wall No. 1 of Room No. 1, Second Floor
Approx. Width = 0.3mm, Approx. Length = 0.3m.
Distance from Wall No.4 = 1.2m, Height from Floor = 1.6m.



Photo 8

Vertical Crack on Wall No. 4 of Room No. 2, Third Floor, Approx. Width = 0.35mm, Approx. Length = 1.5m.
Distance from Wall no.2 = 0m, Height from Floor = 1m.



Photo 8A

Vertical Crack on Wall No. 4 of Room No. 2, Third Floor, Approx. Width = 0.35mm, Approx. Length = 1.5m.
Distance from Wall no.2 = 0m, Height from Floor = 1m.



Photo 9

Inclined Crack on Wall No. 2 of Staircase, Approx. Width = 1.5mm, Approx. Length = 1.7m.
Distance from Wall no.3 = 2.5m, Height from Floor = 0m.

Pre - Condition Building Survey for Construction of Underground Stations from Chandpole to Bari Chouper and reversal line



Photo 9A

Inclined Crack on Wall No. 2 of Staircase, Approx. Width = 1.5mm,
Approx. Length = 1.7m.
Distance from Wall no.3 = 2.5m, Height from Floor = 0m.



Photo 10

Inclined Crack on External Beam of Varanda of H.No.70, Approx. Width
= 1mm, Approx. Length = 0.7m.
Distance from = Backside External Columnm, Height from Floor = 2m.



Photo 11

Peeling of Plaster on Roof of Room No. 1 of First Floor



Photo 12

Peeling of Plaster on Wall No. 1 of Staircase area of First Floor



Photo 13

Peeling of Plaster on Wall No. 2 of Staircase area of First Floor



Photo 14

Peeling of Plaster on Wall No. 4 of Toilet No. 1 of First Floor



JAIPUR METRO Jaipur Metro Rail Corporation

Pre - Condition Building Survey for Construction of Underground Stations from Chandpole to Bari Chouper and reversal line



Photo 15

Peeling of Plaster on Wall No. 4 of Staircase area of First Floor



Photo 16

Damaged Portion on Wall No. 3 of Staircase area of First Floor



Photo 17

Peeling of Plaster on Wall No. 4 of Staircase area of First Floor



Photo 18

Peeling of Plaster on Roof of Staircase area of Second Floor



Photo 19

Peeling of Plaster on Wall No. 2 of Room No. 2 of Third Floor



Photo 20

Peeling of Plaster on Wall No. 4 of Room No. 2 of Third Floor

Pre - Condition Building Survey for Construction of Underground Stations from Chandpole to Bari Chouper and reversal line



Photo 21

Peeling of Plaster on Wall No. 2 & Roof of Room No. 2 of Third Floor



Photo 22

Peeling of Plaster on Wall No. 3 of Room No. 2 of Third Floor



Photo 23

Damaged Portion on Perapet Wall of Terrace



Photo 24

Peeling of Plaster on Roof of Staircase TF to Terrace of Terrace



Photo 25

Peeling of Plaster on Wall No. 2 of Staircase GF to FF



Photo 26

Damaged Portion on Roof of Staircase

Pre - Condition Building Survey for Construction of Underground Stations from Chandpole to Bari Chouper and reversal line



Photo 27
Peeling of Plaster on Wall No. 1 of Staircase



Photo 28
Damaged Portion on Wall No. 3 of Staircase



Photo 29
Damaged Portion on Steps of Staircase of



Photo 30
Peeling of Plaster on External Beam of Varanda of H.No.70 of



Photo 31
Wall No. 1 & 4 of Shop No.351 of Ground Floor Covered with Glass Work & Material



Photo 32
Wall No. 2 of Shop No.351 of Ground Floor Covered with Glass Work & Material

Pre - Condition Building Survey for Construction of Underground Stations from Chandpole to Bari Chouper and reversal line



Photo 33

Wall No. 1 of Shop No.351 of Basement Covered with Wooden Work & Material



Photo 34

Roof of Shop No.351 of Basement Covered with Falls Ceiling



Photo 35

Wall No. 2 of Shop No.351 of Basement Covered with Wooden Work & Material



Photo 36

Wall No. 4 of Room No. 1 of First Floor Covered with Wooden Work & Material



Photo 37

All Walls of Room No. 2 of First Floor Covered with Wooden Work & Material



Photo 38

Roof of Room No. 2 of First Floor Covered with Wooden work

Pre - Condition Building Survey for Construction of Underground Stations from Chandpole to Bari Chouper and reversal line



Photo 39
Room No. 2 of Second Floor Locked



Photo 40
Wall No. 4 of Room No. 1 of Third Floor Covered with Material



Photo 41
Room No. 3 of Third Floor Locked



Photo 42
Wall No. 1 of Shop No.350 (Part A) of Ground Floor Covered With Wooden Racks & Material



Photo 43
Wall No. 2 of Shop No.350 (Part A) of Ground Floor Covered With Wooden Racks & Material



Photo 44
All Walls of Shop No.350 (Part B) of Ground Floor Covered With Wooden Racks & Material

Pre - Condition Building Survey for Construction of Underground Stations from Chandpole to Bari Chouper and reversal line



Shop No. 44
Tripola Bazar
Jaipur
Unique ID: CC BC DN 0016

Report Number: AIMIL/ESG/JMCEC/CC BC DN 0016/01, Rev. 00, Dated: January 2014

Building Owner
Contractor

Mr. Sarju Das
CEC

Client
Sub-Contractor

JMRC Limited
AIMIL Limited

Pre - Condition Building Survey for Construction of Underground Stations from Chandpole to Bari Chouper and reversal line

Table of Contents

S.No.	Particulars	Page No.
1	Introduction	2
2	Survey Details	2
3	About the Structure	3
4	Building Ownership Details	3
5	Project Details	4
6	General Building Details	4
7	Summary of Cracks	5
8	Summary of Defects other than Cracks	
9	Summary of Areas that Could not be surveyed	
10	Defect Photographs	
11	Schematic Diagram of Building	

Introduction

The Jaipur Metro Rail is being constructed to provide the city of Jaipur with a modern and technologically advanced Transit System, to provide a safe and well connected means of transport that reduces traffic congestion. The project consists of two corridors with underground and elevated sections.

The construction of underground rail and road infrastructures in metropolitan and cosmopolitan cities are mostly through developed area under challenging soil conditions.

The alignment of structure is passing through densely inhabited areas, many structures are falling in the zone of influence of construction activities. It is required to carry out the pre-condition survey of those structures. The scope of work of this survey includes carrying out pre-condition survey of those structures.

Survey Details

S.No.	Head	Particulars	Signatures
1	Date of Survey	20/12/2013	
2	AIMIL Representative		
3	CEC Representative		
4	Structural Designer of CEC		
5	JMRC/DMRC Representative		

Pre - Condition Building Survey for Construction of Underground Stations from Chandpole to Bari Chouper and reversal line

About the Structure

The structure under consideration is a Single Story Load Bearing Structure . The structure was constructed in year 1994 and is 19 years old.

There are 0 defects in the structure out of which 0 are cracks. Category wise distribution of cracks is given in the table below. Overall the Building can be categorised in Category 0 (Negligible)

Category	Number of Cracks	% of Total Cracks
Negligible (< 0.1mm)	0	0%
Very Slight (0.1 to 1mm)	0	0%
Slight (1 to 5mm)	0	0%
Moderate (5 to 15mm)	0	0%
Severe (15 to 25mm)	0	0%
Very Severe (>25mm)	0	0%

Building Ownership Details			
Unique ID/Sub ID	Premises Name	Owner	Signatures
CC-BC/DL/0016	Sri Ram jewellers		

Pre - Condition Building Survey for Construction of Underground Stations from Chandpole to Bari Chouper and reversal line

Project Details		
S. No.	Head	Particulars
1	Project	Jaipur Metro Rail Project
2	Section	Chandpole to Bari Chaupar
3	Client	JMRC Limited
4	Consultant	DMRC Limited
5	Contractor	CEC
6	Design Consultant of Contractor	Omikron Kappa - Indus Consultrans JV
7	Sub-Contractor	AIMIL Limited
8	Subject	Pre-Condition Survey Report

General Building Details (As informed verbally by Building Owner)		
S. No.	Head	Particulars
1	Building Name	Shop No. 44
2	Building Address	Shop No. 44 Tripola Bazar Jaipur
3	Year of Construction	1994
4	Number of Floors	G
5	Number of Basements	None
6	Type of Building	Commercial
7	Approximate Height	3m
8	Approximate Area	Not Known
9	Age of Building	19 years
10	Type of Structure	Load Bearing Structure
11	Type of Foundation	Not Known
12	Number of Bore Wells	None
13	Depth and Diameter of Bore	N.A.
14	Roadways	One Side
15	Presence of Equipment/Machines	None

Pre - Condition Building Survey for Construction of Underground Stations from Chandpole to Bari Chouper and reversal line

Summary of Cracks						
Defect ID	Location	Orientation	Appx. Width (mm)	Appx. Length (m)	Category	Photo No.

Summary of Defects Other Than Crack			
Defect ID	Location	Description	Photo No.

Summary of Areas that Could not be Surveyed			
Serial No.	Location	Description	Photo No.
1	Wall No. 1, 2 & 4	Covered With Material	2
2	Roof	Covered With False Ceiling	3

Pre - Condition Building Survey for Construction of Underground Stations from Chandpole to Bari Chouper and reversal line



Photo 1
View of Shop No.44 Sh.Ram Jewellers



Photo 2
Wall No. 1, 2 & 4 of of Covered With Material



Photo 3
Roof of Covered With False Ceiling

Pre - Condition Building Survey for Construction of Underground Stations from Chandpole to Bari Chouper and reversal line



Shri Digamber Jain Accharya Sanskrit Mahavidhale
Maniharo Ka Rasta, Tripolia Bazar
Jaipur
Unique ID: CC BC DN 0017

Report Number: AIMIL/ESG/JMCEC/CC BC DN 0017/01, Rev. 00, Dated: December 2013

Building Owner
Contractor

Dr. Sita Chand
CEC

Client
Sub-Contractor

JMRC Limited
AIMIL Limited

Pre - Condition Building Survey for Construction of Underground Stations from Chandpole to Bari Chouper and reversal line

Table of Contents

S.No.	Particulars	Page No.
1	Introduction	2
2	Survey Details	2
3	About the Structure	3
4	Building Ownership Details	3
5	Project Details	4
6	General Building Details	4
7	Summary of Cracks	5
8	Summary of Defects other than Cracks	
9	Summary of Areas that Could not be surveyed	
10	Defect Photographs	
11	Schematic Diagram of Building	

Introduction

The Jaipur Metro Rail is being constructed to provide the city of Jaipur with a modern and technologically advanced Transit System, to provide a safe and well connected means of transport that reduces traffic congestion. The project consists of two corridors with underground and elevated sections.

The construction of underground rail and road infrastructures in metropolitan and cosmopolitan cities are mostly through developed area under challenging soil conditions.

The alignment of structure is passing through densely inhabited areas, many structures are falling in the zone of influence of construction activities. It is required to carry out the pre-condition survey of those structures. The scope of work of this survey includes carrying out pre-condition survey of those structures.

Survey Details

S.No.	Head	Particulars	Signatures
1	Date of Survey	20/12/2013	
2	AIMIL Representative		
3	CEC Representative		
4	Structural Designer of CEC		
5	JMRC/DMRC Representative		

Pre - Condition Building Survey for Construction of Underground Stations from Chandpole to Bari Chouper and reversal line

About the Structure

The structure under consideration is a Multi Story Load Bearing Structure having 3 floors and a basement. The structure was constructed in year 1863 and is 150 years old.

There are 146 defects in the structure out of which 65 are cracks. Category wise distribution of cracks is given in the table below. Overall the Building can be categorised in Category III (Moderate)

Category	Number of Cracks	% of Total Cracks
Negligible (< 0.1mm)	0	0%
Very Slight (0.1 to 1mm)	36	55.38%
Slight (1 to 5mm)	20	30.77%
Moderate (5 to 15mm)	9	13.85%
Severe (15 to 25mm)	0	0%
Very Severe (>25mm)	0	0%

The average width of cracks is 1.55mm and average length of cracks is 1.68m. The maximum crack width is 10mm and minimum width is 0.2mm.

Building Ownership Details			
Unique ID/Sub ID	Premises Name	Owner	Signatures
CC-BC/DL/0017	Shri Digamber Jain Accharya Sanskrit Mahavidhaley		

Pre - Condition Building Survey for Construction of Underground Stations from Chandpole to Bari Chouper and reversal line

Project Details		
S. No.	Head	Particulars
1	Project	Jaipur Metro Rail Project
2	Section	Chandpole to Bari Chaupar
3	Client	JMRC Limited
4	Consultant	DMRC Limited
5	Contractor	CEC
6	Design Consultant of Contractor	Omikron Kappa - Indus Consultrans JV
7	Sub-Contractor	AIMIL Limited
8	Subject	Pre-Condition Survey Report

General Building Details (As informed verbally by Building Owner)		
S. No.	Head	Particulars
1	Building Name	Shri Digamber Jain Accharya Sanskrit Mahavidhale
2	Building Address	Maniharo Ka Rasta, Tripolia Bazar Jaipur
3	Year of Construction	1863
4	Number of Floors	B+G+2
5	Number of Basements	1
6	Type of Building	Commercial
7	Approximate Height	9m
8	Approximate Area	Not Known
9	Age of Building	150 years
10	Type of Structure	Load Bearing Structure
11	Type of Foundation	Not Known
12	Number of Bore Wells	None
13	Depth and Diameter of Bore	N.A.
14	Roadways	One Side
15	Presence of Equipment/Machines	None

Pre - Condition Building Survey for Construction of Underground Stations from Chandpole to Bari Chouper and reversal line

Summary of Cracks						
Defect ID	Location	Orientation	Appx. Width (mm)	Appx. Length (m)	Category	Photo No.
1	Wall No. 3 Varanda Ground Floor	Inclined	0.35	1	Very Slight	7, 7A
2	Wall No. 3 & Roof Varanda Ground Floor	Inclined	0.35	2	Very Slight	8
3	Wall No. 1 Open sky Ground Floor	Vertical	8	2	Moderate	9
4	Roof Hall No. 1 Ground Floor	Inclined	0.3	3	Very Slight	10
5	Wall No. 4 Hall No. 1 Ground Floor	Inclined	0.4	1.5	Very Slight	11, 11A
6	Wall No. 4 Room No. 1 Part A of Room. Ground Floor	Horizontal	2.5	0.7	Slight	12
7	Roof Room No. 1 Part A of Room. Ground Floor	Inclined	0.3	2	Very Slight	13
8	Wall No. 3 Room No. 1 Part A of Room. Ground Floor	Inclined	0.6	1.5	Very Slight	14, 14A
9	Wall No. 3 Room No. 2 Ground Floor	Inclined	0.35	1.5	Very Slight	15, 15A
10	Roof Room No. 2 Ground Floor	Inclined	0.5	2	Very Slight	16
11	Roof Varanda No.2 Ground Floor	Inclined	1	2	Slight	17
12	Wall No. 1 Lobby no.2 Ground Floor	Inclined	1.5	0.2	Slight	18, 18A
13	Wall No. 3 & Roof Passage Ground Floor	Inclined	0.4	2.5	Very Slight	19
14	Roof Hall No. 1 Basement	Inclined	0.6	1	Very Slight	20
15	Wall No. 3 Hall No. 1 Basement	Inclined	0.6	1	Very Slight	21
16	Wall No. 2 & Roof Hall No. 2 Basement	Inclined	0.25	1.6	Very Slight	22
17	Room No. 1 First Floor	Inclined	1	2	Slight	23
18	Wall No. 4 Room No. 1 First Floor	Inclined	0.5	1	Very Slight	24
19	Roof Room No. 1 First Floor	Inclined	0.8	2	Very Slight	25
20	Wall No. 2 Room No. 2 First Floor	Inclined	1	1	Slight	26
21	Roof Room No. 2 First Floor	Inclined	1.5	2	Slight	27
22	Roof & 2 Room No. 2 First Floor	Inclined	1	2	Slight	28
23	Wall No. 4 Room No. 2 First Floor	Inclined	1	1.8	Slight	29, 29A
24	Wall No. 4 Room No. 2 First Floor	Inclined	0.35	2	Very Slight	30, 30A
25	Wall No. 4 Room No. 2 First Floor	Vertical	0.5	1	Very Slight	31
26	Wall No. 4 Room No. 2 First Floor	Inclined	1	2	Slight	32
27	Floor Hall No. 2 Part A of Hall. First Floor	Inclined	0.3	1	Very Slight	33
28	Wall No. 3 Open sky First Floor	Inclined	0.35	0.7	Very Slight	34, 34A
29	Wall No. 1 & 3 Open Sky First Floor	Vertical	5	2.5	Moderate	35
30	Wall No. 4 & Shade Open Sky First Floor	Inclined	5	2	Moderate	36
31	Roof Hall No. 3 Part A of Hall. First Floor	Horizontal	0.4	1	Very Slight	37
32	Roof Hall No. 3 Part B of Hall. First Floor	Inclined	0.8	2	Very Slight	38
33	Wall No. 3 Hall No. 3 Part A of Hall. First Floor	Inclined	0.5	1.5	Very Slight	39, 39A
34	Roof Hall No. 3 Part A of Hall. First Floor	Inclined	0.5	1.5	Very Slight	40
35	Wall No. 4 Hall No. 3 Part A of Hall. First Floor	Inclined	0.2	0.5	Very Slight	41
36	Wall No. 1, 3 & Roof Passage No.1 First Floor	Inclined	1	3	Slight	42
37	Wall No. 3 & Roof Passage No.1 First Floor	Inclined	1	2	Slight	43
38	Wall No. 3 & Roof Passage No.1 First Floor	Inclined	1	2	Slight	44
39	Wall No. 3 & Roof Hall No. 1 First Floor	Inclined	5	3	Moderate	45, 45A
40	Wall No. 4 Hall No. 1 First Floor	Inclined	1.5	2	Slight	46
41	Wall No. 4 Hall No. 1 First Floor	Inclined	1.5	2	Slight	47
42	Wall No. 2 Hall No. 1 First Floor	Inclined	2	2	Slight	48
43	Wall No. 1 Passage No.2 First Floor	Inclined	0.6	1	Very Slight	49, 49A

44	Wall No. 1 Room No. 5 First Floor	Inclined	0.3	0.3	Very Slight	50
45	Wall No. 3 Open sky No.2 First Floor	Inclined	0.3	2.3	Very Slight	51, 51A
46	Wall No. 1 & Shade Open sky No.2 First Floor	Inclined	5	2	Moderate	52
47	Wall No. 4 Room No. 6 First Floor	Inclined	0.5	1	Very Slight	53
48	Roof Room No. 6 First Floor	Inclined	0.5	1	Very Slight	54
49	Roof Room No. 7 First Floor	Inclined	0.5	3	Very Slight	55
50	Roof Room No. 8 First Floor	Inclined	0.5	3	Very Slight	56
51	Perapet wall Staircase Second Floor	Inclined	1	1	Slight	57
52	Perapet wall No.2 Staircase Second Floor	Inclined	1	1	Slight	58
53	Wall No. 3 Open Sky Second Floor	Inclined	2.5	2	Slight	59, 59A
54	Wall No. 1 Hall No. 1 Second Floor	Inclined	5	3	Moderate	60
55	Wall No. 1 Hall No. 1 Second Floor	Inclined	0.5	2	Very Slight	61
56	Wall No. 3 Hall No. 1 Second Floor	Inclined	0.5	2	Very Slight	62
57	Wall No. 2 Hall No. 2 Second Floor	Inclined	0.6	2.5	Very Slight	63, 63A
58	Wall No. 2 Hall No. 2 Second Floor	Inclined	0.6	1	Very Slight	64
59	Wall No. Floor Open Sky Second Floor	Inclined	4	2	Slight	65
60	Wall No. 4 Hall No. 3 Second Floor	Inclined	0.5	1	Very Slight	66
61	Wall No. 4 Hall No. 3 Second Floor	Inclined	0.9	1	Very Slight	67
62	Wall No. 4 & 2 Open Sky Second Floor	Inclined	5	1	Moderate	68
63	Wall No. 3 & Shade Open Sky Second Floor	Inclined	7	1	Moderate	69
64	Staircase FF to SF Second Floor	Vertical	1	1.2	Slight	70, 70A
65	Outside Front Wall no.3 Building Ground Floor	Inclined	10	3	Moderate	71

Summary of Defects Other Than Crack			
Defect ID	Location	Description	Photo No.
66	Roof Varanda Ground Floor	Dampness/Seepage	72
67	Wall No. 3 & 2 Varanda Ground Floor	Dampness/Seepage	73
68	Wall No. 4 Varanda Ground Floor	Damaged Portion	74
69	Wall No. 3 Open sky Ground Floor	Peeling of Plaster	75
70	Wall No. 2 Open sky Ground Floor	Peeling of Plaster	76
71	Wall No. 2, 3 & Roof Hall No. 1 Ground Floor	Dampness/Seepage	77
72	Wall No. 1 Hall No. 1 Ground Floor	Peeling of Plaster	78
73	Wall No. 1 & 4 Room No. 1 Part A of Room. Ground Floor	Damaged Portion	79
74	Roof Room No. 1 Part b of Room. Ground Floor	Dampness/Seepage	80
75	Wall No. 2 Room No. 1 Part b of Room. Ground Floor	Dampness/Seepage	81
76	Floor Hall No. 1 Ground Floor	Damaged Portion	82
77	Roof Varanda No.2 Ground Floor	Peeling of Plaster	83
78	Shade Varanda No.2 Ground Floor	Damaged Portion	84
79	Wall No. 4 Lobby No.1 Ground Floor	Peeling of Plaster	85
80	Wall No. 2 Lobby No.1 Ground Floor	Peeling of Plaster	86
81	Frontside Wall Temple Ground Floor	Peeling of Plaster	87
82	Wall No. 6 Lobby no.2 Ground Floor	Dampness/Seepage	88
83	Wall No. 4 & Roof Lobby no.2 Ground Floor	Dampness/Seepage	89
84	Wall No. 1 Lobby no.2 Ground Floor	Dampness/Seepage	90
85	Wall No. 4 Hall No. 2 Ground Floor	Dampness/Seepage	91
86	Wall No. 2 Hall No. 2 Ground Floor	Dampness/Seepage	92
87	Roof Hall No. 2 Ground Floor	Dampness/Seepage	93
88	All Walls & Roof Bathroom No. Ground Floor	Dampness/Seepage	94
89	All Walls & Roof Bathroom No. Ground Floor	Dampness/Seepage	95
90	All Walls & Roof Toilet No. 1 Ground Floor	Dampness/Seepage	96
91	All Walls & Roof Toilet No. 2 Ground Floor	Dampness/Seepage	97
92	All Walls & Roof Toilet No. 3 Ground Floor	Dampness/Seepage	98

93	Wall No. 4 & Roof Passage Ground Floor	Dampness/Seepage	99
94	Roof Passage Ground Floor	Dampness/Seepage	100
95	Frontside Wall No.3 Temple Ground Floor	Damaged Portion	101
96	Roof Passage Basement	Dampness/Seepage	102
97	Wall No. 1 Passage Basement	Dampness/Seepage	103
98	Outside Wall no.3 Hall No. 6 Basement	Dampness/Seepage	104
99	Wall No. 4 Hall No. 6 Basement	Peeling of Plaster	105
100	Wall No. 1, 3 & Roof Hall No. 6 Basement	Dampness/Seepage	106
101	Wall No. 1 Hall No. 1 Basement	Peeling of Plaster	107
102	Wall No. 1, 4 & Roof Hall No. 4 Part A of Hall, Basement	Dampness/Seepage	108
103	Wall No. 2, 4 & Roof Part B of Hall Basement	Dampness/Seepage	109
104	Wall No. 1, 3, 4 & Roof Part B of Hall Basement	Dampness/Seepage	110
105	Floor Hall No. 4 Basement	Peeling of Plaster	111
106	Wall No. 2, 4 & Roof Hall No. 5 Basement	Dampness/Seepage	112
107	Roof Room No. 1 First Floor	Peeling of Plaster	113
108	Wall No. 3 Room No. 1 First Floor	Dampness/Seepage	114
109	Wall No. 3 Room No. 1 First Floor	Dampness/Seepage	115
110	Wall No. 4 Room No. 1 First Floor	Dampness/Seepage	116
111	Wall No. 1 & 4 Room No. 2 First Floor	Dampness/Seepage	117
112	Wall No. 2 Hall No. 2 Part A of Hall. First Floor	Damaged Portion	118
113	Floor Hall No. 2 Part A of Hall. First Floor	Peeling of Plaster	119
114	Wall No. 4 Room No. 3 First Floor	Dampness/Seepage	120
115	Wall No. 1 Room No. 3 First Floor	Peeling of Plaster	121
116	Wall No. 4 Hall No. 2 Part B of Hall. First Floor	Dampness/Seepage	122
117	Floor Hall No. 2 Part B of Hall. First Floor	Peeling of Plaster	123
118	Wall No. 4 Open Sky First Floor	Peeling of Plaster	124
119	Wall No. 1 & Roof Hall No. 3 Part A of Hall. First Floor	Dampness/Seepage	125
120	Roof Hall No. 3 Part B of Hall. First Floor	Peeling of Plaster	126
121	Wall No. 4 Hall No. 3 Part B of Hall. First Floor	Peeling of Plaster	127
122	Wall No. 1 Hall No. 3 Part C of Hall. First Floor	Dampness/Seepage	128
123	Roof Hall No. 3 Part A of Hall. First Floor	Peeling of Plaster	129
124	Roof Hall No. 3 Part A of Hall. First Floor	Dampness/Seepage	130
125	Wall No. 1, 3 & Roof Passage No.1 First Floor	Dampness/Seepage	131
126	Floor Passage No.1 First Floor	Peeling of Plaster	132
127	Wall No. 3 Passage No.1 First Floor	Damaged Portion	133
128	Roof Room No. 4 First Floor	Dampness/Seepage	134
129	Wall No. 3 Room No. 4 First Floor	Dampness/Seepage	135
130	Wall No. 4 Passage First Floor	Damaged Portion	136
131	Wall No. 2 Hall No. 1 First Floor	Peeling of Plaster	137
132	Roof Passage No.2 First Floor	Damaged Portion	138
133	Roof Room No. 5 First Floor	Dampness/Seepage	139
134	Wall No. 3 Room No. 5 First Floor	Dampness/Seepage	140
135	Roof Room No. 5 First Floor	Damaged Portion	141
136	Roof Room No. 6 First Floor	Peeling of Plaster	142
137	Wall No. 2 Room No. 7 First Floor	Dampness/Seepage	143
138	Roof Kitchen First Floor	Dampness/Seepage	144
139	Roof Kitchen First Floor	Peeling of Plaster	145
140	Roof Room No. 8 First Floor	Peeling of Plaster	146
141	Floor Open Sky Second Floor	Damaged Portion	147
142	Roof Hall No. 2 Second Floor	Dampness/Seepage	148
143	Roof Hall No. 2 Second Floor	Dampness/Seepage	149
144	Floor Hall No. 3 Second Floor	Peeling of Plaster	150

145	Outside Front Wall no.3 Building First Floor	Damaged Portion	151
146	Outside Front Wall no.3 Building Second Floor	Damaged Portion	152

Summary of Areas that Could not be Surveyed

Serial No.	Location	Description	Photo No.
1	Wall No. 2 Kitchen Ground Floor	Upper Portion Covered With almira	153
2	Temple Ground Floor	Locked	154
3	Temple Ground Floor	Locked	155
4	Wall No. All Walls & Floor Passage Ground Floor	Covered with tiles	156
5	Shop No.2 Ground Floor	Locked	157
6	Wall No. 2 Room No. 1 First Floor	Covered with almira	158
7	Wall No. 4 Hall No. 3 Part A of Hall. First Floor	Half Wall cover with Almira	159
8	Wall No. 1 & 2 First Floor		160



Pre - Condition Building Survey for Construction of Underground Stations from Chandpole to Bari Chouper and reversal line



Photo 1
View of Digamber Jain Sanskrit Mahavidhaley



Photo 2
View of Digamber Jain Sanskrit Mahavidhaley,



Photo 3
View of Store, Ground Floor



Photo 4
View of Shop No.1, Ground Floor



Photo 5
View of Tinshed Store, Second Floor



Photo 6
, Ground Floor

Pre - Condition Building Survey for Construction of Underground Stations from Chandpole to Bari Chouper and reversal line



Photo 7

Inclined Crack on Wall No. 3 of Varanda, Ground Floor
Approx. Width = 0.35mm, Approx. Length = 1m.
Distance from Wall No.2 = 2.3m, Height from Floor = 0.3m.



Photo 7A

Inclined Crack on Wall No. 3 of Varanda, Ground Floor
Approx. Width = 0.35mm, Approx. Length = 1m.
Distance from Wall No.2 = 2.3m, Height from Floor = 0.3m.



Photo 8

Inclined Crack on Wall No. 3 & Roof of Varanda, Ground Floor
Approx. Width = 0.35mm, Approx. Length = 2m.
Distance from Wall No.2 = 2.5m, Height from Floor = 1.75m.



Photo 9

Vertical Crack on Wall No. 1 of Open sky, Ground Floor
Approx. Width = 8mm, Approx. Length = 2m.
Distance from = m, Height from Floor = m.



Photo 10

Inclined Crack on Roof of Hall No. 1, Ground Floor
Approx. Width = 0.3mm, Approx. Length = 3m.
Distance from = m, Height from Floor = m.



Photo 11

Inclined Crack on Wall No. 4 of Hall No. 1, Ground Floor
Approx. Width = 0.4mm, Approx. Length = 1.5m.
Distance from Wall No.1 = 1m, Height from Floor = 1m.

Pre - Condition Building Survey for Construction of Underground Stations from Chandpole to Bari Chouper and reversal line



Photo 11A

Inclined Crack on Wall No. 4 of Hall No. 1, Ground Floor
Approx. Width = 0.4mm, Approx. Length = 1.5m.
Distance from Wall No.1 = 1m, Height from Floor = 1m.



Photo 12

Horizontal Crack on Wall No. 4 of Room No. 1, Part A of Room. Ground Floor
Approx. Width = 2.5mm, Approx. Length = 0.7m. Distance from Wall no.1 = 0.4m, Height from Floor = 2.3m.



Photo 13

Inclined Crack on Roof of Room No. 1, Part A of Room. Ground Floor
Approx. Width = 0.3mm, Approx. Length = 2m.



Photo 14

Inclined Crack on Wall No. 3 of Room No. 1, Part A of Room. Ground Floor
Approx. Width = 0.6mm, Approx. Length = 1.5m. Distance from Wall no.1 = 0.8m, Height from Floor = 1.5m.



Photo 14A

Inclined Crack on Wall No. 3 of Room No. 1, Part A of Room. Ground Floor
Approx. Width = 0.6mm, Approx. Length = 1.5m. Distance from Wall no.1 = 0.8m, Height from Floor = 1.5m.



Photo 15

Inclined Crack on Wall No. 3 of Room No. 2, Ground Floor
Approx. Width = 0.35mm, Approx. Length = 1.5m.
Distance from Wall No.2 = 0.7m, Height from Floor = 1m.

Pre - Condition Building Survey for Construction of Underground Stations from Chandpole to Bari Chouper and reversal line



Photo 15A

Inclined Crack on Wall No. 3 of Room No. 2, Ground Floor
Approx. Width = 0.35mm, Approx. Length = 1.5m.
Distance from Wall No.2 = 0.7m, Height from Floor = 1m.



Photo 16

Inclined Crack on Roof of Room No. 2, Ground Floor
Approx. Width = 0.5mm, Approx. Length = 2m.



Photo 17

Inclined Crack on Roof of Varanda No.2, Ground Floor
Approx. Width = 1mm, Approx. Length = 2m.



Photo 18

Inclined Crack on Wall No. 1 of Lobby no.2, Ground Floor
Approx. Width = 1.5mm, Approx. Length = 0.2m.
Distance from Wall No.4 = 2.5m, Height from Floor = 0.3m.



Photo 18A

Inclined Crack on Wall No. 1 of Lobby no.2, Ground Floor
Approx. Width = 1.5mm, Approx. Length = 0.2m.
Distance from Wall No.4 = 2.5m, Height from Floor = 0.3m.



Photo 19

Inclined Crack on Wall No. 3 & Roof of Passage , Ground Floor
Approx. Width = 0.4mm, Approx. Length = 2.5m.
Distance from Wall No.1 = 0.4m, Height from Floor = 2m.

Pre - Condition Building Survey for Construction of Underground Stations from Chandpole to Bari Chouper and reversal line



Photo 20
Inclined Crack on Roof of Hall No. 1, Basement
Approx. Width = 0.6mm, Approx. Length = 1m.



Photo 21
Inclined Crack on Wall No. 3 of Hall No. 1, Basement
Approx. Width = 0.6mm, Approx. Length = 1m.



Photo 22
Inclined Crack on Wall No. 2 & Roof of Hall No. 2, Basement
Approx. Width = 0.25mm, Approx. Length = 1.6m.
Distance from Wall no.4 = 0.4m, Height from Floor = 1.5m.



Photo 23
Inclined Crack on Room No. 1, First Floor
Approx. Width = 1mm, Approx. Length = 2m.



Photo 24
Inclined Crack on Wall No. 4 of Room No. 1, First Floor
Approx. Width = 0.5mm, Approx. Length = 1m.
Distance from Wall no.2 = 3m, Height from Floor = 1.6m.



Photo 25
Inclined Crack on Roof of Room No. 1, First Floor
Approx. Width = 0.8mm, Approx. Length = 2m.

Pre - Condition Building Survey for Construction of Underground Stations from Chandpole to Bari Chouper and reversal line



Photo 26

Inclined Crack on Wall No. 2 of Room No. 2, First Floor
Approx. Width = 1mm, Approx. Length = 1m.



Photo 27

Inclined Crack on Roof of Room No. 2, First Floor
Approx. Width = 1.5mm, Approx. Length = 2m.



Photo 28

Inclined Crack on Roof & 2 of Room No. 2, First Floor
Approx. Width = 1mm, Approx. Length = 2m.



Photo 29

Inclined Crack on Wall No. 4 of Room No. 2, First Floor
Approx. Width = 1mm, Approx. Length = 1.8m.
Distance from Wall no.1 = 0.15m, Height from Floor = 0m.



Photo 29A

Inclined Crack on Wall No. 4 of Room No. 2, First Floor
Approx. Width = 1mm, Approx. Length = 1.8m.
Distance from Wall no.1 = 0.15m, Height from Floor = 0m.



Photo 30

Inclined Crack on Wall No. 4 of Room No. 2, First Floor
Approx. Width = 0.35mm, Approx. Length = 2m.
Distance from = Corner Wall no.1 & 4m, Height from Floor = 1m.

Pre - Condition Building Survey for Construction of Underground Stations from Chandpole to Bari Chouper and reversal line



Photo 30A

Inclined Crack on Wall No. 4 of Room No. 2, First Floor
Approx. Width = 0.35mm, Approx. Length = 2m.
Distance from = Corner Wall no.1 & 4m, Height from Floor = 1m.



Photo 31

Vertical Crack on Wall No. 4 of Room No. 2, First Floor
Approx. Width = 0.5mm, Approx. Length = 1m.
Distance from Wall No.2 = 0.4m, Height from Floor = 2m.



Photo 32

Inclined Crack on Wall No. 4 of Room No. 2, First Floor
Approx. Width = 1mm, Approx. Length = 2m.



Photo 33

Inclined Crack on Floor of Hall No. 2, Part A of Hall. First Floor
Approx. Width = 0.3mm, Approx. Length = 1m.



Photo 34

Inclined Crack on Wall No. 3 of Open sky, First Floor
Approx. Width = 0.35mm, Approx. Length = 0.7m.
Distance from Wall No.1 = 0m, Height from Floor = 0.5m.



Photo 34A

Inclined Crack on Wall No. 3 of Open sky, First Floor
Approx. Width = 0.35mm, Approx. Length = 0.7m.
Distance from Wall No.1 = 0m, Height from Floor = 0.5m.

Pre - Condition Building Survey for Construction of Underground Stations from Chandpole to Bari Chouper and reversal line



Photo 35

Vertical Crack on Wall No. 1 & 3 of Open Sky, First Floor
Approx. Width = 5mm, Approx. Length = 2.5m.
Distance from = Corner wall no.1 & 3m, Height from Floor = 1.6m.



Photo 36

Inclined Crack on Wall No. 4 & Shade of Open Sky, First Floor
Approx. Width = 5mm, Approx. Length = 2m.



Photo 37

Horizontal Crack on Roof of Hall No. 3, Part A of Hall. First Floor
Approx. Width = 0.4mm, Approx. Length = 1m.
Distance from Wall no.1 = 4.5m, Height from Floor = 3m.



Photo 38

Inclined Crack on Roof of Hall No. 3, Part B of Hall. First Floor
Approx. Width = 0.8mm, Approx. Length = 2m.
Distance from Wall No.2 = 0m, Height from Floor = 3m.



Photo 39

Inclined Crack on Wall No. 3 of Hall No. 3, Part A of Hall. First Floor
Approx. Width = 0.5mm, Approx. Length = 1.5m.
Distance from Wall No.2 = 3.5m, Height from Floor = 1m.



Photo 39A

Inclined Crack on Wall No. 3 of Hall No. 3, Part A of Hall. First Floor
Approx. Width = 0.5mm, Approx. Length = 1.5m.
Distance from Wall No.2 = 3.5m, Height from Floor = 1m.

Pre - Condition Building Survey for Construction of Underground Stations from Chandpole to Bari Chouper and reversal line



Photo 40

Inclined Crack on Roof of Hall No. 3, Part A of Hall. First Floor
Approx. Width = 0.5mm, Approx. Length = 1.5m.
Distance from Wall No.2 = 2.5m, Height from Floor = 2.5m.



Photo 41

Inclined Crack on Wall No. 4 of Hall No. 3, Part A of Hall. First Floor
Approx. Width = 0.2mm, Approx. Length = 0.5m.
Distance from Wall No.2 = 1.5m, Height from Floor = 2.5m.



Photo 42

Inclined Crack on Wall No. 1, 3 & Roof of Passage No.1, First Floor
Approx. Width = 1mm, Approx. Length = 3m.



Photo 43

Inclined Crack on Wall No. 3 & Roof of Passage No.1, First Floor
Approx. Width = 1mm, Approx. Length = 2m.



Photo 44

Inclined Crack on Wall No. 3 & Roof of Passage No.1, First Floor
Approx. Width = 1mm, Approx. Length = 2m.



Photo 45

Inclined Crack on Wall No. 3 & Roof of Hall No. 1, First Floor
Approx. Width = 5mm, Approx. Length = 3m.
Distance from Wall No.1 = 1.5m, Height from Floor = 0m.

Pre - Condition Building Survey for Construction of Underground Stations from Chandpole to Bari Chouper and reversal line



Photo 45A

Inclined Crack on Wall No. 3 & Roof of Hall No. 1, First Floor
Approx. Width = 5mm, Approx. Length = 3m.
Distance from Wall No.1 = 1.5m, Height from Floor = 0m.




Photo 46

Inclined Crack on Wall No. 4 of Hall No. 1, First Floor
Approx. Width = 1.5mm, Approx. Length = 2m.




Photo 47

Inclined Crack on Wall No. 4 of Hall No. 1, First Floor
Approx. Width = 1.5mm, Approx. Length = 2m.



Photo 48

Inclined Crack on Wall No. 2 of Hall No. 1, First Floor
Approx. Width = 2mm, Approx. Length = 2m.
Distance from Wall no.1 = 1.5m, Height from Floor = 1.5m.



Photo 49

Inclined Crack on Wall No. 1 of Passage No.2, First Floor
Approx. Width = 0.6mm, Approx. Length = 1m.
Distance from Wall No.3 = 3m, Height from Floor = 0.8m.




Photo 49A

Inclined Crack on Wall No. 1 of Passage No.2, First Floor
Approx. Width = 0.6mm, Approx. Length = 1m.
Distance from Wall No.3 = 3m, Height from Floor = 0.8m.

Pre - Condition Building Survey for Construction of Underground Stations from Chandpole to Bari Chouper and reversal line



Photo 50

Inclined Crack on Wall No. 1 of Room No. 5, First Floor
Approx. Width = 0.3mm, Approx. Length = 0.3m.
Distance from Wall No.3 = 0.1m, Height from Floor = 1m.



Photo 51

Inclined Crack on Wall No. 3 of Open sky No.2, First Floor
Approx. Width = 0.3mm, Approx. Length = 2.3m.
Distance from Wall no.1 = 0.4m, Height from Floor = 1.2m.



Photo 51A

Inclined Crack on Wall No. 3 of Open sky No.2, First Floor
Approx. Width = 0.3mm, Approx. Length = 2.3m.
Distance from Wall no.1 = 0.4m, Height from Floor = 1.2m.



Photo 52

Inclined Crack on Wall No. 1 & Shade of Open sky No.2, First Floor
Approx. Width = 5mm, Approx. Length = 2m.



Photo 53

Inclined Crack on Wall No. 4 of Room No. 6, First Floor
Approx. Width = 0.5mm, Approx. Length = 1m.



Photo 54

Inclined Crack on Roof of Room No. 6, First Floor
Approx. Width = 0.5mm, Approx. Length = 1m.

Pre - Condition Building Survey for Construction of Underground Stations from Chandpole to Bari Chouper and reversal line



Photo 55
Inclined Crack on Roof of Room No. 7, First Floor
Approx. Width = 0.5mm, Approx. Length = 3m.



Photo 56
Inclined Crack on Roof of Room No. 8, First Floor
Approx. Width = 0.5mm, Approx. Length = 3m.



Photo 57
Inclined Crack on Perapet wall of Staircase, Second Floor
Approx. Width = 1mm, Approx. Length = 1m.



Photo 58
Inclined Crack on Perapet wall No.2 of Staircase, Second Floor
Approx. Width = 1mm, Approx. Length = 1m.



Photo 59
Inclined Crack on Wall No. 3 of Open Sky, Second Floor
Approx. Width = 2.5mm, Approx. Length = 2m.
Distance from Wall no.2 = 2.5m, Height from Floor = 0m.



Photo 59A
Inclined Crack on Wall No. 3 of Open Sky, Second Floor
Approx. Width = 2.5mm, Approx. Length = 2m.
Distance from Wall no.2 = 2.5m, Height from Floor = 0m.

Pre - Condition Building Survey for Construction of Underground Stations from Chandpole to Bari Chouper and reversal line



Photo 60

Inclined Crack on Wall No. 1 of Hall No. 1, Second Floor
Approx. Width = 5mm, Approx. Length = 3m.




Photo 61

Inclined Crack on Wall No. 1 of Hall No. 1, Second Floor
Approx. Width = 0.5mm, Approx. Length = 2m.



Photo 62

Inclined Crack on Wall No. 3 of Hall No. 1, Second Floor
Approx. Width = 0.5mm, Approx. Length = 2m.




Photo 63

Inclined Crack on Wall No. 2 of Hall No. 2, Second Floor
Approx. Width = 0.6mm, Approx. Length = 2.5m.
Distance from Wall no.4 = 3.3m, Height from Floor = 0m.



Photo 63A

Inclined Crack on Wall No. 2 of Hall No. 2, Second Floor
Approx. Width = 0.6mm, Approx. Length = 2.5m.
Distance from Wall no.4 = 3.3m, Height from Floor = 0m.



Photo 64

Inclined Crack on Wall No. 2 of Hall No. 2, Second Floor
Approx. Width = 0.6mm, Approx. Length = 1m.

Pre - Condition Building Survey for Construction of Underground Stations from Chandpole to Bari Chouper and reversal line



Photo 65

Inclined Crack on Floor of Open Sky, Second Floor
Approx. Width = 4mm, Approx. Length = 2m.



Photo 66

Inclined Crack on Wall No. 4 of Hall No. 3, Second Floor
Approx. Width = 0.5mm, Approx. Length = 1m.




Photo 67

Inclined Crack on Wall No. 4 of Hall No. 3, Second Floor
Approx. Width = 0.9mm, Approx. Length = 1m.
Distance from Wall no.1 = 1.5m, Height from Floor = 1m.



Photo 68

Inclined Crack on Wall No. 4 & 2 of Open Sky, Second Floor
Approx. Width = 5mm, Approx. Length = 1m.



Photo 69

Inclined Crack on Wall No. 3 & Shade of Open Sky, Second Floor
Approx. Width = 7mm, Approx. Length = 1m.



Photo 70

Vertical Crack on Staircase FF to SF, Second Floor
Approx. Width = 1mm, Approx. Length = 1.2m.
Distance from Wall no.2 = 0.3m, Height from Floor = 0m.

Pre - Condition Building Survey for Construction of Underground Stations from Chandpole to Bari Chouper and reversal line



Photo 70A

Vertical Crack on Staircase FF to SF, Second Floor
Approx. Width = 1mm, Approx. Length = 1.2m.
Distance from Wall no.2 = 0.3m, Height from Floor = 0m.



Photo 71

Inclined Crack on Outside Front Wall no.3 of Building, Ground Floor
Approx. Width = 10mm, Approx. Length = 3m.



Photo 72

Dampness/Seepage on Roof of Varanda of Ground Floor



Photo 73

Dampness/Seepage on Wall No. 3 & 2 of Varanda of Ground Floor



Photo 74

Damaged Portion on Wall No. 4 of Varanda of Ground Floor



Photo 75

Peeling of Plaster on Wall No. 3 of Open sky of Ground Floor

Pre - Condition Building Survey for Construction of Underground Stations from Chandpole to Bari Chouper and reversal line



Photo 76
Peeling of Plaster on Wall No. 2 of Open sky of Ground Floor




Photo 77
Dampness/Seepage on Wall No. 2, 3 & Roof of Hall No. 1 of Ground Floor



Photo 78
Peeling of Plaster on Wall No. 1 of Hall No. 1 of Ground Floor



Photo 79
Damaged Portion on Wall No. 1 & 4 of Room No. 1 of Part A of Room. Ground Floor



Photo 80
Dampness/Seepage on Roof of Room No. 1 of Part b of Room. Ground Floor



Photo 81
Dampness/Seepage on Wall No. 2 of Room No. 1 of Part b of Room. Ground Floor

Pre - Condition Building Survey for Construction of Underground Stations from Chandpole to Bari Chouper and reversal line



Photo 82
Damaged Portion on Floor of Hall No. 1 of Ground Floor



Photo 83
Peeling of Plaster on Roof of Varanda No.2 of Ground Floor



Photo 84
Damaged Portion on Shade of Varanda No.2 of Ground Floor




Photo 85
Peeling of Plaster on Wall No. 4 of Lobby No.1 of Ground Floor



Photo 86
Peeling of Plaster on Wall No. 2 of Lobby No.1 of Ground Floor



Photo 87
Peeling of Plaster on Frontside Wall of Temple of Ground Floor

Pre - Condition Building Survey for Construction of Underground Stations from Chandpole to Bari Chouper and reversal line



Photo 88

Dampness/Seepage on Wall No. 6 of Lobby no.2 of Ground Floor



Photo 89

Dampness/Seepage on Wall No. 4 & Roof of Lobby no.2 of Ground Floor



Photo 90

Dampness/Seepage on Wall No. 1 of Lobby no.2 of Ground Floor



Photo 91

Dampness/Seepage on Wall No. 4 of Hall No. 2 of Ground Floor



Photo 92

Dampness/Seepage on Wall No. 2 of Hall No. 2 of Ground Floor



Photo 93

Dampness/Seepage on Roof of Hall No. 2 of Ground Floor

Pre - Condition Building Survey for Construction of Underground Stations from Chandpole to Bari Chouper and reversal line



Photo 94

Dampness/Seepage on All Walls & Roof of Bathroom No. of Ground Floor



Photo 95

Dampness/Seepage on All Walls & Roof of Bathroom No. of Ground Floor



Photo 96

Dampness/Seepage on All Walls & Roof of Toilet No. 1 of Ground Floor



Photo 97

Dampness/Seepage on All Walls & Roof of Toilet No. 2 of Ground Floor



Photo 98

Dampness/Seepage on All Walls & Roof of Toilet No. 3 of Ground Floor



Photo 99

Dampness/Seepage on Wall No. 4 & Roof of Passage of Ground Floor

Pre - Condition Building Survey for Construction of Underground Stations from Chandpole to Bari Chouper and reversal line



Photo 100
Dampness/Seepage on Roof of Passage of Ground Floor



Photo 101
Damaged Portion on Frontside Wall No.3 of Temple of Ground Floor



Photo 102
Dampness/Seepage on Roof of Passage of Basement



Photo 103
Dampness/Seepage on Wall No. 1 of Passage of Basement



Photo 104
Dampness/Seepage on Outside Wall no.3 of Hall No. 6 of Basement



Photo 105
Peeling of Plaster on Wall No. 4 of Hall No. 6 of Basement

Pre - Condition Building Survey for Construction of Underground Stations from Chandpole to Bari Chouper and reversal line



Photo 106

Dampness/Seepage on Wall No. 1, 3 & Roof of Hall No. 6 of Basement



Photo 107

Peeling of Plaster on Wall No. 1 of Hall No. 1 of Basement



Photo 108

Dampness/Seepage on Wall No. 1, 4 & Roof of Hall No. 4 of Part A of Hall, Basement



Photo 109

Dampness/Seepage on Wall No. 2, 4 & Roof of Part B of Hall of Basement



Photo 110

Dampness/Seepage on Wall No. 1, 3, 4 & Roof of Part B of Hall of Basement




Photo 111

Peeling of Plaster on Floor of Hall No. 4 of Basement

Pre - Condition Building Survey for Construction of Underground Stations from Chandpole to Bari Chouper and reversal line



Photo 112

Dampness/Seepage on Wall No. 2, 4 & Roof of Hall No. 5 of Basement




Photo 113

Peeling of Plaster on Roof of Room No. 1 of First Floor



Photo 114

Dampness/Seepage on Wall No. 3 of Room No. 1 of First Floor



Photo 115

Dampness/Seepage on Wall No. 3 of Room No. 1 of First Floor



Photo 116

Dampness/Seepage on Wall No. 4 of Room No. 1 of First Floor



Photo 117

Dampness/Seepage on Wall No. 1 & 4 of Room No. 2 of First Floor

Pre - Condition Building Survey for Construction of Underground Stations from Chandpole to Bari Chouper and reversal line



Photo 118

Damaged Portion on Wall No. 2 of Hall No. 2 of Part A of Hall. First Floor



Photo 119

Peeling of Plaster on Floor of Hall No. 2 of Part A of Hall. First Floor



Photo 120

Dampness/Seepage on Wall No. 4 of Room No. 3 of First Floor



Photo 121

Peeling of Plaster on Wall No. 1 of Room No. 3 of First Floor



Photo 122

Dampness/Seepage on Wall No. 4 of Hall No. 2 of Part B of Hall. First Floor



Photo 123

Peeling of Plaster on Floor of Hall No. 2 of Part B of Hall. First Floor

Pre - Condition Building Survey for Construction of Underground Stations from Chandpole to Bari Chouper and reversal line



Photo 124
Peeling of Plaster on Wall No. 4 of Open Sky of First Floor



Photo 125
Dampness/Seepage on Wall No. 1 & Roof of Hall No. 3 of Part A of Hall. First Floor



Photo 126
Peeling of Plaster on Roof of Hall No. 3 of Part B of Hall. First Floor



Photo 127
Peeling of Plaster on Wall No. 4 of Hall No. 3 of Part B of Hall. First Floor



Photo 128
Dampness/Seepage on Wall No. 1 of Hall No. 3 of Part C of Hall. First Floor



Photo 129
Peeling of Plaster on Roof of Hall No. 3 of Part A of Hall. First Floor

Pre - Condition Building Survey for Construction of Underground Stations from Chandpole to Bari Chouper and reversal line



Photo 130
Dampness/Seepage on Roof of Hall No. 3 of Part A of Hall. First Floor



Photo 131
Dampness/Seepage on Wall No. 1, 3 & Roof of Passage No.1 of First Floor



Photo 132
Peeling of Plaster on Floor of Passage No.1 of First Floor



Photo 133
Damaged Portion on Wall No. 3 of Passage No.1 of First Floor



Photo 134
Dampness/Seepage on Roof of Room No. 4 of First Floor



Photo 135
Dampness/Seepage on Wall No. 3 of Room No. 4 of First Floor

Pre - Condition Building Survey for Construction of Underground Stations from Chandpole to Bari Chouper and reversal line



Photo 136
Damaged Portion on Wall No. 4 of Passage of First Floor




Photo 137
Peeling of Plaster on Wall No. 2 of Hall No. 1 of First Floor



Photo 138
Damaged Portion on Roof of Passage No.2 of First Floor



Photo 139
Dampness/Seepage on Roof of Room No. 5 of First Floor



Photo 140
Dampness/Seepage on Wall No. 3 of Room No. 5 of First Floor



Photo 141
Damaged Portion on Roof of Room No. 5 of First Floor

Pre - Condition Building Survey for Construction of Underground Stations from Chandpole to Bari Chouper and reversal line



Photo 142
Peeling of Plaster on Roof of Room No. 6 of First Floor



Photo 143
Dampness/Seepage on Wall No. 2 of Room No. 7 of First Floor



Photo 144
Dampness/Seepage on Roof of Kitchen of First Floor



Photo 145
Peeling of Plaster on Roof of Kitchen of First Floor



Photo 146
Peeling of Plaster on Roof of Room No. 8 of First Floor



Photo 147
Damaged Portion on Floor of Open Sky of Second Floor

Pre - Condition Building Survey for Construction of Underground Stations from Chandpole to Bari Chouper and reversal line



Photo 148
Dampness/Seepage on Roof of Hall No. 2 of Second Floor



Photo 149
Dampness/Seepage on Roof of Hall No. 2 of Second Floor



Photo 150
Peeling of Plaster on Floor of Hall No. 3 of Second Floor



Photo 151
Damaged Portion on Outside Front Wall no.3 of Building of First Floor



Photo 152
Damaged Portion on Outside Front Wall no.3 of Building of Second Floor



Photo 153
Wall No. 2 of Kitchen of Ground Floor Upper Portion Covered With almirah

Pre - Condition Building Survey for Construction of Underground Stations from Chandpole to Bari Chouper and reversal line



Photo 154
Temple of Ground Floor Locked



Photo 155
Temple of Ground Floor Locked



Photo 156
All Walls & Floor of Passage of Ground Floor Covered with tiles



Photo 157
Shop No.2 of Ground Floor Locked



Photo 158
Wall No. 2 of Room No. 1 of First Floor Covered with almira



Photo 159
Wall No. 4 of Hall No. 3 of Part A of Hall. First Floor Half Wall cover with Almira

Pre - Condition Building Survey for Construction of Underground Stations from Chandpole to Bari Chouper and reversal line



Photo 160
Wall No. 1 & 2 of First Floor

Pre - Condition Building Survey for Construction of Underground Stations from Chandpole to Bari Chouper and reversal line



Shop No. 349 - 336, 112-116
Maniharo Ka Rasta, Tripolia Bazar
Jaipur
Unique ID: CC BC DN 0018

Report Number: AIMIL/ESG/JMCEC/CC BC DN 0018/01, Rev. 00, Dated: January 2014

Building Owner
Contractor

Various Owner
CEC

Client
Sub-Contractor

JMRC Limited
AIMIL Limited

Pre - Condition Building Survey for Construction of Underground Stations from Chandpole to Bari Chouper and reversal line

Table of Contents

S.No.	Particulars	Page No.
1	Introduction	2
2	Survey Details	2
3	About the Structure	3
4	Building Ownership Details	3
5	Project Details	4
6	General Building Details	4
7	Summary of Cracks	5
8	Summary of Defects other than Cracks	
9	Summary of Areas that Could not be surveyed	
10	Defect Photographs	
11	Schematic Diagram of Building	

Introduction

The Jaipur Metro Rail is being constructed to provide the city of Jaipur with a modern and technologically advanced Transit System, to provide a safe and well connected means of transport that reduces traffic congestion. The project consists of two corridors with underground and elevated sections.

The construction of underground rail and road infrastructures in metropolitan and cosmopolitan cities are mostly through developed area under challenging soil conditions.

The alignment of structure is passing through densely inhabited areas, many structures are falling in the zone of influence of construction activities. It is required to carry out the pre-condition survey of those structures. The scope of work of this survey includes carrying out pre-condition survey of those structures.

Survey Details

S.No.	Head	Particulars	Signatures
1	Date of Survey	10/12/2012	
2	AIMIL Representative		
3	CEC Representative		
4	Structural Designer of CEC		
5	JMRC/DMRC Representative		

Pre - Condition Building Survey for Construction of Underground Stations from Chandpole to Bari Chouper and reversal line

About the Structure

The structure under consideration is a Single Story Load Bearing Structure . The structure was constructed in year 1888 and is 125 years old.

There are 189 defects in the structure out of which 36 are cracks. Category wise distribution of cracks is given in the table below. Overall the Building can be categorised in Category III (Moderate)

Category	Number of Cracks	% of Total Cracks
Negligible (< 0.1mm)	0	0%
Very Slight (0.1 to 1mm)	27	75%
Slight (1 to 5mm)	7	19.44%
Moderate (5 to 15mm)	2	5.56%
Severe (15 to 25mm)	0	0%
Very Severe (>25mm)	0	0%

The average width of cracks is 1.3mm and average length of cracks is 2.84m. The maximum crack width is 10mm and minimum width is 0.2mm.

Building Ownership Details			
Unique ID/Sub ID	Premises Name	Owner	Signatures
CC-BC/DL/0018-349			
CC-BC/DL/0018-348			
CC-BC/DL/0018-347			
CC-BC/DL/0018-346			
CC-BC/DL/0018-345			
CC-BC-DL-0018/116			
CC-BC-DL-0018/115			
CC-BC-DL-0018/114			
CC-BC-DL-0018/113			
CC-BC-DL-0018/112			

Pre - Condition Building Survey for Construction of Underground Stations from Chandpole to Bari Chouper and reversal line

Project Details		
S. No.	Head	Particulars
1	Project	Jaipur Metro Rail Project
2	Section	Chandpole to Bari Chaupar
3	Client	JMRC Limited
4	Consultant	DMRC Limited
5	Contractor	CEC
6	Design Consultant of Contractor	Omikron Kappa - Indus Consultrans JV
7	Sub-Contractor	AIMIL Limited
8	Subject	Pre-Condition Survey Report

General Building Details (As informed verbally by Building Owner)		
S. No.	Head	Particulars
1	Building Name	Shop No. 349 - 336, 112-116
2	Building Address	Maniharo Ka Rasta, Tripolia Bazar Jaipur
3	Year of Construction	1888
4	Number of Floors	G
5	Number of Basements	None
6	Type of Building	Commercial
7	Approximate Height	3m
8	Approximate Area	Not Known
9	Age of Building	125 years
10	Type of Structure	Load Bearing Structure
11	Type of Foundation	Not Known
12	Number of Bore Wells	None
13	Depth and Diameter of Bore	N.A.
14	Roadways	One Side
15	Presence of Equipment/Machines	None

Pre - Condition Building Survey for Construction of Underground Stations from Chandpole to Bari Chouper and reversal line

Summary of Cracks						
Defect ID	Location	Orientation	Appx. Width (mm)	Appx. Length (m)	Category	Photo No.
1	Roof Varanda of Shop No.347 Ground Floor	Horizontal	0.4	3	Very Slight	61
2	Roof Varanda of Shop No.346 Ground Floor	Horizontal	0.3	3	Very Slight	62
3	Roof Varanda of Shop No.345 Ground Floor	Horizontal	0.6	3	Very Slight	63
4	Roof Shop No.29 Ground Floor	Horizontal	0.35	3	Very Slight	64
5	Wall No. 4 Part-I Shop No.31, Ground Floor	Vertical	0.25	0.35	Very Slight	65
6	Wall No. 3 Part-I Shop No.31, Ground Floor	Inclined	0.2	0.6	Very Slight	66
7	Wall No. 4 Lobby First Floor	Vertical	0.8	1.2	Very Slight	67
8	Wall No. 4 Shop No. 2 First Floor	Horizontal	0.6	4	Very Slight	68
9	Outer Wall Shop No.201 to 203 Second Floor	Horizontal	4	3	Slight	69, 69A
10	Wall No. 4 Kitchen Second Floor	Inclined	2	0.4	Slight	70
11	Wall No. 2 Shop No.304 Third Floor	Horizontal	0.35	6	Very Slight	71
12	Wall No. 1 Room No. 1 Temple First Floor	Inclined	2.5	3	Slight	72
13	Wall No. 1 Room No. 1 Temple First Floor	Inclined	2.5	3.5	Slight	73
14	Roof Room No. 2 Temple First Floor	Horizontal	10	3.5	Moderate	74
15	Lobby No.1 Shri Krishna Chandra Ji Temple, First Floor	Vertical	0.2	3	Very Slight	75, 75A
16	Roof Lobby No.1 Shri Krishna Chandra Ji Temple, First Floor	Horizontal	0.4	2.5	Very Slight	76
17	Wall No. 1 Lobby No.1 Shri Krishna Chandra Ji Temple, First Floor	Vertical	3	2	Slight	77, 77A
18	Wall No. 1 & Roof Lobby No.1 Shri Krishna Chandra Ji Temple, First Floor	Inclined	2	2.5	Slight	78
19	Wall No. 2 & 4 Room No. 3 Shri Krishna Chandra Ji Temple, First Floor	Vertical	1	2.9	Slight	79
20	Wall No. 2 & 3 Room No. 3 Shri Krishna Chandra Ji Temple, First Floor	Vertical	0.5	3	Very Slight	80
21	Wall No. 1 Varanda No.3 Shri Krishna Chandra Ji Temple, First Floor	Vertical	10	2	Moderate	81
22	Wall No. 1 Open to Sky Area No.3 Shri Krishna Chandra Ji Temple, First Floor	Inclined	0.2	2	Very Slight	82
23	Wall No. 1 Open to Sky Area No.3 Shri Krishna Chandra Ji Temple, First Floor	Inclined	0.2	2	Very Slight	83
24	Wall No. 4 Lobby No.4 Shri Krishna Chandra Ji Temple, First Floor	Inclined	0.3	2.5	Very Slight	84, 84A
25	Wall No. 4 & Roof Room No. 7 Shri Krishna Chandra Ji Temple First Floor	Inclined	0.5	2.5	Very Slight	85
26	Roof Room No. 7 Shri Krishna Chandra Ji Temple First Floor	Horizontal	0.35	3	Very Slight	86
27	Roof Room No. 7 Shri Krishna Chandra Ji Temple First Floor	Horizontal	0.2	3	Very Slight	87
28	Wall No. 1, 3 & Roof Room No. 7 Shri Krishna Chandra Ji Temple First Floor	Inclined	0.35	6	Very Slight	88
29	Wall No. 1 Room No. 7 Shri Krishna Chandra Ji Temple First Floor	Inclined	0.4	2.7	Very Slight	89
30	Wall No. 4 Room No. 10 Shri Krishna Chandra Ji Temple First Floor	Inclined	0.2	5	Very Slight	90, 90A
31	Wall No. 4 Room No. 11 Shri Krishna Chandra Ji Temple First Floor	Inclined	0.2	4.5	Very Slight	91, 91A
32	Roof Room No. 11 Shri Krishna Chandra Ji Temple First Floor	Horizontal	0.5	3	Very Slight	92
33	Wall No. 3 Room No. 11 Shri Krishna Chandra Ji Temple First Floor	Inclined	0.25	2.5	Very Slight	93, 93A
34	Roof Room No. 12 Shri Krishna Chandra Ji Temple First Floor	Horizontal	0.35	2.5	Very Slight	94

35	Wall No. 1 Lobby No.3 Shri Krishna Chandra Ji Temple, First Floor	Inclined	0.25	1.5	Very Slight	95, 95A
36	Wall No. 2,3& Roof Shri Krishna Chandra Ji Temple First Floor	Inclined	0.5	4	Very Slight	96

Summary of Defects Other Than Crack						
Defect ID	Location	Description	Photo No.			
37	Roof Varanda of Shop no.348 & 349 Ground Floor	Exposed Reinforcement	97			
38	Roof Varanda of Shop no.348 & 349 Ground Floor	Dampness/Seepage	98			
39	Roof Varanda of Shop no.348 & 349 Ground Floor	Peeling of Plaster	99			
40	Wall No. 4 Shop no.347 Lower Ground Floor	Peeling of Plaster	100			
41	Roof Varanda of Shop No.347 Ground Floor	Dampness/Seepage	101			
42	Roof Part B Shop No.346 Ground Floor	Peeling of Plaster	102			
43	Roof Part C Shop No.346 Ground Floor	Peeling of Plaster	103			
44	Wall No. 3 Part C Shop No.346 Ground Floor	Damaged Portion	104			
45	Wall No. 3 Part C Shop No.346 Ground Floor	Damaged Portion	105			
46	Wall No. 3 Part C Shop No.346 Ground Floor	Damaged Portion	106			
47	Roof Varanda of Shop No.346 Ground Floor	Dampness/Seepage	107			
48	Wall No. 4 Part B of Shop no.345 Ground Floor	Peeling of Plaster	108			
49	Wall No. 1 & 4 Varanda of Shop No.345 G. Floor	Dampness/Seepage	109			
50	Roof Varanda of Shop No.345 Ground Floor	Peeling of Plaster	110			
51	Backside Left side External Column Varanda of Shop No.345 Ground Floor	Dampness/Seepage	111			
52	Roof Part B of Shop no.343 Ground Floor	Damaged Portion	112			
53	Roof Shop no.342 Ground Floor	Peeling of Plaster	113			
54	Roof Varanda of Shop no.341 Ground Floor	Peeling of Plaster	114			
55	Roof Shop No.340 Ground Floor	Peeling of Plaster	115			
56	Roof Shop No.339 Ground Floor	Peeling of Plaster	116			
57	Wall No. 4 Part B of Shop no.337 Ground Floor	Peeling of Plaster	117			
58	Wall No. 2 Part B of Shop no.337 Ground Floor	Peeling of Plaster	118			
59	Wall No. 3 Part B of Shop no.337 Ground Floor	Peeling of Plaster	119			
60	Roof Part A Shop No.336 Ground Floor	Peeling of Plaster	120			
61	Roof Part A Shop No.344 Ground Floor	Peeling of Plaster	121			
62	Roof Part B Shop No.344 Ground Floor	Peeling of Plaster	122			
63	Wall No. 4 Part C Shop No.344 Ground Floor	Damaged Portion	123			
64	Wall No. 3 Part C Shop No.344 Ground Floor	Peeling of Plaster	124			
65	Roof Part C Shop No.344 Ground Floor	Peeling of Plaster	125			
66	Wall No. 1 Part C Shop No.344 Ground Floor	Peeling of Plaster	126			
67	Wall No. 4 Varanda of Shop no.344 Ground Floor	Peeling of Plaster	127			
68	Wall No. 1 Shop No.116 Ground floor	Peeling of Plaster	128			
69	Wall No. 4 Shop No.116 Ground floor	Peeling of Plaster	129			
70	Wall No. 2 Shop No.116 Ground floor	Peeling of Plaster	130			
71	Front Wall Shop No.116 Ground floor	Plaster Crack	131			
72	Wall No. 4 Shop No.25 Ground Floor	Dampness/Seepage	132			
73	Wall No. 4 & Roof Shop No.29 Ground Floor	Dampness/Seepage	133			
74	Wall No. 4 & Roof Shop No.30 Ground Floor	Peeling of Plaster	134			
75	Wall No. 1 & Roof Part-II Shop No.31, Ground Floor	Dampness/Seepage	135			
76	All Walls Stair GF to FF Ground Floor	Dampness/Seepage	136			
77	All Walls Stair GF to FF Ground Floor	Dampness/Seepage	137			
78	Wall No. 1 Stair GF to FF Ground Floor	Peeling of Plaster	138			
79	Wall No. 1 Stair GF to FF Ground Floor	Dampness/Seepage	139			
80	Roof Stair GF to FF Ground Floor	Peeling of Plaster	140			
81	Wall No. 4 Lobby First Floor	Peeling of Plaster	141			
82	Roof Lobby First Floor	Peeling of Plaster	142			

83	Wall No. 2 & 3 Lobby First Floor	Dampness/Seepage	143
84	Roof Lobby First Floor	Peeling of Plaster	144
85	Wall No. 1 Lobby First Floor	Dampness/Seepage	145
86	Outer Wall Shop No.10 First Floor	Exposed Reinforcement	146
87	Wall No. 4 & 1 Shop No.206 Second Floor	Peeling of Plaster	147
88	Wall No. 1, 4 & Roof Shop No.206 Second Floor	Peeling of Plaster	148
89	Wall No. 4 Shop No.207 Second Floor	Peeling of Plaster	149
90	Wall No. 1, 2 & 4 Staircase FF to SF Second Floor	Dampness/Seepage	150
91	Wall No. 1, 2 & 4 Staircase FF to SF Second Floor	Dampness/Seepage	151
92	Wall No. 1, 2 & 4 Staircase FF to SF Second Floor	Dampness/Seepage	152
93	Wall No. 4 Bathroom Staircase FF to SF	Damaged Portion	153
94	Wall No. 4 Kitchen Second Floor	Peeling of Plaster	154
95	Wall No. 1, 2 & 4 Second Floor	Peeling of Plaster	155
96	Wall No. 1, 2 & 4 Staircase SF to TF Second Floor	Dampness/Seepage	156
97	Wall No. 2 Staircase SF to TF Second Floor	Peeling of Plaster	157
98	Wall No. 4 Staircase SF to TF Second Floor	Peeling of Plaster	158
99	Wall No. 4 Staircase SF to TF Second Floor	Peeling of Plaster	159
100	Roof Toilet No. 1 Second Floor	Dampness/Seepage	160
101	Roof Shop No.305 Third Floor	Peeling of Plaster	161
102	Wall No. 4 Shop No.305 Third Floor	Dampness/Seepage	162
103	Wall No. 4 Shop No.304 Third Floor	Dampness/Seepage	163
104	Shade Roof Shop No.304 Third Floor	Dampness/Seepage	164
105	Roof Tomb First Floor	Damaged Portion	165
106	Roof Room No. 1 Temple First Floor	Damaged Portion	166
107	Wall No. 3 Room No. 1 Temple First Floor	Peeling of Plaster	167
108	Wall No. 4 & Roof Room No. 2 Temple First Floor	Dampness/Seepage	168
109	Roof Lobby No.1 Shri Krishna Chandra Ji Temple, First Floor	Peeling of Plaster	169
110	Roof Lobby No.1 Shri Krishna Chandra Ji Temple, First Floor	Peeling of Plaster	170
111	Roof Lobby No.1 Shri Krishna Chandra Ji Temple, First Floor	Peeling of Plaster	171
112	Roof Lobby No.1 Shri Krishna Chandra Ji Temple, First Floor	Peeling of Plaster	172
113	Roof Lobby No.1 Shri Krishna Chandra Ji Temple, First Floor	Peeling of Plaster	173
114	Floor Lobby No.1 Shri Krishna Chandra Ji Temple, First Floor	Peeling of Plaster	174
115	Roof Lobby No.1 Shri Krishna Chandra Ji Temple, First Floor	Dampness/Seepage	175
116	Roof Room No. 3 Shri Krishna Chandra Ji Temple, First Floor	Damaged Portion	176
117	Wall No. 4 Room No. 3 Shri Krishna Chandra Ji Temple, First Floor	Peeling of Plaster	177
118	Roof Room No. 3 Shri Krishna Chandra Ji Temple, First Floor	Peeling of Plaster	178
119	Roof Shade Shri Krishna Chandra Ji Temple First Floor	Damaged Portion	179
120	Roof Shade Shri Krishna Chandra Ji Temple First Floor	Damaged Portion	180
121	Roof Shade Shri Krishna Chandra Ji Temple First Floor	Damaged Portion	181
122	Roof Lobby No.2 Shri Krishna Chandra Ji Temple, First Floor	Peeling of Plaster	182
123	Roof Lobby No.2 Shri Krishna Chandra Ji Temple, First Floor	Dampness/Seepage	183
124	Wall No. 4 Lobby No.2 Shri Krishna Chandra Ji Temple, First Floor	Peeling of Plaster	184
125	Wall No. 4 Lobby No.2 Shri Krishna Chandra Ji Temple, First Floor	Dampness/Seepage	185
126	Wall No. 4 Lobby No.2 Shri Krishna Chandra Ji Temple, First Floor	Dampness/Seepage	186

127	Wall No. 4 Lobby No.2 Shri Krishna Chandra Ji Temple, First Floor	Peeling of Plaster	187
128	Wall No. 1 Varanda No.1 Shri Krishna Chandra Ji Temple, First Floor	Peeling of Plaster	188
129	Wall No. 1 Varanda No.1 Shri Krishna Chandra Ji Temple, First Floor	Peeling of Plaster	189
130	Wall No. 2 Varanda No.2 Shri Krishna Chandra Ji Temple, First Floor	Peeling of Plaster	190
131	Wall No. 1 Varanda No.2 Shri Krishna Chandra Ji Temple, First Floor	Dampness/Seepage	191
132	Wall No. 1 Varanda No.3 Shri Krishna Chandra Ji Temple, First Floor	Peeling of Plaster	192
133	Wall No. 3 & Outer Wall Open to Sky Area No.3 Shri Krishna Chandra Ji Temple, First Floor	Peeling of Plaster	193
134	Wall No. 3&Outer Wall Open to Sky Area No.3 Shri Krishna Chandra Ji Temple, First Floor	Peeling of Plaster	194
135	Wall No. 3 Open to Sky Area No.3 Shri Krishna Chandra Ji Temple, First Floor	Damaged Portion	195
136	Wall No. 1 Open to Sky Area No.3 Shri Krishna Chandra Ji Temple, First Floor	Peeling of Plaster	196
137	Roof Room No. 6 Open to Sky Area No.3 Shri Krishna Chandra Ji Temple, First Floor	Peeling of Plaster	197
138	Wall No. 1, 4 & Roof Room No. 6 Open to Sky Area No.3 Shri Krishna Chandra Ji Temple, First Floor	Dampness/Seepage	198
139	Roof Shade Shri Krishna Chandra Ji Temple First Floor	Damaged Portion	199
140	Toilet No. 1 Shri Krishna Chandra Ji Temple First Floor	Peeling of Plaster	200
141	Roof Lobby No.4 Shri Krishna Chandra Ji Temple, First Floor	Peeling of Plaster	201
142	Roof Lobby No.4 Shri Krishna Chandra Ji Temple, First Floor	Peeling of Plaster	202
143	Wall No. 4 Lobby No.4 Shri Krishna Chandra Ji Temple, First Floor	Peeling of Plaster	203
144	Wall No. 4 Lobby No.4 Shri Krishna Chandra Ji Temple, First Floor	Peeling of Plaster	204
145	Wall No. 2 Kitchen Shri Krishna Chandra Ji Temple, First Floor	Peeling of Plaster	205
146	Floor Lobby No.4 Shri Krishna Chandra Ji Temple, First Floor	Damaged Portion	206
147	Wall No. 4 Room No. 7 Shri Krishna Chandra Ji Temple First Floor	Peeling of Plaster	207
148	Wall No. 7 Room No. 7 Shri Krishna Chandra Ji Temple First Floor	Peeling of Plaster	208
149	Wall No. 7 Room No. 7 Shri Krishna Chandra Ji Temple First Floor	Peeling of Plaster	209
150	Wall No. 1 Room No. 7 Shri Krishna Chandra Ji Temple First Floor	Dampness/Seepage	210
151	Wall No. 4 & Roof Room No. 8 Shri Krishna Chandra Ji Temple First Floor	Dampness/Seepage	211
152	Wall No. 2 Room No. 8 Shri Krishna Chandra Ji Temple First Floor	Peeling of Plaster	212
153	Roof Room No. 8 Shri Krishna Chandra Ji Temple First Floor	Peeling of Plaster	213
154	Roof Room No. 10 Shri Krishna Chandra Ji Temple First Floor	Dampness/Seepage	214
155	Wall No. 3 Room No. 10 Shri Krishna Chandra Ji Temple First Floor	Peeling of Plaster	215
156	Wall No. 1, 4 & Roof Room No. 9 Shri Krishna Chandra Ji Temple First Floor	Dampness/Seepage	216
157	Wall No. 1 Room No. 9 Shri Krishna Chandra Ji Temple First Floor	Peeling of Plaster	217
158	Wall No. 2 Room No. 9 Shri Krishna Chandra Ji Temple First Floor	Peeling of Plaster	218
159	Wall No. 4 Room No. 11 Shri Krishna Chandra Ji Temple First Floor	Peeling of Plaster	219
160	Roof Room No. 11 Shri Krishna Chandra Ji Temple First Floor	Peeling of Plaster	220
161	Roof Room No. 11 Shri Krishna Chandra Ji Temple First Floor	Peeling of Plaster	221
162	Wall No. 1 Room No. 11 Shri Krishna Chandra Ji Temple First Floor	Peeling of Plaster	222

163	Wall No. 4 & Roof Room No. 12 Shri Krishna Chandra Ji Temple First Floor	Dampness/Seepage	223
164	Wall No. 1 Room No. 12 Shri Krishna Chandra Ji Temple First Floor	Peeling of Plaster	224
165	Wall No. 4 Toilet No. 2 Shri Krishna Chandra Ji Temple First Floor	Dampness/Seepage	225
166	Roof Room No. 13 Shri Krishna Chandra Ji Temple First Floor	Damaged Portion	226
167	Wall No. 1 & 2 Store Shri Krishna Chandra Ji Temple, First Floor	Peeling of Plaster	227
168	Wall No. 1 & 2 Store Shri Krishna Chandra Ji Temple, First Floor	Peeling of Plaster	228
169	Wall No. 2 Store Shri Krishna Chandra Ji Temple, First Floor	Plaster Crack	229
170	Wall No. 1 Room No. 13 Shri Krishna Chandra Ji Temple First Floor	Peeling of Plaster	230
171	Wall No. 1 Staircase GF to FF Shri Krishna Chandra Ji Temple, Ground Floor	Peeling of Plaster	231
172	Roof Staircase GF to FF Shri Krishna Chandra Ji Temple, Ground Floor	Damaged Portion	232
173	Roof Staircase GF to FF Shri Krishna Chandra Ji Temple, Ground Floor	Damaged Portion	233
174	Roof Room No. 1 Shri Krishna Chandra Ji Temple Ground Floor	Peeling of Plaster	234
175	Roof Room No. 1 Shri Krishna Chandra Ji Temple Ground Floor	Peeling of Plaster	235
176	Roof Room No. 1 Shri Krishna Chandra Ji Temple Ground Floor	Peeling of Plaster	236
177	Wall No. 2 Room No. 1 Shri Krishna Chandra Ji Temple Ground Floor	Peeling of Plaster	237
178	Wall No. 2 Room No. 1 Shri Krishna Chandra Ji Temple Ground Floor	Peeling of Plaster	238
179	Wall No. 4 & Roof Room No. 1 Shri Krishna Chandra Ji Temple Ground Floor	Damaged Portion	239
180	Wall No. 4 & Roof Room No. 1 Shri Krishna Chandra Ji Temple Ground Floor	Damaged Portion	240
181	Wall No. 4 & Roof Room No. 1 Shri Krishna Chandra Ji Temple Ground Floor	Damaged Portion	241
182	Wall No. 2 Room No. 1 Shri Krishna Chandra Ji Temple Ground Floor	Peeling of Plaster	242
183	Floor Room No. 1 Shri Krishna Chandra Ji Temple Ground Floor	Damaged Portion	243
184	Wall No. 4 Staircase GF to FF Shri Krishna Chandra Ji Temple, Ground Floor	Damaged Portion	244
185	Wall No. 2 Lobby No.3 Shri Krishna Chandra Ji Temple, First Floor	Peeling of Plaster	245
186	Roof Lobby No.3 Shri Krishna Chandra Ji Temple, First Floor	Dampness/Seepage	246
187	Wall No. 1 & Roof Lobby No.3 Shri Krishna Chandra Ji Temple, First Floor	Dampness/Seepage	247
188	Wall No. 2 Room No. 16 Shri Krishna Chandra Ji Temple First Floor	Dampness/Seepage	248
189	Wall No. 3 Shop of Temple Shri Krishna Chandra Ji Temple, First Floor	Dampness/Seepage	249

Summary of Areas that Could not be Surveyed			
Serial No.	Location	Description	Photo No.
1	Wall No. 1 Shop no.348 Ground Floor	Covered With Wooden Racks & Material	250
2	Wall No. 4 Shop no.348 Ground Floor	Covered With Wooden Racks & Material	251
3	Roof Shop no.348 Ground Floor	Covered With Wooden Racks & Material	252
4	Wall No. 2 Shop no.349 Ground Floor	Covered With Wooden Racks & Material	253
5	Wall No. 4 Shop no.349 Ground Floor	Covered With Wooden Racks & Material	254
6	Roof Shop no.349 Ground Floor	Covered With Wooden Racks & Material	255
7	Wall No. 1 Shop no.347 Ground Floor	Covered With Wooden Racks & Material	256
8	Wall No. 1 & 4 Shop no.347 Upper Ground Floor	Covered With Wooden Racks & Material	257
9	Wall No. 2 Shop no.347 Upper Ground Floor	Covered With Wooden Racks & Material	258
10	Wall No. 1 Part A Shop No.346 B	Covered With Wooden Racks & Material	259

11	Wall No. 2 Part A Shop No.346 Ground Floor	Covered With Wooden Racks & Material	260
12	Roof Part A Shop No.346 Ground Floor	Covered With Falls Ceiling	261
13	Wall No. 1 Part B Shop No.346 Ground Floor	Covered With Wooden Racks & Material	262
14	Wall No. 4 Part B Shop No.346 Ground Floor	Covered With Wooden Racks & Material	263
15	Wall No. 1 Part C Shop No.346 Ground Floor	Covered With Wooden Racks & Material	264
16	Wall No. 2 Part C Shop No.346 Ground Floor	Covered With Wooden Racks & Material	265
17	All Walls Part C of Shop no.345 Ground Floor	Covered With material	266
18	Wall No. 2	Covered	267
19	Wall No. 1 Part A of Shop no.343 Ground Floor	Covered With Wooden Racks & Material	268
20	Wall No. 2 Part B of Shop no.343 Ground Floor	Covered With Wooden Racks & Material	269
21	Wall No. 1 Shop no.342 Ground Floor	Covered With Wooden Racks & Material	270
22	Wall No. 4 Shop no.342 Ground Floor	Covered With Wooden Racks & Material	271
23	Wall No. 2 Shop no.342 Ground Floor	Covered With Wooden Racks & Material	272
24	Wall No. 1 Part A Shop no.341 Ground Floor	Covered With Wooden Racks & Material	273
25	Wall No. 4 Part A Shop no.341 Ground Floor	Covered With Wooden Racks & Material	274
26	Wall No. 2 Part A Shop no.341 Ground Floor	Covered With Wooden Racks & Material	275
27	Roof Part A Shop no.341 Ground Floor	Covered With Wooden Work	276
28	Wall No. 4 Part B Shop no.341 Ground Floor	Covered With Material	277
29	Wall No. 1 Shop No.340 Ground Floor	Covered With Wooden Racks & Material	278
30	Wall No. 2 Shop No.340 Ground Floor	Covered With Wooden Racks & Material	279
31	Wall No. 4 Shop No.340 Ground Floor	Covered With Wooden Racks & Material	280
32	Wall No. 1 Shop No.339 Ground Floor	Covered With Wooden Racks & Material	281
33	Wall No. 2 Shop No.339 Ground Floor	Covered With Wooden Racks & Material	282
34	Wall No. 4 Shop No.339 Ground Floor	Covered With Wooden Racks & Material	283
35	Roof Shop No.339 Ground Floor	Covered With Wooden Work	284
36	Wall No. 1 Part A of Shop no.337 Ground Floor	Covered With Wooden Racks & Material	285
37	Wall No. 2 Part A of Shop no.337 Ground Floor	Covered With Wooden Racks & Material	286
38	Roof Part A of Shop no.337 Ground Floor	Covered With Wooden Work	287
39	Wall No. 1 Part A Shop No.336 Ground Floor	Covered With Material	288
40	Wall No. 2 Part A Shop No.336 Ground Floor	Covered With Material	289
41	All Walls Part B Shop No.336 Ground Floor	Covered With Material	290
42	Wall No. 1 Shop No.338 Ground Floor	Covered With Wooden Racks & Material	291
43	Wall No. 2 Shop No.338 Ground Floor	Covered With Wooden Racks & Material	292
44	Roof Shop No.338 Ground Floor	Covered With Wooden Work	293
45	Wall No. 4 Shop No.338 Ground Floor	Covered With Wooden Racks & Material	294
46	Wall No. 1 Part A Shop No.344 Ground Floor	Covered With Wooden Racks & Material	295
47	Wall No. 2 Part A Shop No.344 Ground Floor	Covered With Wooden Racks & Material	296
48	Wall No. 1 Part B Shop No.344 Ground Floor	Covered With Wooden Racks & Material	297
49	Wall No. 2, 3 & 4 Part B Shop No.344 Ground Floor	Covered With Wooden Racks & Material	298
50	Wall No. 2 Part C Shop No.344 Ground Floor	Covered With Material	299
51	All Walls Part D Shop No.344 Ground Floor	Covered With Material	300
52	All walls Shop No.116 Ground floor	Covered	301
53	Shop No.115 Ground floor	Locked	302
54	Shop No.114 Ground floor	Locked	303
55	Shop No.113 Ground floor	Locked	304
56	Wall No. 1 Shop No.112 Ground floor	Covered With Wooden Rack & Material	305
57	Wall No. 4 Shop No.112 Ground floor	Covered With Wooden Rack & Material	306
58	Wall No. 2 Shop No.112 Ground floor	Covered With Wooden Rack & Material	307
59	Roof Shop No.112 Ground floor	Covered With Falls Ceiling	308
60	All walls Shop No.111 Ground floor	Covered With Wooden Rack & Material	309
61	Roof Shop No.111 Ground floor	Covered With Falls Ceiling	310
62	Wall No. 1 Shop No.25 Ground Floor	Covered With Material	311
63	Wall No. 2 & 4 Shop No.25 Ground Floor	Covered With Material	312

64	Wall No. 1 & 4 Shop No.27 Ground Floor	Covered With material	313
65	Wall No. 2 & 4 Shop No.27 Ground Floor	Covered With material	314
66	Shop No.26 Ground Floor	Locked	315
67	Shop No.28 Ground Floor	Locked	316
68	All walls Shop No.29 Ground Floor	Covered With material	317
69	Wall No. 1 & 4 Shop No.30 Ground Floor	Covered With Material	318
70	Wall No. 2 & 4 Shop No.30 Ground Floor	Covered With Material	319
71	Wall No. 1, 2 & 4 Shop No.32 Ground Floor	Covered With Material	320
72	All walls Shop No.32 Upper Ground Floor	Covered With Material	321
73	All walls & Roof Shop No.34 Ground Floor	Covered With Wooden Work &Material	322
74	All walls Shop No.34 Upper Ground Floor	Covered With Wooden Work &Material	323
75	Shop No.35 Ground Floor	Locked	324
76	All walls Shop No.36 Ground Floor	Covered With material	325
77	All walls Shop No.36 Upper Ground Floor	Covered With Material	326
78	All walls Shop No.37 Ground Floor	Covered With Wooden Work &Material	327
79	All walls Shop No.37 Ground Floor	Covered With Wooden Work &Material	328
80	Room No. 1 First Floor	Locked	329
81	First Floor	Locked	330
82	Wall No. 1 & 4 Shop No. 1 First Floor	Covered With Material	331
83	Wall No. 2 & 4 Shop No. 1 First Floor	Covered With Material	332
84	Wall No. 4 Shop No. 1 First Floor	Covered With Material	333
85	Wall No. 2 & 4 Shop No. 2 First Floor	Covered with Wooden	334
86	Wall No. 3 Shop No. 2 First Floor	Covered with Wooden	335
87	Wall No. 1 Shop No. 2 First Floor	Covered with Wooden	336
88	Shop No. 3 First Floor	Locked	337
89	Shop No. 4 First Floor	Locked	338
90	Wall No. 1 & 4 Shop No.5 & 6 First Floor	Covered with wooden work	339
91	Wall No. 2 & 4 Shop No.5 & 6 First Floor	Covered with wooden work	340
92	Wall No. 3 Shop No.5 & 6 First Floor	Covered with wooden work	341
93	Roof Shop No.5 & 6 First Floor	Covered with Falls ceiling	342
94	Shop No.7 First Floor	Locked	343
95	Shop No.8 First Floor	Locked	344
96	Shop No.9 First Floor	Locked	345
97	Shop No.10 First Floor	Locked	346
98	All walls Shop No.202 Second Floor	Covered With Wooden & Tiles Work	347
99	All walls Shop No.202 Second Floor	Covered With Wooden & Tiles Work	348
100	Roof Shop No.201 to 203 Second Floor	Covered With Falls Ceiling	349
101	Shop No. 204 Second Floor	Locked	350
102	Shop No. 205 Second Floor	Locked	351
103	Roof Shop No.206 Second Floor	Covered With Falls Ceiling	352
104	Wall No. 2 Shop No.207 Second Floor	Covered With Wooden Work	353
105	Shop No.208 Second Floor	Locked	354
106	Shop No.209 Second Floor	Locked	355
107	All walls Shop No.10 Second Floor	Covered with Material	356
108	Roof Shop No.10 Second Floor	Covered With Falls Ceiling	357
109	Tin shade Room Second Floor	Locked	358
110	Room No. 1 Staircase SF to TF	Locked	359
111	Shop No.301 Third Floor	Locked	360
112	Shop No.302 to 304 Third Floor	Locked	361
113	Shop No.302 to 304 Third Floor	Locked	362
114	Wall No. 2 Shop No.305 Third Floor	Covered With material	363
115	Shop No.309 & 310 Third Floor	Locked	364
116	Shop No.309 & 310 Third Floor	Locked	365

117	Room No. 4 Shri Krishna Chandra Ji Temple, F.Floor	Covered	366
118	All walls Toilet No. 1 Shri Krishna Chandra Ji Temple First Floor	Covered With Tiles	367
119	Wall No. 4 Room No. 7 Shri Krishna Chandra Ji Temple First Floor	Half Portion Covered with Material	368
120	Wall No. 2 Room No. 7 Shri Krishna Chandra Ji Temple First Floor	Half Portion Covered with Material	369
121	Wall No. 1 Room No. 7 Shri Krishna Chandra Ji Temple First Floor	Covered With Material	370
122	Wall No. 3 Room No. 7 Shri Krishna Chandra Ji Temple First Floor	Covered With Material	371
123	Wall No. All walls Toilet No. 2 Shri Krishna Chandra Ji Temple First Floor	Covered With Tiles	372
124	Wall No. 4 Room No. 15 Shri Krishna Chandra Ji Temple First Floor	Covered With almira	373
125	Wall No. 1 & 4 Shop of Temple Shri Krishna Chandra Ji Temple, First Floor	Covered With material	374
126	Wall No. 2 & 4 Shop of Temple Shri Krishna Chandra Ji Temple, First Floor	Covered With material	375
127	Wall No. 3 Shop of Temple Shri Krishna Chandra Ji Temple, First Floor	Covered With material	376
128	Roof Shop of Temple Shri Krishna Chandra Ji Temple, First Floor	Covered With Wooden Work	377
129	All walls Shop of Temple Shri Krishna Chandra Ji Temple, First Floor	Covered With material	378
130	Tomb Shri Krishna Chandra Ji Temple, First Floor	Locked	379
131	Kitchen No.3 Shri Krishna Chandra Ji Temple, F. F.	Locked	380
132	Wall No. 1, 2 & Roof Part D of Shop No.5 G. Floor	Covered With Wooden Racks & Falls Ceiling	381
133	All walls Part B of Shop No.5 Ground Floor	Covered With Wooden Racks & Falls Ceiling	382
134	Wall No. 1 & 4 Part E of Shop No.5 Ground Floor	Covered With Wooden Racks	383
135	Wall No. 2 & 4 Part E of Shop No.5 Ground Floor	Covered With Wooden Racks	384
136	Wall No. 1, 4 & Roof Shop no.9 Ground Floor	Covered With Wooden Racks	385
137	Wall No. 2, 4 & Roof Shop no.9 Ground Floor	Covered With Wooden Racks	386
138	Wall No. 1, 4 & Roof Shop no.15 Ground Floor	Covered With Wooden Racks	387
139	Wall No. 2, 4 & Roof Shop no.15 Ground Floor	Covered With Wooden Racks	388
140	Wall No. 1, 4 & Roof Shop No.16 Ground Floor	Covered With Wooden Racks & Material	389
141	Wall No. 2, 4 & Roof Shop No.16 Ground Floor	Covered With Wooden Racks & Material	390
142	Wall No. 2 & 4 Shop No.76 Ground Floor	Covered With wooden Racks & material	391
143	Wall No. 1 & 3 Shop No.76 Ground Floor	Covered With wooden Racks & material	392
144	All walls Shop No.76 Upper Ground Floor	Covered With wooden Racks & material	393
145	All walls Shop No.76 Upper Ground Floor	Covered With wooden Racks & material	394
146	Wall No. 2 & 4 Shop No.75 Ground Floor	Covered With Material	395
147	Wall No. 1 & 4 Shop No.75 Ground Floor	Covered With Material	396
148	Wall No. 1 & 4 Shop No.84 & 85 Ground Floor	Covered With wooden Racks & Material	397
149	Wall No. 2 & 4 Shop No.84 & 85 Ground Floor	Covered With wooden Racks & Material	398
150	Roof Shop No.84 & 85 Ground Floor	Covered With Falls Ceiling	399
151	Shop No.83B Ground Floor	Locked, Bhagwandas Talewale	400

Pre - Condition Building Survey for Construction of Underground Stations from Chandpole to Bari Chouper and reversal line



Photo 1
View of Temple



Photo 2
View of Shop No.348 & 349, Ground Floor



Photo 3
View of Shop No.347, Ground Floor



Photo 4
View of Shop No.346, Ground Floor



Photo 5
View of Part A Shop No.345, Ground Floor



Photo 6
View of Shop no.345, Ground Floor

Pre - Condition Building Survey for Construction of Underground Stations from Chandpole to Bari Chouper and reversal line



Photo 7
View of Shop no.343, Ground Floor



Photo 8
View of Shop no.342, Ground Floor



Photo 9
View of Shop no.342, Ground Floor



Photo 10
View of Shop no.341, Ground Floor



Photo 11
view of Shop No.340, Ground Floor



Photo 12
View of Shop no.339, Ground Floor

Pre - Condition Building Survey for Construction of Underground Stations from Chandpole to Bari Chouper and reversal line



Photo 13
View of Shop No.337, Ground Floor



Photo 14
View of Shop No.336, Ground Floor



Photo 15
View of Shop No.338, Ground Floor



Photo 16
View of Shop No.344, Ground Floor



Photo 17
View of Shop No.116 Tirlok Chand Rishi Kumar Tambi, Ground floor



Photo 18
View of Shop No.112 Fancy Bangels, Ground floor

Pre - Condition Building Survey for Construction of Underground Stations from Chandpole to Bari Chouper and reversal line



Photo 19
View of Shop No.111 M.Y.Bangels, Ground floor



Photo 20
View of shop No.25, Ground Floor



Photo 21
View of Shop No.27, Ground Floor



Photo 22
View of Shop No.29, Ground Floor



Photo 23
View of Shop No.30 K.S.Enterprises, Ground Floor



Photo 24
View of Shop No.31 Bhatia scientific agency, Ground Floor

Pre - Condition Building Survey for Construction of Underground Stations from Chandpole to Bari Chouper and reversal line



Photo 25
View of shop no.32, Ground Floor



Photo 26
View of Shop No.33, Ground Floor



Photo 27
View of Shop No.33, Ground Floor



Photo 28
View of Shop No.34, Ground Floor



Photo 29
View of Shop No.36, Ground Floor



Photo 30
View of Shop No.37, Ground Floor

Pre - Condition Building Survey for Construction of Underground Stations from Chandpole to Bari Chouper and reversal line



Photo 31
View of Shop No. 1, First Floor



Photo 32
View of Shop No. 2, First Floor



Photo 33
View of Shop No.5 & 6, First Floor



Photo 34
View of shop No.201 to 203, Second Floor



Photo 35
View of Shop no.201, Second Floor



Photo 36
View of Shop no.201, Second Floor

Pre - Condition Building Survey for Construction of Underground Stations from Chandpole to Bari Chouper and reversal line



Photo 37
View of shop no.203, Second Floor



Photo 38
View of Shop No.206 & 207, Second Floor



Photo 39
View of shop no.10, Second Floor



Photo 40
Second Floor



Photo 41
View of Shop no.305, Third Floor



Photo 42
View of Shop no.305, Third Floor

Pre - Condition Building Survey for Construction of Underground Stations from Chandpole to Bari Chouper and reversal line



Photo 43
View of Shop no.306,307 & 308, Third Floor



Photo 44
View of Shop no.306,307 & 308, Third Floor



Photo 45
View of Shop no.306,307 & 308, Third Floor



Photo 46
View of Shop No.304, Third Floor



Photo 47
Shri Krishna Chandra Ji Temple, First Floor



Photo 48
View of Temple, First Floor

Pre - Condition Building Survey for Construction of Underground Stations from Chandpole to Bari Chouper and reversal line



Photo 49
View of Shop No.5, Ground Floor



Photo 50
View of Part A of Shop , Ground Floor



Photo 51
View of Part C of Shop, Ground Floor



Photo 52
View of Shop no.9, Ground Floor



Photo 53
View of Shop No.10, Ground Floor



Photo 54
View of Shop No.15, Ground Floor

Pre - Condition Building Survey for Construction of Underground Stations from Chandpole to Bari Chouper and reversal line



Photo 55
View of Shop No.16 Jalan Sales, Ground Floor



Photo 56
View of Shop No.76 S.B. Steel Godown, Ground Floor



Photo 57
View of Shop No.75, Ground Floor



Photo 58
View of Shop No.85 Tiles house, Ground Floor



Photo 59
View of Shop No.83A Sharma Tea Stall, Ground Floor



Photo 60
View of Shop No.83A Sharma Tea Stall, Ground Floor

Pre - Condition Building Survey for Construction of Underground Stations from Chandpole to Bari Chouper and reversal line



Photo 61

Horizontal Crack on Roof of Varanda of Shop No.347, Ground Floor, Approx. Width = 0.4mm, Approx. Length = 3m. Distance from Backside Right side External Column, Height from Floor = 3m.



Photo 62

Horizontal Crack on Roof of Varanda of Shop No.346, G. Floor, Approx. Width = 0.3mm, Length = 3m. Distance Backside Right side External Column = 1.5m, Height Floor = 3m.



Photo 63

Horizontal Crack on Roof of Varanda of Shop No.345, Ground Floor, Approx. Width = 0.6mm, Approx. Length = 3m. Distance from Backside External Column = 1.3m, Height from Floor = 3m.



Photo 64

Horizontal Crack on Roof of Shop No.29, Ground Floor, Approx. Width = 0.35mm, Approx. Length = 3m. Distance from Wall No.4 = 3.3m, Height from Floor = 4m.



Photo 65

Vertical Crack on Wall No. 4 of Part-I, Shop No.31, Ground Floor, Approx. Width = 0.25mm, Approx. Length = 0.35m. Distance from Wall No.1 = 1.2m, Height from Floor = 2m.



Photo 66

Inclined Crack on Wall No. 3 of Part-I, Shop No.31, Ground Floor, Approx. Width = 0.2mm, Approx. Length = 0.6m. Distance from Wall No.2 = 0.85m, Height from Floor = 2.5m.

Pre - Condition Building Survey for Construction of Underground Stations from Chandpole to Bari Chouper and reversal line



Photo 67

Vertical Crack on Wall No. 4 of Lobby, First Floor, Approx. Width = 0.8mm, Approx. Length = 1.2m. Distance from Wall No. 1 = 0.25m, Height from Floor = 0.8m.



Photo 68

Horizontal Crack on Wall No. 4 of Shop No. 2, First Floor, Approx. Width = 0.6mm, Approx. Length = 4m. Distance from Wall No. 4 = 0m, Height from Floor = 3.5m.



Photo 69

Horizontal Crack on Outer Wall of Shop No. 201 to 203, Second Floor, Approx. Width = 4mm, Approx. Length = 3m. Distance from Shop No. 202 & 203 = 0m, Height from Floor = 0.5m.



Photo 69A

Horizontal Crack on Outer Wall of Shop No. 201 to 203, Second Floor, Approx. Width = 4mm, Approx. Length = 3m. Distance from Shop No. 202 & 203 = 0m, Height from Floor = 0.5m.



Photo 70

Inclined Crack on Wall No. 4 of Kitchen, Second Floor, Approx. Width = 2mm, Approx. Length = 0.4m. Distance from Wall No. 1 = 0m, Height from Floor = 1m.



Photo 71

Horizontal Crack on Wall No. 2 of Shop No. 304, Third Floor, Approx. Width = 0.35mm, Approx. Length = 6m. Distance from Wall no. 4 = 0m, Height from Floor = 2.3m.

Pre - Condition Building Survey for Construction of Underground Stations from Chandpole to Bari Chouper and reversal line



Photo 72

Inclined Crack on Wall No. 1 of Room No. 1, Temple First Floor, Approx. Width = 2.5mm, Approx. Length = 3m. Distance from Wall No.4 = 0.3m, Height from Floor = 3.5m.



Photo 73

Inclined Crack on Wall No. 1 of Room No. 1, Temple First Floor, Approx. Width = 2.5mm, Approx. Length = 3.5m. Distance from Wall No.3 = 0m, Height from Floor = 3m.



Photo 74

Horizontal Crack on Roof of Room No. 2, Temple First Floor, Approx. Width = 10mm, Approx. Length = 3.5m. Distance from Wall No.1 = 1.5m, Height from Floor = 4.5m.



Photo 75

Vertical Crack on of Lobby No.1, Shri Krishna Chandra Ji Temple, First Floor, Approx. Width = 0.2mm, Approx. Length = 3m. Distance from Wall No.1 = 2m, Height from Floor = 1.5m.



Photo 75A

Vertical Crack on of Lobby No.1, Shri Krishna Chandra Ji Temple, First Floor, Approx. Width = 0.2mm, Approx. Length = 3m. Distance from Wall No.1 = 2m, Height from Floor = 1.5m.



Photo 76

Horizontal Crack on Roof of Lobby No.1, Shri Krishna Chandra Ji Temple, First Floor, Approx. Width = 0.4mm, Approx. Length = 2.5m. Distance from Wall No.1 = 0m, Height from Floor = 4m.

Pre - Condition Building Survey for Construction of Underground Stations from Chandpole to Bari Chouper and reversal line



Photo 77

Vertical Crack on Wall No. 1 of Lobby No.1, Shri Krishna Chandra Ji Temple, First Floor, Approx. Width = 3mm, Approx. Length = 2m. Distance from Wall no.4 = 2m, Height from Floor = 0m.



Photo 77A

Vertical Crack on Wall No. 1 of Lobby No.1, Shri Krishna Chandra Ji Temple, First Floor, Approx. Width = 3mm, Approx. Length = 2m. Distance from Wall no.4 = 2m, Height from Floor = 0m.



Photo 78

Inclined Crack on Wall No. 1 & Roof of Lobby No.1, Shri Krishna Chandra Ji Temple, First Floor, Approx. Width = 2mm, Approx. Length = 2.5m. Distance from Wall No.3 = 0m, Height Floor = 2m.



Photo 79

Vertical Crack on Wall No. 2 & 4 of Room No. 3, Shri Krishna Chandra Ji Temple, First Floor, Approx. Width = 1mm, Approx. Length = 2.9m. Distance Wall No.2 & 4 = 0m, Height Floor = 1.6m.




Photo 80

Vertical Crack on Wall No. 2 & 3 of Room No. 3, Shri Krishna Chandra Ji Temple, First Floor, Approx. Width = 0.5mm, Approx. Length = 3m. Distance Wall No.2 & 3 = 0m, Height Floor = 1.2m.



Photo 81

Vertical Crack on Wall No. 1 of Varanda No.3, Shri Krishna Chandra Ji Temple, First Floor, Approx. Width = 10mm, Approx. Length = 2m.

Pre - Condition Building Survey for Construction of Underground Stations from Chandpole to Bari Chouper and reversal line



Photo 82

Inclined Crack on Wall No. 1 of Open to Sky Area No.3, Shri Krishna Chandra Ji Temple, F F, Approx. Width = 0.2mm, Approx. Length = 2m. Distance from Wall no.4 = 0m, Height Floor = 1.3m.



Photo 83

Inclined Crack on Wall No. 1 of Open to Sky Area No.3, Shri Krishna Chandra Ji Temple, FF, Approx. Width = 0.2mm, Approx. Length = 2m. Distance from Wall no.4 = 0m, Height Floor = 1.3m.



Photo 84

Inclined Crack on Wall No. 4 of Lobby No.4, Shri Krishna Chandra Ji Temple, First Floor, Approx. Width = 0.3mm, Approx. Length = 2.5m. Distance from Wall No.2 = 2m, Height from Floor = 1m.



Photo 84A

Inclined Crack on Wall No. 4 of Lobby No.4, Shri Krishna Chandra Ji Temple, First Floor, Approx. Width = 0.3mm, Approx. Length = 2.5m. Distance from Wall No.2 = 2m, Height from Floor = 1m.



Photo 85

Inclined Crack on Wall No. 4 & Roof of Room No. 7, Shri Krishna Chandra Ji Temple First Floor, Approx. Width = 0.5mm, Approx. Length = 2.5m. Distance from Wall No.1 = 3.7m, Height Floor = 3.3m.



Photo 86

Horizontal Crack on Roof of Room No. 7, Shri Krishna Chandra Ji Temple First Floor, Approx. Width = 0.35mm, Approx. Length = 3m. Distance from Wall No.2 = 4.5m, Height from Floor = 4m.

Pre - Condition Building Survey for Construction of Underground Stations from Chandpole to Bari Chouper and reversal line




Photo 87

Horizontal Crack on Roof of Room No. 7, Shri Krishna Chandra Ji Temple First Floor, Approx. Width = 0.2mm, Approx. Length = 3m. Distance from Wall No.2 = 2.5m, Height from Floor = 4m.



Photo 88

Inclined Crack on Wall No. 1, 3 & Roof of Room No. 7, Shri Krishna Chandra Ji Temple First Floor, Approx. Width = 0.35mm, Approx. Length = 6m. Distance Wall No 1 & 4 = 0m, Height Floor = 2.5m.



Photo 89

Inclined Crack on Wall No. 1 of Room No. 7, Shri Krishna Chandra Ji Temple First Floor, Approx. Width = 0.4mm, Approx. Length = 2.7m. Distance from Wall No.3 = 2m, Height from Floor = 3m.



Photo 90

Inclined Crack on Wall No. 4 of Room No. 10, Shri Krishna Chandra Ji Temple First Floor, Approx. Width = 0.2mm, Approx. Length = 5m. Distance from Wall No.1 = 0.3m, Height from Floor = 0m.



Photo 90A

Inclined Crack on Wall No. 4 of Room No. 10, Shri Krishna Chandra Ji Temple First Floor, Approx. Width = 0.2mm, Approx. Length = 5m. Distance from Wall No.1 = 0.3m, Height from Floor = 0m.



Photo 91

Inclined Crack on Wall No. 4 of Room No. 11, Shri Krishna Chandra Ji Temple First Floor, Approx. Width = 0.2mm, Approx. Length = 4.5m. Distance from Wall No.1 = 1.1m, Height from Floor = 0.4m.

Pre - Condition Building Survey for Construction of Underground Stations from Chandpole to Bari Chouper and reversal line



Photo 91A

Inclined Crack on Wall No. 4 of Room No. 11, Shri Krishna Chandra Ji Temple First Floor, Approx. Width = 0.2mm, Approx. Length = 4.5m. Distance from Wall No.1 = 1.1m, Height from Floor = 0.4m.



Photo 92

Horizontal Crack on Roof of Room No. 11, Shri Krishna Chandra Ji Temple First Floor, Approx. Width = 0.5mm, Approx. Length = 3m. Distance from Wall No.2 = 1.3m, Height from Floor = 4.5m.



Photo 93

Inclined Crack on Wall No. 3 of Room No. 11, Shri Krishna Chandra Ji Temple First Floor, Approx. Width = 0.25mm, Approx. Length = 2.5m. Distance from Wall No.1 = 1m, Height from Floor = 1.1m.



Photo 93A

Inclined Crack on Wall No. 3 of Room No. 11, Shri Krishna Chandra Ji Temple First Floor, Approx. Width = 0.25mm, Approx. Length = 2.5m. Distance from Wall No.1 = 1m, Height from Floor = 1.1m.



Photo 94

Horizontal Crack on Roof of Room No. 12, Shri Krishna Chandra Ji Temple First Floor, Approx. Width = 0.35mm, Approx. Length = 2.5m. Distance from Wall No.1 = 0m, Height from Floor = 4m.



Photo 95

Inclined Crack on Wall No. 1 of Lobby No.3, Shri Krishna Chandra Ji Temple, First Floor, Approx. Width = 0.25mm, Approx. Length = 1.5m. Distance from Wall No.3 = 7m, Height from Floor = 1.1m.

Pre - Condition Building Survey for Construction of Underground Stations from Chandpole to Bari Chouper and reversal line



Photo 95A

Inclined Crack on Wall No. 1 of Lobby No.3, Shri Krishna Chandra Ji Temple, First Floor, Approx. Width = 0.25mm, Approx. Length = 1.5m. Distance from Wall No.3 = 7m, Height from Floor = 1.1m.



Photo 96

Inclined Crack on Wall No. 2,3& Roof of Shri Krishna Chandra Ji Temple, First Floor, Approx. Width = 0.5mm, Approx. Length = 4m. Distance from Wall no.3 = 0m, Height from Floor = 2.5m.



Photo 97

Exposed Reinforcement on Roof of Varanda of Shop no.348 & 349 of Ground Floor



Photo 98

Dampness/Seepage on Roof of Varanda of Shop no.348 & 349 of Ground Floor



Photo 99

Peeling of Plaster on Roof of Varanda of Shop no.348 & 349 of Ground Floor



Photo 100

Peeling of Plaster on Wall No. 4 of Shop no.347 of Lower Ground Floor

Pre - Condition Building Survey for Construction of Underground Stations from Chandpole to Bari Chouper and reversal line



Photo 101

Dampness/Seepage on Roof of Varanda of Shop No.347 of Ground Floor



Photo 102

Peeling of Plaster on Roof of Part B Shop No.346 of Ground Floor



Photo 103

Peeling of Plaster on Roof of Part C Shop No.346 of Ground Floor



Photo 104

Damaged Portion on Wall No. 3 of Part C Shop No.346 of Ground Floor



Photo 105

Damaged Portion on Wall No. 3 of Part C Shop No.346 of Ground Floor



Photo 106

Damaged Portion on Wall No. 3 of Part C Shop No.346 of Ground Floor

Pre - Condition Building Survey for Construction of Underground Stations from Chandpole to Bari Chouper and reversal line



Photo 107

Dampness/Seepage on Roof of Varanda of Shop No.346 of Ground Floor



Photo 108

Peeling of Plaster on Wall No. 4 of Part B of Shop no.345 of Ground Floor



Photo 109

Dampness/Seepage on Wall No. 1 & 4 of Varanda of Shop No.345 of Ground Floor



Photo 110

Peeling of Plaster on Roof of Varanda of Shop No.345 of Ground Floor



Photo 111

Dampness/Seepage on Backside Left side External Column of Varanda of Shop No.345 of Ground Floor



Photo 112

Damaged Portion on Roof of Part B of Shop no.343 of Ground Floor

Pre - Condition Building Survey for Construction of Underground Stations from Chandpole to Bari Chouper and reversal line



Photo 113

Peeling of Plaster on Roof of Shop no.342 of Ground Floor



Photo 114

Peeling of Plaster on Roof of Varanda of Shop no.341 of Ground Floor



Photo 115

Peeling of Plaster on Roof of Shop No.340 of Ground Floor



Photo 116

Peeling of Plaster on Roof of Shop No.339 of Ground Floor



Photo 117

Peeling of Plaster on Wall No. 4 of Part B of Shop no.337 of Ground Floor



Photo 118

Peeling of Plaster on Wall No. 2 of Part B of Shop no.337 of Ground Floor

Pre - Condition Building Survey for Construction of Underground Stations from Chandpole to Bari Chouper and reversal line



Photo 119

Peeling of Plaster on Wall No. 3 of Part B of Shop no.337 of Ground Floor



Photo 120

Peeling of Plaster on Roof of Part A Shop No.336 of Ground Floor



Photo 121

Peeling of Plaster on Roof of Part A Shop No.344 of Ground Floor



Photo 122

Peeling of Plaster on Roof of Part B Shop No.344 of Ground Floor



Photo 123

Damaged Portion on Wall No. 4 of Part C Shop No.344 of Ground Floor



Photo 124

Peeling of Plaster on Wall No. 3 of Part C Shop No.344 of Ground Floor

Pre - Condition Building Survey for Construction of Underground Stations from Chandpole to Bari Chouper and reversal line



Photo 125

Peeling of Plaster on Roof of Part C Shop No.344 of Ground Floor



Photo 126

Peeling of Plaster on Wall No. 1 of Part C Shop No.344 of Ground Floor



Photo 127

Peeling of Plaster on Wall No. 4 of Varanda of Shop no.344 of Ground Floor



Photo 128

Peeling of Plaster on Wall No. 1 of Shop No.116 of Ground floor



Photo 129

Peeling of Plaster on Wall No. 4 of Shop No.116 of Ground floor



Photo 130

Peeling of Plaster on Wall No. 2 of Shop No.116 of Ground floor

Pre - Condition Building Survey for Construction of Underground Stations from Chandpole to Bari Chouper and reversal line



Photo 131
Plaster Crack on Front Wall of Shop No.116 of Ground floor



Photo 132
Dampness/Seepage on Wall No. 4 of Shop No.25 of Ground Floor



Photo 133
Dampness/Seepage on Wall No. 4 & Roof of Shop No.29 of Ground Floor



Photo 134
Peeling of Plaster on Wall No. 4 & Roof of Shop No.30 of Ground Floor



Photo 135
Dampness/Seepage on Wall No. 1 & Roof of Part-II of Shop No.31, Ground Floor



Photo 136
Dampness/Seepage on All Walls of Stair GF to FF of Ground Floor

Pre - Condition Building Survey for Construction of Underground Stations from Chandpole to Bari Chouper and reversal line



Photo 137
Dampness/Seepage on All Walls of Stair GF to FF of Ground Floor



Photo 138
Peeling of Plaster on Wall No. 1 of Stair GF to FF of Ground Floor



Photo 139
Dampness/Seepage on Wall No. 1 of Stair GF to FF of Ground Floor



Photo 140
Peeling of Plaster on Roof of Stair GF to FF of Ground Floor



Photo 141
Peeling of Plaster on Wall No. 4 of Lobby of First Floor



Photo 142
Peeling of Plaster on Roof of Lobby of First Floor

Pre - Condition Building Survey for Construction of Underground Stations from Chandpole to Bari Chouper and reversal line



Photo 143
Dampness/Seepage on Wall No. 2 & 3 of Lobby of First Floor



Photo 144
Peeling of Plaster on Roof of Lobby of First Floor



Photo 145
Dampness/Seepage on Wall No. 1 of Lobby of First Floor



Photo 146
Exposed Reinforcement on Outer Wall of Shop No.10 of First Floor



Photo 147
Peeling of Plaster on Wall No. 4 & 1 of Shop No.206 of Second Floor



Photo 148
Peeling of Plaster on Wall No. 1, 4 & Roof of Shop No.206 of Second Floor

Pre - Condition Building Survey for Construction of Underground Stations from Chandpole to Bari Chouper and reversal line



Photo 149
Peeling of Plaster on Wall No. 4 of Shop No.207 of Second Floor



Photo 150
Dampness/Seepage on Wall No. 1, 2 & 4 of Staircase FF to SF of Second Floor



Photo 151
Dampness/Seepage on Wall No. 1, 2 & 4 of Staircase FF to SF of Second Floor



Photo 152
Dampness/Seepage on Wall No. 1, 2 & 4 of Staircase FF to SF of Second Floor



Photo 153
Damaged Portion on Wall No. 4 of Bathroom of Staircase FF to SF



Photo 154
Peeling of Plaster on Wall No. 4 of Kitchen of Second Floor

Pre - Condition Building Survey for Construction of Underground Stations from Chandpole to Bari Chouper and reversal line



Photo 155
Peeling of Plaster on Wall No. 1, 2 & 4 of Second Floor



Photo 156
Dampness/Seepage on Wall No. 1, 2 & 4 of Staircase SF to TF of Second Floor



Photo 157
Peeling of Plaster on Wall No. 2 of Staircase SF to TF of Second Floor



Photo 158
Peeling of Plaster on Wall No. 4 of Staircase SF to TF of Second Floor



Photo 159
Peeling of Plaster on Wall No. 4 of Staircase SF to TF of Second Floor



Photo 160
Dampness/Seepage on Roof of Toilet No. 1 of Second Floor

Pre - Condition Building Survey for Construction of Underground Stations from Chandpole to Bari Chouper and reversal line



Photo 161
Peeling of Plaster on Roof of Shop No.305 of Third Floor



Photo 162
Dampness/Seepage on Wall No. 4 of Shop No.305 of Third Floor



Photo 163
Dampness/Seepage on Wall No. 4 of Shop No.304 of Third Floor



Photo 164
Dampness/Seepage on Shade Roof of Shop No.304 of Third Floor



Photo 165
Damaged Portion on Roof of Tomb of First Floor



Photo 166
Damaged Portion on Roof of Room No. 1 of Temple First Floor

Pre - Condition Building Survey for Construction of Underground Stations from Chandpole to Bari Chouper and reversal line



Photo 167
Peeling of Plaster on Wall No. 3 of Room No. 1 of Temple First Floor



Photo 168
Dampness/Seepage on Wall No. 4 & Roof of Room No. 2 of Temple First Floor

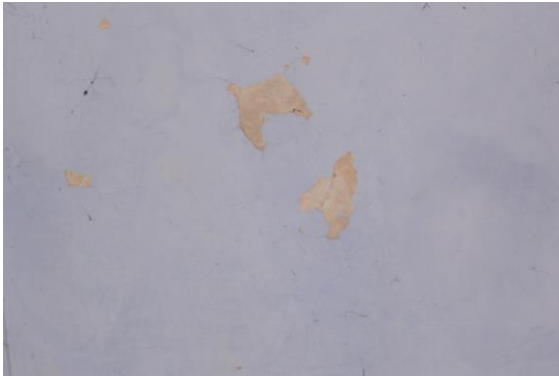


Photo 169
Peeling of Plaster on Roof of Lobby No.1 of Shri Krishna Chandra Ji Temple, First Floor



Photo 170
Peeling of Plaster on Roof of Lobby No.1 of Shri Krishna Chandra Ji Temple, First Floor



Photo 171
Peeling of Plaster on Roof of Lobby No.1 of Shri Krishna Chandra Ji Temple, First Floor



Photo 172
Peeling of Plaster on Roof of Lobby No.1 of Shri Krishna Chandra Ji Temple, First Floor

Pre - Condition Building Survey for Construction of Underground Stations from Chandpole to Bari Chouper and reversal line



Photo 173

Peeling of Plaster on Roof of Lobby No.1 of Shri Krishna Chandra Ji Temple, First Floor



Photo 174

Peeling of Plaster on Floor of Lobby No.1 of Shri Krishna Chandra Ji Temple, First Floor



Photo 175

Dampness/Seepage on Roof of Lobby No.1 of Shri Krishna Chandra Ji Temple, First Floor



Photo 176

Damaged Portion on Roof of Room No. 3 of Shri Krishna Chandra Ji Temple, First Floor



Photo 177

Peeling of Plaster on Wall No. 4 of Room No. 3 of Shri Krishna Chandra Ji Temple, First Floor



Photo 178

Peeling of Plaster on Roof of Room No. 3 of Shri Krishna Chandra Ji Temple, First Floor

Pre - Condition Building Survey for Construction of Underground Stations from Chandpole to Bari Chouper and reversal line



Photo 179

Damaged Portion on Roof Shade of Shri Krishna Chandra Ji Temple of First Floor



Photo 180

Damaged Portion on Roof Shade of Shri Krishna Chandra Ji Temple of First Floor



Photo 181

Damaged Portion on Roof Shade of Shri Krishna Chandra Ji Temple of First Floor



Photo 182

Peeling of Plaster on Roof of Lobby No.2 of Shri Krishna Chandra Ji Temple, First Floor



Photo 183

Dampness/Seepage on Roof of Lobby No.2 of Shri Krishna Chandra Ji Temple, First Floor



Photo 184

Peeling of Plaster on Wall No. 4 of Lobby No.2 of Shri Krishna Chandra Ji Temple, First Floor

Pre - Condition Building Survey for Construction of Underground Stations from Chandpole to Bari Chouper and reversal line



Photo 185

Dampness/Seepage on Wall No. 4 of Lobby No.2 of Shri Krishna Chandra Ji Temple, First Floor



Photo 186

Dampness/Seepage on Wall No. 4 of Lobby No.2 of Shri Krishna Chandra Ji Temple, First Floor



Photo 187

Peeling of Plaster on Wall No. 4 of Lobby No.2 of Shri Krishna Chandra Ji Temple, First Floor



Photo 188

Peeling of Plaster on Wall No. 1 of Varanda No.1 of Shri Krishna Chandra Ji Temple, First Floor



Photo 189

Peeling of Plaster on Wall No. 1 of Varanda No.1 of Shri Krishna Chandra Ji Temple, First Floor



Photo 190

Peeling of Plaster on Wall No. 2 of Varanda No.2 of Shri Krishna Chandra Ji Temple, First Floor

Pre - Condition Building Survey for Construction of Underground Stations from Chandpole to Bari Chouper and reversal line



Photo 191

Dampness/Seepage on Wall No. 1 of Varanda No.2 of Shri Krishna Chandra Ji Temple, First Floor



Photo 192

Peeling of Plaster on Wall No. 1 of Varanda No.3 of Shri Krishna Chandra Ji Temple, First Floor



Photo 193

Peeling of Plaster on Wall No.3 & Outer Wall of Open to Sky Area No.3 of Shri Krishna Chandra Ji Temple, First Floor



Photo 194

Peeling of Plaster on Wall No. 3 & Outer Wall of Open to Sky Area No.3 of Shri Krishna Chandra Ji Temple, First Floor



Photo 195

Damaged Portion on Wall No. 3 of Open to Sky Area No.3 of Shri Krishna Chandra Ji Temple, First Floor



Photo 196

Peeling of Plaster on Wall No. 1 of Open to Sky Area No.3 of Shri Krishna Chandra Ji Temple, First Floor

Pre - Condition Building Survey for Construction of Underground Stations from Chandpole to Bari Chouper and reversal line



Photo 197

Peeling of Plaster on Roof of Room No. 6 of Open to Sky Area No.3 Shri Krishna Chandra Ji Temple, First Floor



Photo 198

Dampness/Seepage on Wall No. 1, 4 & Roof of Room No. 6 of Open to Sky Area No.3 Shri Krishna Chandra Ji Temple, First Floor



Photo 199

Damaged Portion on Roof Shade of Shri Krishna Chandra Ji Temple of First Floor



Photo 200

Peeling of Plaster of Toilet No. 1 of Shri Krishna Chandra Ji Temple First Floor



Photo 201

Peeling of Plaster on Roof of Lobby No.4 of Shri Krishna Chandra Ji Temple, First Floor



Photo 202

Peeling of Plaster on Roof of Lobby No.4 of Shri Krishna Chandra Ji Temple, First Floor

Pre - Condition Building Survey for Construction of Underground Stations from Chandpole to Bari Chouper and reversal line



Photo 203

Peeling of Plaster on Wall No. 4 of Lobby No.4 of Shri Krishna Chandra Ji Temple, First Floor



Photo 204

Peeling of Plaster on Wall No. 4 of Lobby No.4 of Shri Krishna Chandra Ji Temple, First Floor



Photo 205

Peeling of Plaster on Wall No. 2 of Kitchen of Shri Krishna Chandra Ji Temple, First Floor



Photo 206

Damaged Portion on Floor of Lobby No.4 of Shri Krishna Chandra Ji Temple, First Floor



Photo 207

Peeling of Plaster on Wall No. 4 of Room No. 7 of Shri Krishna Chandra Ji Temple First Floor



Photo 208

Peeling of Plaster on Wall No. 7 of Room No. 7 of Shri Krishna Chandra Ji Temple First Floor

Pre - Condition Building Survey for Construction of Underground Stations from Chandpole to Bari Chouper and reversal line



Photo 209

Peeling of Plaster on Wall No. 7 of Room No. 7 of Shri Krishna Chandra Ji Temple First Floor



Photo 210

Dampness/Seepage on Wall No. 1 of Room No. 7 of Shri Krishna Chandra Ji Temple First Floor



Photo 211

Dampness/Seepage on Wall No. 4 & Roof of Room No. 8 of Shri Krishna Chandra Ji Temple First Floor



Photo 212

Peeling of Plaster on Wall No. 2 of Room No. 8 of Shri Krishna Chandra Ji Temple First Floor



Photo 213

Peeling of Plaster on Roof of Room No. 8 of Shri Krishna Chandra Ji Temple First Floor



Photo 214

Dampness/Seepage on Roof of Room No. 10 of Shri Krishna Chandra Ji Temple First Floor

Pre - Condition Building Survey for Construction of Underground Stations from Chandpole to Bari Chouper and reversal line



Photo 215

Peeling of Plaster on Wall No. 3 of Room No. 10 of Shri Krishna Chandra Ji Temple First Floor



Photo 216

Dampness/Seepage on Wall No. 1, 4 & Roof of Room No. 9 of Shri Krishna Chandra Ji Temple First Floor



Photo 217

Peeling of Plaster on Wall No. 1 of Room No. 9 of Shri Krishna Chandra Ji Temple First Floor



Photo 218

Peeling of Plaster on Wall No. 2 of Room No. 9 of Shri Krishna Chandra Ji Temple First Floor



Photo 219

Peeling of Plaster on Wall No. 4 of Room No. 11 of Shri Krishna Chandra Ji Temple First Floor



Photo 220

Peeling of Plaster on Roof of Room No. 11 of Shri Krishna Chandra Ji Temple First Floor

Pre - Condition Building Survey for Construction of Underground Stations from Chandpole to Bari Chouper and reversal line



Photo 221

Peeling of Plaster on Roof of Room No. 11 of Shri Krishna Chandra Ji Temple First Floor



Photo 222

Peeling of Plaster on Wall No. 1 of Room No. 11 of Shri Krishna Chandra Ji Temple First Floor



Photo 223

Dampness/Seepage on Wall No. 4 & Roof of Room No. 12 of Shri Krishna Chandra Ji Temple First Floor



Photo 224

Peeling of Plaster on Wall No. 1 of Room No. 12 of Shri Krishna Chandra Ji Temple First Floor



Photo 225

Dampness/Seepage on Wall No. 4 of Toilet No. 2 of Shri Krishna Chandra Ji Temple First Floor



Photo 226

Damaged Portion on Roof of Room No. 13 of Shri Krishna Chandra Ji Temple First Floor

Pre - Condition Building Survey for Construction of Underground Stations from Chandpole to Bari Chouper and reversal line



Photo 227

Peeling of Plaster on Wall No. 1 & 2 of Store of Shri Krishna Chandra Ji Temple, First Floor



Photo 228

Peeling of Plaster on Wall No. 1 & 2 of Store of Shri Krishna Chandra Ji Temple, First Floor



Photo 229

Plaster Crack on Wall No. 2 of Store of Shri Krishna Chandra Ji Temple, First Floor



Photo 230

Peeling of Plaster on Wall No. 1 of Room No. 13 of Shri Krishna Chandra Ji Temple First Floor



Photo 231

Peeling of Plaster on Wall No. 1 of Staircase GF to FF of Shri Krishna Chandra Ji Temple, Ground Floor



Photo 232

Damaged Portion on Roof of Staircase GF to FF of Shri Krishna Chandra Ji Temple, Ground Floor

Pre - Condition Building Survey for Construction of Underground Stations from Chandpole to Bari Chouper and reversal line



Photo 233

Damaged Portion on Roof of Staircase GF to FF of Shri Krishna Chandra Ji Temple, Ground Floor



Photo 234

Peeling of Plaster on Roof of Room No. 1 of Shri Krishna Chandra Ji Temple Ground Floor



Photo 235

Peeling of Plaster on Roof of Room No. 1 of Shri Krishna Chandra Ji Temple Ground Floor



Photo 236

Peeling of Plaster on Roof of Room No. 1 of Shri Krishna Chandra Ji Temple Ground Floor



Photo 237

Peeling of Plaster on Wall No. 2 of Room No. 1 of Shri Krishna Chandra Ji Temple Ground Floor



Photo 238

Peeling of Plaster on Wall No. 2 of Room No. 1 of Shri Krishna Chandra Ji Temple Ground Floor

Pre - Condition Building Survey for Construction of Underground Stations from Chandpole to Bari Chouper and reversal line



Photo 239

Damaged Portion on Wall No. 4 & Roof of Room No. 1 of Shri Krishna Chandra Ji Temple Ground Floor



Photo 240

Damaged Portion on Wall No. 4 & Roof of Room No. 1 of Shri Krishna Chandra Ji Temple Ground Floor



Photo 241

Damaged Portion on Wall No. 4 & Roof of Room No. 1 of Shri Krishna Chandra Ji Temple Ground Floor



Photo 242

Peeling of Plaster on Wall No. 2 of Room No. 1 of Shri Krishna Chandra Ji Temple Ground Floor



Photo 243

Damaged Portion on Floor of Room No. 1 of Shri Krishna Chandra Ji Temple Ground Floor



Photo 244

Damaged Portion on Wall No. 4 of Staircase GF to FF of Shri Krishna Chandra Ji Temple, Ground Floor

Pre - Condition Building Survey for Construction of Underground Stations from Chandpole to Bari Chouper and reversal line



Photo 245

Peeling of Plaster on Wall No. 2 of Lobby No.3 of Shri Krishna Chandra Ji Temple, First Floor



Photo 246

Dampness/Seepage on Roof of Lobby No.3 of Shri Krishna Chandra Ji Temple, First Floor



Photo 247

Dampness/Seepage on Wall No. 1 & Roof of Lobby No.3 of Shri Krishna Chandra Ji Temple, First Floor



Photo 248

Dampness/Seepage on Wall No. 2 of Room No. 16 of Shri Krishna Chandra Ji Temple First Floor



Photo 249

Dampness/Seepage on Wall No. 3 of Shop of Temple of Shri Krishna Chandra Ji Temple, First Floor



Photo 250

Wall No. 1 of Shop no.348 of Ground Floor Covered With Wooden Racks & Material

Pre - Condition Building Survey for Construction of Underground Stations from Chandpole to Bari Chouper and reversal line



Photo 251
Wall No. 4 of Shop no.348 of Ground Floor Covered With Wooden Racks & Material



Photo 252
Roof of Shop no.348 of Ground Floor Covered With Wooden Racks & Material



Photo 253
Wall No. 2 of Shop no.349 of Ground Floor Covered With Wooden Racks & Material



Photo 254
Wall No. 4 of Shop no.349 of Ground Floor Covered With Wooden Racks & Material



Photo 255
Roof of Shop no.349 of Ground Floor Covered With Wooden Racks & Material



Photo 256
Wall No. 1 of Shop no.347 of Ground Floor Covered With Wooden Racks & Material

Pre - Condition Building Survey for Construction of Underground Stations from Chandpole to Bari Chouper and reversal line



Photo 257

Wall No. 1 & 4 of Shop no.347 of Upper Ground Floor Covered With Wooden Racks & Material



Photo 258

Wall No. 2 of Shop no.347 of Upper Ground Floor Covered With Wooden Racks & Material



Photo 259

Wall No. 1 of Part A Shop No.346 of B Covered With Wooden Racks & Material



Photo 260

Wall No. 2 of Part A Shop No.346 of Ground Floor Covered With Wooden Racks & Material



Photo 261

Roof of Part A Shop No.346 of Ground Floor Covered With Falls Ceiling




Photo 262

Wall No. 1 of Part B Shop No.346 of Ground Floor Covered With Wooden Racks & Material

Pre - Condition Building Survey for Construction of Underground Stations from Chandpole to Bari Chouper and reversal line



Photo 263

Wall No. 4 of Part B Shop No.346 of Ground Floor Covered With Wooden Racks & Material



Photo 264

Wall No. 1 of Part C Shop No.346 of Ground Floor Covered With Wooden Racks & Material



Photo 265

Wall No. 2 of Part C Shop No.346 of Ground Floor Covered With Wooden Racks & Material



Photo 266

All Walls of Part C of Shop no.345 of Ground Floor Covered With material



Photo 267

Wall No. 2



Photo 268

Wall No. 1 of Part A of Shop no.343 of Ground Floor Covered With Wooden Racks & Material

Pre - Condition Building Survey for Construction of Underground Stations from Chandpole to Bari Chouper and reversal line



Photo 269

Wall No. 2 of Part B of Shop no.343 of Ground Floor Covered With Wooden Racks & Material



Photo 270

Wall No. 1 of Shop no.342 of Ground Floor Covered With Wooden Racks & Material



Photo 271

Wall No. 4 of Shop no.342 of Ground Floor Covered With Wooden Racks & Material



Photo 272

Wall No. 2 of Shop no.342 of Ground Floor Covered With Wooden Racks & Material



Photo 273

Wall No. 1 of Part A Shop no.341 of Ground Floor Covered With Wooden Racks & Material



Photo 274

Wall No. 4 of Part A Shop no.341 of Ground Floor Covered With Wooden Racks & Material

Pre - Condition Building Survey for Construction of Underground Stations from Chandpole to Bari Chouper and reversal line



Photo 275

Wall No. 2 of Part A Shop no.341 of Ground Floor Covered With Wooden Racks & Material



Photo 276

Roof of Part A Shop no.341 of Ground Floor Covered With Wooden Work



Photo 277

Wall No. 4 of Part B Shop no.341 of Ground Floor Covered With Material



Photo 278

Wall No. 1 of Shop No.340 of Ground Floor Covered With Wooden Racks & Material



Photo 279

Wall No. 2 of Shop No.340 of Ground Floor Covered With Wooden Racks & Material



Photo 280

Wall No. 4 of Shop No.340 of Ground Floor Covered With Wooden Racks & Material

Pre - Condition Building Survey for Construction of Underground Stations from Chandpole to Bari Chouper and reversal line



Photo 281

Wall No. 1 of Shop No.339 of Ground Floor Covered With Wooden Racks & Material



Photo 282

Wall No. 2 of Shop No.339 of Ground Floor Covered With Wooden Racks & Material



Photo 283

Wall No. 4 of Shop No.339 of Ground Floor Covered With Wooden Racks & Material



Photo 284

Roof of Shop No.339 of Ground Floor Covered With Wooden Work




Photo 285

Wall No. 1 of Part A of Shop no.337 of Ground Floor Covered With Wooden Racks & Material



Photo 286

Wall No. 2 of Part A of Shop no.337 of Ground Floor Covered With Wooden Racks & Material

Pre - Condition Building Survey for Construction of Underground Stations from Chandpole to Bari Chouper and reversal line



Photo 287

Roof of Part A of Shop no.337 of Ground Floor Covered With Wooden Work



Photo 288

Wall No. 1 of Part A Shop No.336 of Ground Floor Covered With Material



Photo 289

Wall No. 2 of Part A Shop No.336 of Ground Floor Covered With Material



Photo 290

All Walls of Part B Shop No.336 of Ground Floor Covered With Material



Photo 291

Wall No. 1 of Shop No.338 of Ground Floor Covered With Wooden Racks & Material




Photo 292

Wall No. 2 of Shop No.338 of Ground Floor Covered With Wooden Racks & Material

Pre - Condition Building Survey for Construction of Underground Stations from Chandpole to Bari Chouper and reversal line



Photo 293

Roof of Shop No.338 of Ground Floor Covered With Wooden Work



Photo 294

Wall No. 4 of Shop No.338 of Ground Floor Covered With Wooden Racks & Material



Photo 295

Wall No. 1 of Part A Shop No.344 of Ground Floor Covered With Wooden Racks & Material



Photo 296

Wall No. 2 of Part A Shop No.344 of Ground Floor Covered With Wooden Racks & Material



Photo 297

Wall No. 1 of Part B Shop No.344 of Ground Floor Covered With Wooden Racks & Material



Photo 298

Wall No. 2, 3 & 4 of Part B Shop No.344 of Ground Floor Covered With Wooden Racks & Material

Pre - Condition Building Survey for Construction of Underground Stations from Chandpole to Bari Chouper and reversal line



Photo 299

Wall No. 2 of Part C Shop No.344 of Ground Floor Covered With Material



Photo 300

All Walls of Part D Shop No.344 of Ground Floor Covered With Material



Photo 301

All walls of Shop No.116 of Ground floor



Photo 302

Shop No.115 of Ground floor Locked



Photo 303

Shop No.114 of Ground floor Locked



Photo 304

Shop No.113 of Ground floor Locked

Pre - Condition Building Survey for Construction of Underground Stations from Chandpole to Bari Chouper and reversal line



Photo 305

Wall No. 1 of Shop No.112 of Ground floor Covered With Wooden Rack & Material



Photo 306

Wall No. 4 of Shop No.112 of Ground floor Covered With Wooden Rack & Material



Photo 307

Wall No. 2 of Shop No.112 of Ground floor Covered With Wooden Rack & Material



Photo 308

Roof of Shop No.112 of Ground floor Covered With Falls Ceiling



Photo 309

All walls of Shop No.111 of Ground floor Covered With Wooden Rack & Material



Photo 310

Roof of Shop No.111 of Ground floor Covered With Falls Ceiling

Pre - Condition Building Survey for Construction of Underground Stations from Chandpole to Bari Chouper and reversal line



Photo 311

Wall No. 1 of Shop No.25 of Ground Floor Covered With Material



Photo 312

Wall No. 2 & 4 of Shop No.25 of Ground Floor Covered With Material



Photo 313

Wall No. 1 & 4 of Shop No.27 of Ground Floor Covered With material



Photo 314

Wall No. 2 & 4 of Shop No.27 of Ground Floor Covered With material



Photo 315

Shop No.26 of Ground Floor Locked



Photo 316

Shop No.28 of Ground Floor Locked

Pre - Condition Building Survey for Construction of Underground Stations from Chandpole to Bari Chouper and reversal line



Photo 317

All walls of Shop No.29 of Ground Floor Covered With material



Photo 318

Wall No. 1 & 4 of Shop No.30 of Ground Floor Covered With Material



Photo 319

Wall No. 2 & 4 of Shop No.30 of Ground Floor Covered With Material



Photo 320

Wall No. 1, 2 & 4 of Shop No.32 of Ground Floor Covered With Material



Photo 321

All walls of Shop No.32 of Upper Ground Floor Covered With Material



Photo 322

All walls & Roof of Shop No.34 of Ground Floor Covered With Wooden Work &Material

Pre - Condition Building Survey for Construction of Underground Stations from Chandpole to Bari Chouper and reversal line



Photo 323

All walls of Shop No.34 of Upper Ground Floor Covered With Wooden Work &Material



Photo 324

Shop No.35 of Ground Floor Locked



Photo 325

All walls of Shop No.36 of Ground Floor Covered With material



Photo 326

All walls of Shop No.36 of Upper Ground Floor Covered With Material



Photo 327

All walls of Shop No.37 of Ground Floor Covered With Wooden Work &Material



Photo 328

All walls of Shop No.37 of Ground Floor Covered With Wooden Work &Material

Pre - Condition Building Survey for Construction of Underground Stations from Chandpole to Bari Chouper and reversal line



Photo 329
Room No. 1 of First Floor Locked



Photo 330
First Floor Locked



Photo 331
Wall No. 1 & 4 of Shop No. 1 of First Floor Covered With Material



Photo 332
Wall No. 2 & 4 of Shop No. 1 of First Floor Covered With Material



Photo 333
Wall No. 4 of Shop No. 1 of First Floor Covered With Material



Photo 334
Wall No. 2 & 4 of Shop No. 2 of First Floor Covered with Wooden

Pre - Condition Building Survey for Construction of Underground Stations from Chandpole to Bari Chouper and reversal line



Photo 335

Wall No. 3 of Shop No. 2 of First Floor Covered with Wooden



Photo 336

Wall No. 1 of Shop No. 2 of First Floor Covered with Wooden



Photo 337

Shop No. 3 of First Floor Locked



Photo 338

Shop No. 4 of First Floor Locked



Photo 339

Wall No. 1 & 4 of Shop No.5 & 6 of First Floor Covered with wooden work



Photo 340

Wall No. 2 & 4 of Shop No.5 & 6 of First Floor Covered with wooden work

Pre - Condition Building Survey for Construction of Underground Stations from Chandpole to Bari Chouper and reversal line



Photo 341

Wall No. 3 of Shop No.5 & 6 of First Floor Covered with wooden work



Photo 342

Roof of Shop No.5 & 6 of First Floor Covered with Falls ceiling



Photo 343

Shop No.7 of First Floor Locked



Photo 344

Shop No.8 of First Floor Locked



Photo 345

Shop No.9 of First Floor Locked



Photo 346

Shop No.10 of First Floor Locked

Pre - Condition Building Survey for Construction of Underground Stations from Chandpole to Bari Chouper and reversal line



Photo 347

All walls of Shop No.202 of Second Floor Covered With Wooden & Tiles Work



Photo 348

All walls of Shop No.202 of Second Floor Covered With Wooden & Tiles Work



Photo 349

Roof of Shop No.201 to 203 of Second Floor Covered With Falls Ceiling



Photo 350

Shop No. 204 of Second Floor Locked



Photo 351

Shop No. 205 of Second Floor Locked



Photo 352

Roof of Shop No.206 of Second Floor Covered With Falls Ceiling

Pre - Condition Building Survey for Construction of Underground Stations from Chandpole to Bari Chouper and reversal line



Photo 353

Wall No. 2 of Shop No.207 of Second Floor Covered With Wooden Work



Photo 354

Shop No.208 of Second Floor Locked



Photo 355

Shop No.209 of Second Floor Locked



Photo 356

All walls of Shop No.10 of Second Floor Covered with Material



Photo 357

Roof of Shop No.10 of Second Floor Covered With Falls Ceiling



Photo 358

Tin shade Room of Second Floor Locked

Pre - Condition Building Survey for Construction of Underground Stations from Chandpole to Bari Chouper and reversal line



Photo 359
Room No. 1 of Staircase SF to TF Locked



Photo 360
Shop No.301 of Third Floor Locked



Photo 361
Shop No.302 to 304 of Third Floor Locked



Photo 362
Shop No.302 to 304 of Third Floor Locked



Photo 363
Wall No. 2 of Shop No.305 of Third Floor Covered With material



Photo 364
Shop No.309 & 310 of Third Floor Locked

Pre - Condition Building Survey for Construction of Underground Stations from Chandpole to Bari Chouper and reversal line



Photo 365
Shop No.309 & 310 of Third Floor Locked



Photo 366
Room No. 4 of Shri Krishna Chandra Ji Temple, First Floor



Photo 367
All walls of Toilet No. 1 of Shri Krishna Chandra Ji Temple First Floor
Covered With Tiles



Photo 368
Wall No. 4 of Room No. 7 of Shri Krishna Chandra Ji Temple First Floor
Half Portion Covered with Material



Photo 369
Wall No. 2 of Room No. 7 of Shri Krishna Chandra Ji Temple First Floor
Half Portion Covered with Material



Photo 370
Wall No. 1 of Room No. 7 of Shri Krishna Chandra Ji Temple First Floor
Covered With Material

Pre - Condition Building Survey for Construction of Underground Stations from Chandpole to Bari Chouper and reversal line



Photo 371

Wall No. 3 of Room No. 7 of Shri Krishna Chandra Ji Temple First Floor Covered With Material



Photo 372

All walls of Toilet No. 2 of Shri Krishna Chandra Ji Temple First Floor Covered With Tiles



Photo 373

Wall No. 4 of Room No. 15 of Shri Krishna Chandra Ji Temple First Floor Covered With almira



Photo 374

Wall No. 1 & 4 of Shop of Temple of Shri Krishna Chandra Ji Temple, First Floor Covered With material



Photo 375

Wall No. 2 & 4 of Shop of Temple of Shri Krishna Chandra Ji Temple, First Floor Covered With material



Photo 376

Wall No. 3 of Shop of Temple of Shri Krishna Chandra Ji Temple, First Floor Covered With material

Pre - Condition Building Survey for Construction of Underground Stations from Chandpole to Bari Chouper and reversal line



Photo 377

Roof of Shop of Temple of Shri Krishna Chandra Ji Temple, First Floor Covered With Wooden Work



Photo 378

All walls of Shop of Temple of Shri Krishna Chandra Ji Temple, First Floor Covered With material



Photo 379

Tomb of Shri Krishna Chandra Ji Temple, First Floor Locked



Photo 380

Kitchen No.3 of Shri Krishna Chandra Ji Temple, First Floor Locked



Photo 381

Wall No. 1, 2 & Roof of Part D of Shop No.5 of Ground Floor Covered With Wooden Racks & Falls Ceiling



Photo 382

All walls of Part B of Shop No.5 of Ground Floor Covered With Wooden Racks & Falls Ceiling

Pre - Condition Building Survey for Construction of Underground Stations from Chandpole to Bari Chouper and reversal line



Photo 383

Wall No. 1 & 4 of Part E of Shop No.5 of Ground Floor Covered With Wooden Racks



Photo 384

Wall No. 2 & 4 of Part E of Shop No.5 of Ground Floor Covered With Wooden Racks



Photo 385

Wall No. 1, 4 & Roof of Shop no.9 of Ground Floor Covered With Wooden Racks



Photo 386

Wall No. 2, 4 & Roof of Shop no.9 of Ground Floor Covered With Wooden Racks



Photo 387

Wall No. 1, 4 & Roof of Shop no.15 of Ground Floor Covered With Wooden Racks



Photo 388

Wall No. 2, 4 & Roof of Shop no.15 of Ground Floor Covered With Wooden Racks

Pre - Condition Building Survey for Construction of Underground Stations from Chandpole to Bari Chouper and reversal line



Photo 389

Wall No. 1, 4 & Roof of Shop No.16 of Ground Floor Covered With Wooden Racks & Material



Photo 390

Wall No. 2, 4 & Roof of Shop No.16 of Ground Floor Covered With Wooden Racks & Material



Photo 391

Wall No. 2 & 4 of Shop No.76 of Ground Floor Covered With wooden Racks & material



Photo 392

Wall No. 1 & 3 of Shop No.76 of Ground Floor Covered With wooden Racks & material



Photo 393

All walls of Shop No.76 of Upper Ground Floor Covered With wooden Racks & material



Photo 394

All walls of Shop No.76 of Upper Ground Floor Covered With wooden Racks & material

Pre - Condition Building Survey for Construction of Underground Stations from Chandpole to Bari Chouper and reversal line



Photo 395

Wall No. 2 & 4 of Shop No.75 of Ground Floor Covered With Material



Photo 396

Wall No. 1 & 4 of Shop No.75 of Ground Floor Covered With Material



Photo 397

Wall No. 1 & 4 of Shop No.84 & 85 of Ground Floor Covered With wooden Racks & Material



Photo 398

Wall No. 2 & 4 of Shop No.84 & 85 of Ground Floor Covered With wooden Racks & Material



Photo 399

Roof of Shop No.84 & 85 of Ground Floor Covered With Falls Ceiling



Photo 400

of Shop No.83B of Ground Floor Locked, Bhagwandas Talewale

Pre - Condition Building Survey for Construction of Underground Stations from Chandpole to Bari Chouper and reversal line



Bank of Baroda & Shop No. 331-335
Tripola Bazar
Jaipur
Unique ID: CC BC DN 0019

Report Number: AIMIL/ESG/JMCEC/CC BC DN 0019/01, Rev. 00, Dated: January 2014

Building Owner
Contractor

Various Owners
CEC

Client
Sub-Contractor

JMRC Limited
AIMIL Limited

Pre - Condition Building Survey for Construction of Underground Stations from Chandpole to Bari Chouper and reversal line

Table of Contents

S.No.	Particulars	Page No.
1	Introduction	2
2	Survey Details	2
3	About the Structure	3
4	Building Ownership Details	3
5	Project Details	4
6	General Building Details	4
7	Summary of Cracks	5
8	Summary of Defects other than Cracks	
9	Summary of Areas that Could not be surveyed	
10	Defect Photographs	
11	Schematic Diagram of Building	

Introduction

The Jaipur Metro Rail is being constructed to provide the city of Jaipur with a modern and technologically advanced Transit System, to provide a safe and well connected means of transport that reduces traffic congestion. The project consists of two corridors with underground and elevated sections.

The construction of underground rail and road infrastructures in metropolitan and cosmopolitan cities are mostly through developed area under challenging soil conditions.

The alignment of structure is passing through densely inhabited areas, many structures are falling in the zone of influence of construction activities. It is required to carry out the pre-condition survey of those structures. The scope of work of this survey includes carrying out pre-condition survey of those structures.

Survey Details

S.No.	Head	Particulars	Signatures
1	Date of Survey	10/12/2012	
2	AIMIL Representative		
3	CEC Representative		
4	Structural Designer of CEC		
5	JMRC/DMRC Representative		

Pre - Condition Building Survey for Construction of Underground Stations from Chandpole to Bari Chouper and reversal line

About the Structure

The structure under consideration is a Multi Story Load Bearing Structure having 2 floors. The structure was constructed in year 1888 and is 125 years old.

There are 9 defects in the structure out of which 1 are cracks. Category wise distribution of cracks is given in the table below. Overall the Building can be categorised in Category I (Very Slight)

Category	Number of Cracks	% of Total Cracks
Negligible (< 0.1mm)	0	0%
Very Slight (0.1 to 1mm)	1	100%
Slight (1 to 5mm)	0	0%
Moderate (5 to 15mm)	0	0%
Severe (15 to 25mm)	0	0%
Very Severe (>25mm)	0	0%

The average width of cracks is 0.3mm and average length of cracks is 0.35m. The maximum crack width is 0.3mm and minimum width is 0.3mm.

Building Ownership Details			
Unique ID/Sub ID	Premises Name	Owner	Signatures
CC-BC/DL/0019-335	Satguru Arts		
CC-BC/DL/0019-334	Dharam Singh Mohan Das		
CC-BC/DL/0019-333	Nayyar Bangels		
CC-BC/DL/0019-332	Sanganervalal		
CC-BC/DL/0019-331	C.P.Garg		
CC-BC/DL/0019-FF	Bank of Baroda		

Pre - Condition Building Survey for Construction of Underground Stations from Chandpole to Bari Chouper and reversal line

Project Details		
S. No.	Head	Particulars
1	Project	Jaipur Metro Rail Project
2	Section	Chandpole to Bari Chaupar
3	Client	JMRC Limited
4	Consultant	DMRC Limited
5	Contractor	CEC
6	Design Consultant of Contractor	Omikron Kappa - Indus Consultrans JV
7	Sub-Contractor	AIMIL Limited
8	Subject	Pre-Condition Survey Report

General Building Details (As informed verbally by Building Owner)		
S. No.	Head	Particulars
1	Building Name	Bank of Baroda & Shop No. 331-335
2	Building Address	Bank of Baroda & Shop No. 331-335 Tripola Bazar Jaipur
3	Year of Construction	1888
4	Number of Floors	G+1
5	Number of Basements	None
6	Type of Building	Commercial
7	Approximate Height	6m
8	Approximate Area	Not Known
9	Age of Building	125 years
10	Type of Structure	Load Bearing Structure
11	Type of Foundation	Not Known
12	Number of Bore Wells	None
13	Depth and Diameter of Bore	N.A.
14	Roadways	One Side
15	Presence of Equipment/Machines	None

Pre - Condition Building Survey for Construction of Underground Stations from Chandpole to Bari Chouper and reversal line

Summary of Cracks						
Defect ID	Location	Orientation	Appx. Width (mm)	Appx. Length (m)	Category	Photo No.
1	Wall No. 3 Room No. 1 Bank of Baroda, First Floor	Horizontal	0.3	0.35	Very Slight	6

Summary of Defects Other Than Crack			
Defect ID	Location	Description	Photo No.
2	Roof Shop No.332 Ground Floor	Peeling of Plaster	7
3	Roof Shop No.332 Ground Floor	Peeling of Plaster	8
4	Roof Varanda of Shop No.332 Ground Floor	Peeling of Plaster	9
5	Roof Toilet No. 2 Bank of Baroda, First Floor	Peeling of Plaster	10
6	Wall No. 4 Toilet No. 2 Bank of Baroda, First Floor	Dampness/Seepage	11
7	Wall No. 1 Toilet No. 1 Bank of Baroda, First Floor	Peeling of Plaster	12
8	Roof Toilet No. 1 Bank of Baroda, First Floor	Peeling of Plaster	13
9	Wall No. 3 & 2 Lobby of Bank of Baroda First Floor	Dampness/Seepage	14

Summary of Areas that Could not be Surveyed			
Serial No.	Location	Description	Photo No.
1	Wall No. 1 Part A of Shop No.335 Ground Floor	Covered With Wooden Racks & Material	15
2	Wall No. 2 Part A of Shop No.335 Ground Floor	Covered With Wooden Racks & Material	16
3	Wall No. 4 Part B of Shop No.335 Ground Floor	Covered With Wooden Racks & Material	17
4	Roof Part A of Shop No.335 Ground Floor	Covered With Wooden Work	18
5	Wall No. 1 Shop No.334 Ground Floor	Covered With Wooden Racks & Material	19
6	Wall No. 2 Shop No.334 Ground Floor	Covered With Wooden Racks & Material	20
7	Wall No. 4 Shop No.334 Ground Floor	Covered With Wooden Racks & Material	21
8	Roof Shop No.334 Ground Floor	Covered with Wooden Work	22
9	Wall No. 1 Shop No.332 Ground Floor	Covered With Wooden Racks & Material	23
10	Wall No. 2 Shop No.332 Ground Floor	Covered With Wooden Racks & Material	24
11	Wall No. 4 Shop No.332 Ground Floor	Covered With Wooden Racks & Material	25
12	Wall No. 1 Shop No.333 Ground Floor	Covered With Wooden Racks & Material	26
13	Wall No. 2 Shop No.333 Ground Floor	Covered With Wooden Racks & Material	27
14	Wall No. 4 Shop No.333 Ground Floor	Covered With Wooden Racks & Material	28
15	Roof Shop No.333 Ground Floor	Covered With Wooden Work	29
16	Shop No.331 Ground Floor	Locked	30
17	Wall No. 1 & 4 Hall No. 1 Bank of Baroda, First Floor	Covered With wooden Work	31
18	Wall No. 1 & 3 Hall No. 1 Bank of Baroda, First Floor	Covered With wooden Work	32
19	Roof Hall No. 1 Bank of Baroda, First Floor	Covered With Falls Ceiling	33
20	Wall No. 1 Hall No. 2 Bank of Baroda, First Floor	Covered With wooden Work	34
21	Wall No. 1 Hall No. 2 Bank of Baroda, First Floor	Covered With wooden Work	35
22	All walls Hall No. 2(Part-II) Bank of Baroda, First Floor	Covered With wooden Work	36
23	Wall No. 1, 2 & 4 Toilet No. 1 Bank of Baroda, First Floor	Covered With tiles	37
24	Roof Hall No. 2 (Part-III) Bank of Baroda, First Floor	Covered With falls ceiling	38

Pre - Condition Building Survey for Construction of Underground Stations from Chandpole to Bari Chouper and reversal line



Photo 1
View of Bank of Baroda



Photo 2
View of Shop No.335, Ground Floor



Photo 3
View of Shop No.334, Ground Floor



Photo 4
View of Shop No.332, Ground Floor



Photo 5
View of Shop No.333, Ground Floor



Photo 6
Horizontal Crack on Wall No. 3 of Room No. 1, Bank of Baroda, First Floor Approx. Width = 0.3mm, Approx. Length = 0.35m. Distance from Wall No.1 = 0m, Height from Floor = 2m.

Pre - Condition Building Survey for Construction of Underground Stations from Chandpole to Bari Chouper and reversal line



Photo 7
Peeling of Plaster on Roof of Shop No.332 of Ground Floor



Photo 8
Peeling of Plaster on Roof of Shop No.332 of Ground Floor



Photo 9
Peeling of Plaster on Roof of Varanda of Shop No.332 of Ground Floor



Photo 10
Peeling of Plaster on Roof of Toilet No. 2 of Bank of Baroda, First Floor



Photo 11
Dampness/Seepage on Wall No. 4 of Toilet No. 2 of Bank of Baroda, First Floor



Photo 12
Peeling of Plaster on Wall No. 1 of Toilet No. 1 of Bank of Baroda, First Floor

Pre - Condition Building Survey for Construction of Underground Stations from Chandpole to Bari Chouper and reversal line



Photo 13

Peeling of Plaster on Roof of Toilet No. 1 of Bank of Baroda, First Floor



Photo 14

Dampness/Seepage on Wall No. 3 & 2 of Lobby of Bank of Baroda of First Floor



Photo 15

Wall No. 1 of Part A of Shop No.335 of Ground Floor Covered With Wooden Racks & Material



Photo 16

Wall No. 2 of Part A of Shop No.335 of Ground Floor Covered With Wooden Racks & Material




Photo 17

Wall No. 4 of Part B of Shop No.335 of Ground Floor Covered With Wooden Racks & Material




Photo 18

Roof of Part A of Shop No.335 of Ground Floor Covered With Wooden Work

Pre - Condition Building Survey for Construction of Underground Stations from Chandpole to Bari Chouper and reversal line



Photo 19

Wall No. 1 of Shop No.334 of Ground Floor Covered With Wooden Racks & Material



Photo 20

Wall No. 2 of Shop No.334 of Ground Floor Covered With Wooden Racks & Material



Photo 21

Wall No. 4 of Shop No.334 of Ground Floor Covered With Wooden Racks & Material



Photo 22

Roof of Shop No.334 of Ground Floor Covered with Wooden Work



Photo 23

Wall No. 1 of Shop No.332 of Ground Floor Covered With Wooden Racks & Material



Photo 24

Wall No. 2 of Shop No.332 of Ground Floor Covered With Wooden Racks & Material

Pre - Condition Building Survey for Construction of Underground Stations from Chandpole to Bari Chouper and reversal line



Photo 25

Wall No. 4 of Shop No.332 of Ground Floor Covered With Wooden Racks & Material



Photo 26

Wall No. 1 of Shop No.333 of Ground Floor Covered With Wooden Racks & Material



Photo 27

Wall No. 2 of Shop No.333 of Ground Floor Covered With Wooden Racks & Material



Photo 28

Wall No. 4 of Shop No.333 of Ground Floor Covered With Wooden Racks & Material



Photo 29

Roof of Shop No.333 of Ground Floor Covered With Wooden Work



Photo 30

Shop No.331 of Ground Floor Locked

Pre - Condition Building Survey for Construction of Underground Stations from Chandpole to Bari Chouper and reversal line



Photo 31

Wall No. 1 & 4 of Hall No. 1 of Bank of Baroda, First Floor Covered With wooden Work



Photo 32

Wall No. 1 & 3 of Hall No. 1 of Bank of Baroda, First Floor Covered With wooden Work



Photo 33

Roof of Hall No. 1 of Bank of Baroda, First Floor Covered With Falls Ceiling



Photo 34

Wall No. 1 of Hall No. 2 of Bank of Baroda, First Floor Covered With wooden Work



Photo 35

Wall No. 1 of Hall No. 2 of Bank of Baroda, First Floor Covered With wooden Work



Photo 36

All walls of Hall No. 2(Part-II) of Bank of Baroda, First Floor Covered With wooden Work

Pre - Condition Building Survey for Construction of Underground Stations from Chandpole to Bari Chouper and reversal line



Photo 37

Wall No. 1, 2 & 4 of Toilet No. 1 of Bank of Baroda, First Floor Covered With tiles



Photo 38

Roof of Hall No. 2 (Part-III) of Bank of Baroda, First Floor Covered With falls ceiling

Pre - Condition Building Survey for Construction of Underground Stations from Chandpole to Bari Chouper and reversal line



Shops
Maniharo Ka Rasta, Tripolia Bazar
Jaipur
Unique ID: CC BC DN 0020

Report Number: AIMIL/ESG/JMCEC/CC BC DN 0020/01, Rev. 00, Dated: January 2014

Building Owner
Contractor

Various Owners
CEC

Client
Sub-Contractor

JMRC Limited
AIMIL Limited

Pre - Condition Building Survey for Construction of Underground Stations from Chandpole to Bari Chouper and reversal line

Table of Contents

S.No.	Particulars	Page No.
1	Introduction	2
2	Survey Details	2
3	About the Structure	3
4	Building Ownership Details	3
5	Project Details	4
6	General Building Details	4
7	Summary of Cracks	5
8	Summary of Defects other than Cracks	
9	Summary of Areas that Could not be surveyed	
10	Defect Photographs	
11	Schematic Diagram of Building	

Introduction

The Jaipur Metro Rail is being constructed to provide the city of Jaipur with a modern and technologically advanced Transit System, to provide a safe and well connected means of transport that reduces traffic congestion. The project consists of two corridors with underground and elevated sections.

The construction of underground rail and road infrastructures in metropolitan and cosmopolitan cities are mostly through developed area under challenging soil conditions.

The alignment of structure is passing through densely inhabited areas, many structures are falling in the zone of influence of construction activities. It is required to carry out the pre-condition survey of those structures. The scope of work of this survey includes carrying out pre-condition survey of those structures.

Survey Details

S.No.	Head	Particulars	Signatures
1	Date of Survey	20/12/2013	
2	AIMIL Representative		
3	CEC Representative		
4	Structural Designer of CEC		
5	JMRC/DMRC Representative		

Pre - Condition Building Survey for Construction of Underground Stations from Chandpole to Bari Chouper and reversal line

About the Structure

The structure under consideration is a Multi Story Load Bearing Structure having 3 floors and a basement. The structure was constructed in year 1863 and is 150 years old.

There are 9 defects in the structure out of which 2 are cracks. Category wise distribution of cracks is given in the table below. Overall the Building can be categorised in Category II (Slight)

Category	Number of Cracks	% of Total Cracks
Negligible (< 0.1mm)	0	0%
Very Slight (0.1 to 1mm)	0	0%
Slight (1 to 5mm)	2	100%
Moderate (5 to 15mm)	0	0%
Severe (15 to 25mm)	0	0%
Very Severe (>25mm)	0	0%

The average width of cracks is 3mm and average length of cracks is 3m. The maximum crack width is 3.5mm and minimum width is 2.5mm.

Building Ownership Details			
Unique ID/Sub ID	Premises Name	Owner	Signatures
CC-BC/DL/0020-01	Amir Cycle Godown		
CC-BC/DL/0020-02	Saunkhiya Brothers		
CC-BC/DL/0020-03-04	Saunkhiya Brothers		
CC-BC/DL/0020-05	Rangoli Bangels		
CC-BC/DL/0020-06	Shri Gobind Traders		
CC-BC/DL/0020-07	Harish Store		
CC-BC/DL/0020-08	Shri Gobind Traders		
CC-BC/DL/0020-09	Prem Tea Stall		
CC-BC/DL/0020-10	No Specific Name		
CC-BC/DL/0020-11	Dharam Singh Mohan Das		
CC-BC/DL/0020-12	Chuhar Mal Bal Chander Pansari		

Pre - Condition Building Survey for Construction of Underground Stations from Chandpole to Bari Chouper and reversal line

Project Details		
S. No.	Head	Particulars
1	Project	Jaipur Metro Rail Project
2	Section	Chandpole to Bari Chaupar
3	Client	JMRC Limited
4	Consultant	DMRC Limited
5	Contractor	CEC
6	Design Consultant of Contractor	Omikron Kappa - Indus Consultrans JV
7	Sub-Contractor	AIMIL Limited
8	Subject	Pre-Condition Survey Report

General Building Details (As informed verbally by Building Owner)		
S. No.	Head	Particulars
1	Building Name	Shops
2	Building Address	Shops Kishor Niwas, Maniharo ka Rasta, Tripolia Bazar Jaipur
3	Year of Construction	1863
4	Number of Floors	G
5	Number of Basements	1
6	Type of Building	Commercial
7	Approximate Height	3m
8	Approximate Area	Not Known
9	Age of Building	150 years
10	Type of Structure	Load Bearing Structure
11	Type of Foundation	Not Known
12	Number of Bore Wells	None
13	Depth and Diameter of Bore	N.A.
14	Roadways	One Side
15	Presence of Equipment/Machines	None

Pre - Condition Building Survey for Construction of Underground Stations from Chandpole to Bari Chouper and reversal line

Summary of Cracks						
Defect ID	Location	Orientation	Appx. Width (mm)	Appx. Length (m)	Category	Photo No.
1	Wall No. 1 Shop No.22 Ground Floor	Vertical	3.5	4	Slight	19
2	Roof Shop No.22 Ground Floor	Horizontal	2.5	2	Slight	20

Summary of Defects Other Than Crack			
Defect ID	Location	Description	Photo No.
3	Wall No. 4 Shop No.22 Ground Floor	Peeling of Plaster	21
4	Wall No. 4 Shop No.22 Ground Floor	Peeling of Plaster	22
5	Wall No. 4, Roof & 5 Shop No.22 Ground Floor	Dampness/Seepage	23
6	Outer Wall Shop No.23 Ground Floor	Dampness/Seepage	24
7	Wall No. 1 Shop No.23 Ground Floor	Dampness/Seepage	25
8	Wall No. 4 & Roof Shop No.23 Ground Floor	Peeling of Plaster	26
9	Wall No. 1 Shop No.23 Ground Floor	Peeling of Plaster	27

Summary of Areas that Could not be Surveyed			
Serial No.	Location	Description	Photo No.
1	All walls Shop No. 1 Ground Floor	Covered With Material	28
2	Wall No. 1 & 4 Shop No. 4 Ground Floor	Covered With Wooden Work	29
3	Wall No. 2 & 4 Shop No. 4 Ground Floor	Covered With Wooden Work	30
4	Roof Shop No. 4 Ground Floor	Covered With Falls Ceiling	31
5	All walls Shop No. 6 Ground Floor	Covered With Material	32
6	All walls Shop No. 7 Ground Floor	Covered With Material	33
7	Roof Shop No. 7 Ground Floor	Covered With Falls Ceiling	34
8	Wall No. 1 & 4 Shop No. 8 Ground Floor	Covered With Wooden Work & Material	35
9	Wall No. 2 & 4 Shop No. 8 Ground Floor	Covered With Wooden Work & Material	36
10	Roof Shop No. 8 Ground Floor	Covered With Falls Ceiling	37
11	Wall No. 1 & 4 Shop No. 11 & 14 Ground Floor	Covered With Wooden Work & Material	38
12	Wall No. 2 & 4 Shop No. 11 & 14 Ground Floor	Covered With Wooden Work & Material	39
13	Roof Shop No. 11 & 14 Ground Floor	Covered With Falls Ceiling	40
14	All walls Shop No. 17 Ground Floor	Covered With Wooden Work & Material	41
15	Roof Shop No. 17 Ground Floor	Covered With Falls Ceiling	42
16	Wall No. 1, 2 & Roof Part D Shop No. 5, Gr. Floor	Covered With Wooden Racks & Falls Ceiling	43
17	All walls Part B Shop No. 5, Ground Floor	Covered With Wooden Racks & Falls Ceiling	44
18	Wall No. 1 & 4 Part E Shop No. 5, Ground Floor	Covered With Wooden Racks	45
19	Wall No. 2 & 4 Part E Shop No. 5, Ground Floor	Covered With Wooden Racks	46
20	Wall No. 1, 4 & Roof Shop No. 9 Ground Floor	Covered With Wooden Racks	47
21	Wall No. 2, 4 & Roof Shop No. 9 Ground Floor	Covered With Wooden Racks	48
22	All walls & Roof Shop No.19 Ground Floor	Covered With Wooden & Roof Fall Ceiling	49
23	Wall No. 1 & 4 Shop No.20 Ground Floor	Covered With tiles	50
24	Wall No. 2 & 4 Shop No.20 Ground Floor	Covered With Tiles	51
25	Wall No. 2 & 4 Shop No.21 Ground Floor	Covered With tiles	52
26	Wall No. 1 & 4 Shop No.21 Ground Floor	Covered With Tiles	53
27	Wall No. 1 & 4 Shop No.23 Ground Floor	Covered With wooden Racks & Material	54

28	Wall No. 1 & 2 Shop No.23 Ground Floor	Covered With wooden Racks & Material	55
29	Shop No.24 Ground Floor	Locked, Nayar Bangles Godown	56



Pre - Condition Building Survey for Construction of Underground Stations from Chandpole to Bari Chouper and reversal line



Photo 1

View of shop No.23 Chuhad Mal Bal chand pansari



Photo 2

View of shop no.1 Cycle Godown, Ground Floor




Photo 3

View of shop no.4 Sonkhia Brothers, Ground Floor



Photo 4

View of Shop No.6 Sonkhia Brothers, Ground Floor



Photo 5

View of Shop No.7, Ground Floor



Photo 6

View of Shop No.8 Rangoli Brothers, Ground Floor

Pre - Condition Building Survey for Construction of Underground Stations from Chandpole to Bari Chouper and reversal line



Photo 7

View of Shop no.11 & 14 Shree Gobind Traders, Ground Floor



Photo 8

View of Shop No.17 Harish Store, Ground Floor



Photo 9

View of Shop No.5, Ground Floor



Photo 10

View of Part A of Shop , Shop No. 5, Ground Floor




Photo 11

View of Part C of Shop, Shop No. 5, Ground Floor



Photo 12

View of Shop no.9, Ground Floor

Pre - Condition Building Survey for Construction of Underground Stations from Chandpole to Bari Chouper and reversal line



Photo 13
View of Shop No.10, Ground Floor




Photo 14
View of Shop No.19, Ground Floor



Photo 15
View of Shop No.20, Ground Floor



Photo 16
View of Shop No.21 Murali Pan Bhandar, Ground Floor



Photo 17
Ground Floor



Photo 18
View of Shop No.22 Dharam Singh Mohan Das, Ground Floor

Pre - Condition Building Survey for Construction of Underground Stations from Chandpole to Bari Chouper and reversal line



Photo 19

Vertical Crack on Wall No. 1 of Shop No.22, Ground Floor
Approx. Width = 3.5mm, Approx. Length = 4m.
Distance from Wall No.4 = 0.4m, Height from Floor = 0m.



Photo 20

Horizontal Crack on Roof of Shop No.22, Ground Floor
Approx. Width = 2.5mm, Approx. Length = 2m.
Distance from Wall No.4 = 0m, Height from Floor = 4m.



Photo 21

Peeling of Plaster on Wall No. 4 of Shop No.22 of Ground Floor



Photo 22

Peeling of Plaster on Wall No. 4 of Shop No.22 of Ground Floor



Photo 23

Dampness/Seepage on Wall No. 4, 5 & Roof of Shop No.22 of Ground Floor



Photo 24

Dampness/Seepage on Outer Wall of Shop No.23 of Ground Floor

Pre - Condition Building Survey for Construction of Underground Stations from Chandpole to Bari Chouper and reversal line



Photo 25

Dampness/Seepage on Wall No. 1 of Shop No.23 of Ground Floor



Photo 26

Peeling of Plaster on Wall No. 4 & Roof of Shop No.23 of Ground Floor



Photo 27

Peeling of Plaster on Wall No. 1 of Shop No.23 of Ground Floor



Photo 28

All walls of Shop No. 1 of Ground Floor Covered With Material



Photo 29

Wall No. 1 & 4 of Shop No. 4 of Ground Floor Covered With Wooden Work



Photo 30

Wall No. 2 & 4 of Shop No. 4 of Ground Floor Covered With Wooden Work

Pre - Condition Building Survey for Construction of Underground Stations from Chandpole to Bari Chouper and reversal line



Photo 31

Roof of Shop No. 4 of Ground Floor Covered With Falls Ceiling



Photo 32

All walls of Shop No. 6 of Ground Floor Covered With Material



Photo 33

All walls of Shop No. 7 of Ground Floor Covered With Material




Photo 34

Roof of Shop No. 7 of Ground Floor Covered With Falls Ceiling



Photo 35

Wall No. 1 & 4 of Shop No. 8 of Ground Floor Covered With Wooden Work & Material



Photo 36

Wall No. 2 & 4 of Shop No. 8 of Ground Floor Covered With Wooden Work & Material

Pre - Condition Building Survey for Construction of Underground Stations from Chandpole to Bari Chouper and reversal line



Photo 37

Roof of Shop No. 8 of Ground Floor Covered With Falls Ceiling



Photo 38

Wall No. 1 & 4 of Shop No. 11 & 14 of Ground Floor Covered With Wooden Work & Material



Photo 39

Wall No. 2 & 4 of Shop No. 11 & 14 of Ground Floor Covered With Wooden Work & Material



Photo 40

Roof of Shop No. 11 & 14 of Ground Floor Covered With Falls Ceiling



Photo 41

All walls of Shop No. 17 of Ground Floor Covered With Wooden Work & Material



Photo 42

Roof of Shop No. 17 of Ground Floor Covered With Falls Ceiling

Pre - Condition Building Survey for Construction of Underground Stations from Chandpole to Bari Chouper and reversal line



Photo 43

Wall No. 1, 2 & Roof of Part D of Shop No. 5, Ground Floor Covered With Wooden Racks & Falls Ceiling



Photo 44

All walls of Part B of Shop No. 5, Ground Floor Covered With Wooden Racks & Falls Ceiling



Photo 45

Wall No. 1 & 4 of Part E of Shop No. 5, Ground Floor Covered With Wooden Racks



Photo 46

Wall No. 2 & 4 of Part E of Shop No. 5, Ground Floor Covered With Wooden Racks



Photo 47

Wall No. 1, 4 & Roof of Shop No. 9 of Ground Floor Covered With Wooden Racks



Photo 48

Wall No. 2, 4 & Roof of Shop No. 9 of Ground Floor Covered With Wooden Racks

Pre - Condition Building Survey for Construction of Underground Stations from Chandpole to Bari Chouper and reversal line



Photo 49

All walls & Roof of Shop No.19 of Ground Floor Covered With Wooden
& Roof Fall Ceiling



Photo 50

Wall No. 1 & 4 of Shop No.20 of Ground Floor Covered With tiles



Photo 51

Wall No. 2 & 4 of Shop No.20 of Ground Floor Covered With Tiles



Photo 52

Wall No. 2 & 4 of Shop No.21 of Ground Floor Covered With tiles



Photo 53

Wall No. 1 & 4 of Shop No.21 of Ground Floor Covered With Tiles



Photo 54

Wall No. 1 & 4 of Shop No.23 of Ground Floor Covered With wooden
Racks & Material

Pre - Condition Building Survey for Construction of Underground Stations from Chandpole to Bari Chouper and reversal line



Photo 55

Wall No. 1 & 2 of Shop No.23 of Ground Floor Covered With wooden Racks & Material



Photo 56

Shop No.24 of Ground Floor Locked, Nayar Bangles Godown

Pre - Condition Building Survey for Construction of Underground Stations from Chandpole to Bari Chouper and reversal line



Shop No. 319-330 & Temple
Tripola Bazar
Jaipur
Unique ID: CC BC DN 0021

Report Number: AIMIL/ESG/JMCEC/CC BC DN 0021/01, Rev. 00, Dated: December 2013

Building Owner
Contractor

Various Owners
CEC

Client
Sub-Contractor

JMRC Limited
AIMIL Limited

Pre - Condition Building Survey for Construction of Underground Stations from Chandpole to Bari Chouper and reversal line

Table of Contents

S.No.	Particulars	Page No.
1	Introduction	2
2	Survey Details	2
3	About the Structure	3
4	Building Ownership Details	3
5	Project Details	4
6	General Building Details	4
7	Summary of Cracks	5
8	Summary of Defects other than Cracks	
9	Summary of Areas that Could not be surveyed	
10	Defect Photographs	
11	Schematic Diagram of Building	

Introduction

The Jaipur Metro Rail is being constructed to provide the city of Jaipur with a modern and technologically advanced Transit System, to provide a safe and well connected means of transport that reduces traffic congestion. The project consists of two corridors with underground and elevated sections.

The construction of underground rail and road infrastructures in metropolitan and cosmopolitan cities are mostly through developed area under challenging soil conditions.

The alignment of structure is passing through densely inhabited areas, many structures are falling in the zone of influence of construction activities. It is required to carry out the pre-condition survey of those structures. The scope of work of this survey includes carrying out pre-condition survey of those structures.

Survey Details

S.No.	Head	Particulars	Signatures
1	Date of Survey	10/12/2012	
2	AIMIL Representative		
3	CEC Representative		
4	Structural Designer of CEC		
5	JMRC/DMRC Representative		

Pre - Condition Building Survey for Construction of Underground Stations from Chandpole to Bari Chouper and reversal line

About the Structure

The structure under consideration is a Single Story Load Bearing Structure having a basement. The structure was constructed in year 1913 and is 100 years old.

There are 38 defects in the structure out of which 4 are cracks. Category wise distribution of cracks is given in the table below. Overall the Building can be categorised in Category II (Slight)

Category	Number of Cracks	% of Total Cracks
Negligible (< 0.1mm)	0	0%
Very Slight (0.1 to 1mm)	1	25%
Slight (1 to 5mm)	3	75%
Moderate (5 to 15mm)	0	0%
Severe (15 to 25mm)	0	0%
Very Severe (>25mm)	0	0%

The average width of cracks is 1.54mm and average length of cracks is 2.65m. The maximum crack width is 3mm and minimum width is 0.15mm.

Building Ownership Details			
Unique ID/Sub ID	Premises Name	Owner	Signatures
CC-BC/DL/0021-329	Lal Chand Rakesh Kumar		
CC-BC/DL/0021-328	Lal Chand Rakesh Kumar		
CC-BC/DL/0021-327	Shree Lucky Sales Agency		
CC-BC/DL/0021-326	Pt.Hari Narayan Nathu Lal		
CC-BC/DL/0021-325	Vinod Hardware Store		
CC-BC/DL/0021-324	Rajesh Tambacco Company		
CC-BC/DL/0021-323	Kanahiya Lal Radheshyam Lohia		
CC-BC/DL/0021-322	Beli Ram Parkash Chand		
CC-BC/DL/0021-321	Murli Dhar Ram Pratap Lohia		
CC-BC/DL/0021-320	Damodar Das Phool Chand Lohia		
CC-BC/DL/0021-319	Rajender Paints Agency		
CC-BC/DL/0021-T	Temple		

Pre - Condition Building Survey for Construction of Underground Stations from Chandpole to Bari Chouper and reversal line

Project Details		
S. No.	Head	Particulars
1	Project	Jaipur Metro Rail Project
2	Section	Chandpole to Bari Chaupar
3	Client	JMRC Limited
4	Consultant	DMRC Limited
5	Contractor	CEC
6	Design Consultant of Contractor	Omikron Kappa - Indus Consultrans JV
7	Sub-Contractor	AIMIL Limited
8	Subject	Pre-Condition Survey Report

General Building Details (As informed verbally by Building Owner)		
S. No.	Head	Particulars
1	Building Name	Shop No. 319-330 & Temple
2	Building Address	Shop No. 319-330 & Temple Tripola Bazar Jaipur
3	Year of Construction	1913
4	Number of Floors	B+G
5	Number of Basements	None
6	Type of Building	Commercial
7	Approximate Height	3m
8	Approximate Area	Not Known
9	Age of Building	100 years
10	Type of Structure	Load Bearing Structure
11	Type of Foundation	Not Known
12	Number of Bore Wells	None
13	Depth and Diameter of Bore	N.A.
14	Roadways	One Side
15	Presence of Equipment/Machines	None

Pre - Condition Building Survey for Construction of Underground Stations from Chandpole to Bari Chouper and reversal line

Summary of Cracks						
Defect ID	Location	Orientation	Appx. Width (mm)	Appx. Length (m)	Category	Photo No.
1	Roof Varanda of Shop No.328 & 329 Ground Floor	Horizontal	1	3	Slight	17
2	Shop No.330 Ground Floor	Horizontal	2	3	Slight	18
3	Roof Varanda of Shop No.327 Ground Floor	Horizontal	0.15	2.1	Very Slight	19
4	Roof Varanda of shop No.322 Ground Floor	Horizontal	3	2.5	Slight	20

Summary of Defects Other Than Crack			
Defect ID	Location	Description	Photo No.
5	Roof Shop No.329 Ground Floor	Peeling of Plaster	21
6	Roof Shop No.329 Ground Floor	Peeling of Plaster	22
7	Roof Shop No.329 Basement	Peeling of Plaster	23
8	Roof Varanda of Shop No.328 & 329 Ground Floor	Peeling of Plaster	24
9	Roof Varanda of Shop No.328 & 329 Ground Floor	Dampness/Seepage	25
10	Wall No. 2 Shop No.330 Ground Floor	Damaged Portion	26
11	Wall No. 2 Shop No.330 Ground Floor	Damaged Portion	27
12	Roof Shop No.330 Ground Floor	Peeling of Plaster	28
13	Varanda of Shop No.326 Ground Floor	Peeling of Plaster	29
14	Roof Varanda of Shop no.325 Ground Floor	Dampness/Seepage	30
15	Roof Varanda of Shop No.324 Ground Floor	Dampness/Seepage	31
16	External Leftside Column Varanda of Shop No.324 Ground Floor	Peeling of Plaster	32
17	External Rightside Column Varanda of Shop No.324 Ground Floor	Peeling of Plaster	33
18	Roof Varanda of Shop No.323 Ground Floor	Peeling of Plaster	34
19	Roof Varanda of Shop No.323 Ground Floor	Peeling of Plaster	35
20	Roof Varanda of Shop No.323 Ground Floor	Exposed Reinforcement	36
21	External Rightside Column Varanda of Shop No.323 Ground Floor	Peeling of Plaster	37
22	Wall No. 1 Part A of shop No.322 Ground Floor	Peeling of Plaster	38
23	Roof Part A of shop No.322 Ground Floor	Dampness/Seepage	39
24	Wall No. 4 Part A of shop No.322 Ground Floor	Dampness/Seepage	40
25	Roof Part B of shop No.322 Ground Floor	Peeling of Plaster	41
26	Roof Part B of shop No.322 Ground Floor	Peeling of Plaster	42
27	Roof Varanda of shop No.322 Ground Floor	Peeling of Plaster	43
28	External Leftside Column Varanda of shop No.322 Ground Floor	Dampness/Seepage	44
29	Roof Varanda of Shop No.319 Ground Floor	Dampness/Seepage	45
30	Steps Staircase of Temple Ground Floor	Peeling of Plaster	46
31	Side B Temple Ground Floor	Damaged Portion	47
32	Roof Part A of shop No.321 Ground Floor	Dampness/Seepage	48
33	Roof Part B of shop No.321 Ground Floor	Peeling of Plaster	49

Pre - Condition Building Survey for Construction of Underground Stations from Chandpole to Bari Chouper and reversal line

34	Roof Part C of shop No.321 Ground Floor	Peeling of Plaster	50
35	Roof Varanda of shop No.321 Ground Floor	Peeling of Plaster	51
36	Roof Varanda of shop No.321 Ground Floor	Dampness/Seepage	52
37	External Leftside Column Varanda of shop No.321 Ground Floor	Peeling of Plaster	53
38	External Rightside Column Varanda of shop No.321 Ground Floor	Peeling of Plaster	54

Summary of Areas that Could not be Surveyed			
Serial No.	Location	Description	Photo No.
1	Wall No. 2 Shop No.329 Ground Floor	Covered With Wooden Racks & Material	55
2	Wall No. 1 Shop No.329 Ground Floor	Covered With Wooden Racks & Material	56
3	Wall No. 4 Shop No.329 Ground Floor	Covered With Wooden Racks & Material	57
4	All Walls Shop No.329 Basement	Covered With Wooden Racks & Material	58
5	Wall No. 2 Shop No.328 Ground Floor	Covered With Wooden Racks & Material	59
6	Wall No. 1 Shop No.328 Ground Floor	Covered With Wooden Racks & Material	60
7	Wall No. 4 Shop No.328 Ground Floor	Covered With Wooden Racks & Material	61
8	Roof Shop No.328 Ground Floor	Covered With Wooden Work	62
9	All Walls Shop No.328 Basement	Covered With Wooden Racks & Material	63
10	All Walls Shop No.328 Basement	Covered With Wooden Racks & Material	64
11	Wall No. 1, 2 & 4 Shop No.330 Ground Floor	Covered With Wooden Racks & Material	65
12	Wall No. 1 Shop No.327 Ground Floor	Covered With Material	66
13	Wall No. 4 Shop No.327 Ground Floor	Covered With Material	67
14	Wall No. 2 Shop No.327 Ground Floor	Covered With Material	68
15	Wall No. 1 Shop No.326 Lower Ground Floor	Covered With Wooden Racks & Material	69
16	Wall No. 4 Shop No.326 Lower Ground Floor	Covered With Wooden Racks & Material	70
17	Wall No. 2 Shop No.326 Lower Ground Floor	Covered With Wooden Racks & Material	71
18	All Walls Shop No.326 Basement	Covered With Wooden Racks & Material	72
19	All Walls Shop No.326 Upper Ground Floor	Covered With Wooden Racks & Material	73
20	Wall No. 1 Shop no.325 Ground Floor	Covered With Wooden Racks & Material	74
21	Wall No. 4 Shop no.325 Ground Floor	Covered With Wooden Racks & Material	75
22	Wall No. 2 Shop no.325 Ground Floor	Covered With Wooden Racks & Material	76
23	Wall No. 3 Shop no.325 Ground Floor	Covered With Wooden Racks & Material	77
24	Wall No. 1 Shop no.325 Ground Floor	Covered With Wooden Racks & Material	78
25	Wall No. 4 Shop no.325 Ground Floor	Covered With Wooden Racks & Material	79
26	Wall No. 2 Shop no.325 Ground Floor	Covered With Wooden Racks & Material	80
27	Wall No. 2 Shop No.324 Ground Floor	Covered With Material	81
28	Wall No. 4 Shop No.324 Ground Floor	Covered With Material	82
29	Roof Shop No.324 Ground Floor	Covered With Falls Ceiling	83
30	Wall No. 1 Shop No.323 Ground Floor	Covered With Wooden Racks & Material	84
31	Wall No. 4 Shop No.323 Ground Floor	Covered With Wooden Racks & Material	85
32	Wall No. 2 Shop No.323 Ground Floor	Covered With Wooden Racks & Material	86
33	Wall No. 4 Part A of shop No.322 Ground Floor	Covered With Material	87
34	Wall No. 1, 3 & 5 Part B of shop No.322 Ground Floor	Covered With Wooden Racks & Material	88
35	Wall No. 4 & 6 Part B of shop No.322 Ground Floor	Covered With Wooden Racks & Material	89
36	Wall No. 2 Part B of shop No.322 Ground Floor	Covered With Wooden Racks & Material	90

37	Wall No. 1 Shop No.320 Ground Floor	Covered With Material	91
38	Wall No. 4 Shop No.320 Ground Floor	Covered With Material	92
39	Wall No. 2 Shop No.320 Ground Floor	Covered With Material	93
40	All Walls Shop No.319 Ground Floor	Covered With Material	94
41	All Walls Temple Ground Floor	Covered With tiles	95
42	Wall No. 1 Part A of shop No.321 Ground Floor	Covered With Material	96
43	Wall No. 2 Part A of shop No.321 Ground Floor	Covered With Material	97
44	Wall No. 1 Part B of shop No.321 Ground Floor	Covered With Material	98
45	Wall No. 2 Part B of shop No.321 Ground Floor	Covered With Material	99
46	All Walls Part C of shop No.321 Ground Floor	Covered With Material	100

Pre - Condition Building Survey for Construction of Underground Stations from Chandpole to Bari Chouper and reversal line



Photo 1
View of Shop No.330



Photo 2
View of Shop No.328 & 329, Ground Floor



Photo 3
View of Shop No.327, Ground Floor



Photo 4
View of Shop no.326, Ground Floor



Photo 5
View of Shop no.325, Ground Floor



Photo 6
View of Shop no.324, Ground Floor

Pre - Condition Building Survey for Construction of Underground Stations from Chandpole to Bari Chouper and reversal line



Photo 7
View of shop no.323, Ground Floor



Photo 8
View of Shop no.322, Ground Floor



Photo 9
View of Shop No.321, Ground Floor



Photo 10
View of Shop No.320, Ground Floor



Photo 11
View of Shop No.319, Ground Floor



Photo 12
View of Temple Front of Shop no.320, Ground Floor

Pre - Condition Building Survey for Construction of Underground Stations from Chandpole to Bari Chouper and reversal line



Photo 13
Side A View of Temple, Ground Floor



Photo 14
Backside View of Temple, Ground Floor



Photo 15
Side B View of Temple, Ground Floor



Photo 16
View of Shop no.321, Ground Floor



Photo 17
Horizontal Crack on Roof of Varanda of Shop No.328 & 329, Ground Floor, Approx. Width = 1mm, Approx. Length = 3m.
Distance from = Backside Rightside external Columnn, Height from Floor = 3m



Photo 18
Horizontal Crack on Shop No.330, Ground Floor, Approx. Width = 2mm, Approx. Length = 3m.
Distance from = Backside Rightside external Columnn, Height from Floor = 3m

Pre - Condition Building Survey for Construction of Underground Stations from Chandpole to Bari Chouper and reversal line



Photo 19

Horizontal Crack on Roof of Varanda of Shop No.327, Ground Floor,
Approx. Width = 0.15mm, Approx. Length = 2.1m.
Distance from Backside Rightside external Column = 0.5m, Height from
Floor = 3.5m



Photo 20

Horizontal Crack on Roof of Varanda of shop No.322, Ground Floor,
Approx. Width = 3mm, Approx. Length = 2.5m.
Distance from = Backside Rightside external Column, Height from
Floor = 3m



Photo 21

Peeling of Plaster on Roof of Shop No.329 of Ground Floor



Photo 22

Peeling of Plaster on Roof of Shop No.329 of Ground Floor



Photo 23

Peeling of Plaster on Roof of Shop No.329 of Basement



Photo 24

Peeling of Plaster on Roof of Varanda of Shop No.328 & 329 of Ground
Floor

Pre - Condition Building Survey for Construction of Underground Stations from Chandpole to Bari Chouper and reversal line



Photo 25

Dampness/Seepage on Roof of Varanda of Shop No.328 & 329 of Ground Floor



Photo 26

Damaged Portion on Wall No. 2 of Shop No.330 of Ground Floor



Photo 27

Damaged Portion on Wall No. 2 of Shop No.330 of Ground Floor



Photo 28

Peeling of Plaster on Roof of Shop No.330 of Ground Floor



Photo 29

Peeling of Plaster on Varanda of Shop No.326 of Ground Floor



Photo 30

Dampness/Seepage on Roof of Varanda of Shop no.325 of Ground Floor

Pre - Condition Building Survey for Construction of Underground Stations from Chandpole to Bari Chouper and reversal line



Photo 31
Dampness/Seepage on Roof of Varanda of Shop No.324 of Ground Floor



Photo 32
Peeling of Plaster on External Leftside Column of Varanda of Shop No.324 of Ground Floor



Photo 33
Peeling of Plaster on External Rightside Column of Varanda of Shop No.324 of Ground Floor



Photo 34
Peeling of Plaster on Roof of Varanda of Shop No.323 of Ground Floor



Photo 35
Peeling of Plaster on Roof of Varanda of Shop No.323 of Ground Floor



Photo 36
Exposed Reinforcement on Roof of Varanda of Shop No.323 of Ground Floor

Pre - Condition Building Survey for Construction of Underground Stations from Chandpole to Bari Chouper and reversal line



Photo 37

Peeling of Plaster on External Rightside Column of Varanda of Shop No.323 of Ground Floor




Photo 38

Peeling of Plaster on Wall No. 1 of Part A of shop No.322 of Ground Floor



Photo 39

Dampness/Seepage on Roof of Part A of shop No.322 of Ground Floor



Photo 40

Dampness/Seepage on Wall No. 4 of Part A of shop No.322 of Ground Floor



Photo 41

Peeling of Plaster on Roof of Part B of shop No.322 of Ground Floor



Photo 42

Peeling of Plaster on Roof of Part B of shop No.322 of Ground Floor

Pre - Condition Building Survey for Construction of Underground Stations from Chandpole to Bari Chouper and reversal line



Photo 43

Peeling of Plaster on Roof of Varanda of shop No.322 of Ground Floor



Photo 44

Dampness/Seepage on External Leftside Column of Varanda of shop No.322 of Ground Floor



Photo 45

Dampness/Seepage on Roof of Varanda of Shop No.319 of Ground Floor



Photo 46

Peeling of Plaster on Steps of Staircase of Temple of Ground Floor



Photo 47

Damaged Portion on Side B of Temple of Ground Floor



Photo 48

Dampness/Seepage on Roof of Part A of shop No.321 of Ground Floor

Pre - Condition Building Survey for Construction of Underground Stations from Chandpole to Bari Chouper and reversal line



Photo 49

Peeling of Plaster on Roof of Part B of shop No.321 of Ground Floor



Photo 50

Peeling of Plaster on Roof of Part C of shop No.321 of Ground Floor



Photo 51

Peeling of Plaster on Roof of Varanda of shop No.321 of Ground Floor



Photo 52

Dampness/Seepage on Roof of Varanda of shop No.321 of Ground Floor



Photo 53

Peeling of Plaster on External Leftside Column of Varanda of shop No.321 of Ground Floor




Photo 54

Peeling of Plaster on External Rightside Column of Varanda of shop No.321 of Ground Floor

Pre - Condition Building Survey for Construction of Underground Stations from Chandpole to Bari Chouper and reversal line



Photo 55

Wall No. 2 of Shop No.329 of Ground Floor Covered With Wooden Racks & Material



Photo 56

Wall No. 1 of Shop No.329 of Ground Floor Covered With Wooden Racks & Material



Photo 57

Wall No. 4 of Shop No.329 of Ground Floor Covered With Wooden Racks & Material



Photo 58

All Walls of Shop No.329 of Basement Covered With Wooden Racks & Material



Photo 59

Wall No. 2 of Shop No.328 of Ground Floor Covered With Wooden Racks & Material



Photo 60

Wall No. 1 of Shop No.328 of Ground Floor Covered With Wooden Racks & Material

Pre - Condition Building Survey for Construction of Underground Stations from Chandpole to Bari Chouper and reversal line



Photo 61

Wall No. 4 of Shop No.328 of Ground Floor Covered With Wooden Racks & Material



Photo 62

Roof of Shop No.328 of Ground Floor Covered With Wooden Work



Photo 63

All Walls of Shop No.328 of Basement Covered With Wooden Racks & Material



Photo 64

All Walls of Shop No.328 of Basement Covered With Wooden Racks & Material



Photo 65

Wall No. 1, 2 & 4 of Shop No.330 of Ground Floor Covered With Wooden Racks & Material



Photo 66

Wall No. 1 of Shop No.327 of Ground Floor Covered with Material

Pre - Condition Building Survey for Construction of Underground Stations from Chandpole to Bari Chouper and reversal line



Photo 67

Wall No. 4 of Shop No.327 of Ground Floor Covered with Material



Photo 68

Wall No. 2 of Shop No.327 of Ground Floor Covered with Material



Photo 69

Wall No. 1 of Shop No.326 of Lower Ground Floor Covered With Wooden Racks & Material



Photo 70

Wall No. 4 of Shop No.326 of Lower Ground Floor Covered With Wooden Racks & Material



Photo 71

Wall No. 2 of Shop No.326 of Lower Ground Floor Covered With Wooden Racks & Material



Photo 72

All Walls of Shop No.326 of Basement Covered With Wooden Racks & Material

Pre - Condition Building Survey for Construction of Underground Stations from Chandpole to Bari Chouper and reversal line



Photo 73

All Walls of Shop No.326 of Upper Ground Floor Covered With Wooden Racks & Material



Photo 74

Wall No. 1 of Shop no.325 of Ground Floor Covered With Wooden Racks & Material



Photo 75

Wall No. 4 of Shop no.325 of Ground Floor Covered With Wooden Racks & Material



Photo 76

Wall No. 2 of Shop no.325 of Ground Floor Covered With Wooden Racks & Material



Photo 77

Wall No. 3 of Shop no.325 of Ground Floor Covered With Wooden Racks & Material



Photo 78

Wall No. 1 of Shop no.325 of Ground Floor Covered With Wooden Racks & Material

Pre - Condition Building Survey for Construction of Underground Stations from Chandpole to Bari Chouper and reversal line



Photo 79

Wall No. 4 of Shop no.325 of Ground Floor Covered With Wooden Racks & Material



Photo 80

Wall No. 2 of Shop no.325 of Ground Floor Covered With Wooden Racks & Material



Photo 81

Wall No. 2 of Shop No.324 of Ground Floor Covered With Material



Photo 82

Wall No. 4 of Shop No.324 of Ground Floor Covered With Material



Photo 83

Roof of Shop No.324 of Ground Floor Covered With Falls Ceiling



Photo 84

Wall No. 1 of Shop No.323 of Ground Floor Covered With Wooden Racks & Material

Pre - Condition Building Survey for Construction of Underground Stations from Chandpole to Bari Chouper and reversal line



Photo 85

Wall No. 4 of Shop No.323 of Ground Floor Covered With Wooden Racks & Material



Photo 86

Wall No. 2 of Shop No.323 of Ground Floor Covered With Wooden Racks & Material



Photo 87

Wall No. 4 of Part A of shop No.322 of Ground Floor Covered With Material



Photo 88

Wall No. 1, 3 & 5 of Part B of shop No.322 of Ground Floor Covered With Wooden Racks & Material



Photo 89

Wall No. 4 & 6 of Part B of shop No.322 of Ground Floor Covered With Wooden Racks & Material



Photo 90

Wall No. 2 of Part B of shop No.322 of Ground Floor Covered With Wooden Racks & Material

Pre - Condition Building Survey for Construction of Underground Stations from Chandpole to Bari Chouper and reversal line



Photo 91

Wall No. 1 of Shop No.320 of Ground Floor Covered With Material



Photo 92

Wall No. 4 of Shop No.320 of Ground Floor Covered With Material



Photo 93

Wall No. 2 of Shop No.320 of Ground Floor Covered With Material



Photo 94

All Walls of Shop No.319 of Ground Floor Covered With Material



Photo 95

All Walls of Temple of Ground Floor Covered With tiles



Photo 96

Wall No. 1 of Part A of shop No.321 of Ground Floor Covered With Material

Pre - Condition Building Survey for Construction of Underground Stations from from Chandpole to Bari Chouper and reversal line



Photo 97

Wall No. 2 of Part A of shop No.321 of Ground Floor Covered With Material



Photo 98

Wall No. 1 of Part B of shop No.321 of Ground Floor Covered With Material



Photo 99

Wall No. 2 of Part B of shop No.321 of Ground Floor Covered With Material



Photo 100

All Walls of Part C of shop No.321 of Ground Floor Covered With Material

Pre - Condition Building Survey for Construction of Underground Stations from Chandpole to Bari Chouper and reversal line



Shop No. 212-216,112-116
Kishor Niwas, Tripolia Bazar
Jaipur
Unique ID: CC BC DN 0022

Report Number: AIMIL/ESG/JMCEC/CC BC DN 0022/01, Rev. 00, Dated: January 2014

Building Owner
Contractor

Various Owners
CEC

Client
Sub-Contractor

JMRC Limited
AIMIL Limited

Pre - Condition Building Survey for Construction of Underground Stations from Chandpole to Bari Chouper and reversal line

Table of Contents

S.No.	Particulars	Page No.
1	Introduction	2
2	Survey Details	2
3	About the Structure	3
4	Building Ownership Details	3
5	Project Details	4
6	General Building Details	4
7	Summary of Cracks	5
8	Summary of Defects other than Cracks	
9	Summary of Areas that Could not be surveyed	
10	Defect Photographs	
11	Schematic Diagram of Building	

Introduction

The Jaipur Metro Rail is being constructed to provide the city of Jaipur with a modern and technologically advanced Transit System, to provide a safe and well connected means of transport that reduces traffic congestion. The project consists of two corridors with underground and elevated sections.

The construction of underground rail and road infrastructures in metropolitan and cosmopolitan cities are mostly through developed area under challenging soil conditions.

The alignment of structure is passing through densely inhabited areas, many structures are falling in the zone of influence of construction activities. It is required to carry out the pre-condition survey of those structures. The scope of work of this survey includes carrying out pre-condition survey of those structures.

Survey Details

S.No.	Head	Particulars	Signatures
1	Date of Survey	10/12/2013	
2	AIMIL Representative		
3	CEC Representative		
4	Structural Designer of CEC		
5	JMRC/DMRC Representative		

Pre - Condition Building Survey for Construction of Underground Stations from Chandpole to Bari Chouper and reversal line

About the Structure

The structure under consideration is a Multi Story Load Bearing Structure having 4 floors and a basement. The structure was constructed in year 1913 and is 100 years old.

There are 16 defects in the structure out of which 0 are cracks. Category wise distribution of cracks is given in the table below. Overall the Building can be categorised in Category 0 (Negligible)

Category	Number of Cracks	% of Total Cracks
Negligible (< 0.1mm)	0	0%
Very Slight (0.1 to 1mm)	0	0%
Slight (1 to 5mm)	0	0%
Moderate (5 to 15mm)	0	0%
Severe (15 to 25mm)	0	0%
Very Severe (>25mm)	0	0%

Building Ownership Details			
Unique ID/Sub ID	Premises Name	Owner	Signatures
CC-BC/DL/0022-01	Saunkhiya Brothers		
CC-BC/DL/0022-02	Shankar Das Pokhar Das		
CC-BC/DL/0022-FF-115-116	Saunkhiya Brothers		
CC-BC/DL/0022-FF-111-114			
CC-BC/DL/0022-SF-212-214	Gems & Galaxy Bijolia		
CC-BC/DL/0022-TF-312-314			
CC-BC/DL/0022-B-G	Saunkhiya Brothers		

Pre - Condition Building Survey for Construction of Underground Stations from Chandpole to Bari Chouper and reversal line

Project Details		
S. No.	Head	Particulars
1	Project	Jaipur Metro Rail Project
2	Section	Chandpole to Bari Chaupar
3	Client	JMRC Limited
4	Consultant	DMRC Limited
5	Contractor	CEC
6	Design Consultant of Contractor	Omikron Kappa - Indus Consultrans JV
7	Sub-Contractor	AIMIL Limited
8	Subject	Pre-Condition Survey Report

General Building Details (As informed verbally by Building Owner)		
S. No.	Head	Particulars
1	Building Name	Shop No. 212-216,112-116
2	Building Address	Kishor Niwas, Tripolia Bazar
3	Year of Construction	1913
4	Number of Floors	B+G+3
5	Number of Basements	1
6	Type of Building	Commercial
7	Approximate Height	6m
8	Approximate Area	Not Known
9	Age of Building	100 years
10	Type of Structure	Load Bearing Structure
11	Type of Foundation	Not Known
12	Number of Bore Wells	None
13	Depth and Diameter of Bore	N.A.
14	Roadways	One Side
15	Presence of Equipment/Machines	None

Pre - Condition Building Survey for Construction of Underground Stations from Chandpole to Bari Chouper and reversal line

Summary of Cracks						
Defect ID	Location	Orientation	Appx. Width (mm)	Appx. Length (m)	Category	Photo No.

Summary of Defects Other Than Crack			
Defect ID	Location	Description	Photo No.
1	Roof & Front Lobby of shop no.115 First Floor	Peeling of Plaster	9
2	Wall No. 4 Part-I of Shop no.115 First Floor	Peeling of Plaster	10
3	Roof Part-I of Shop no.115 First Floor	Peeling of Plaster	11
4	Wall No. 1 Part-II of Shop no.115 First Floor	Peeling of Plaster	12
5	Roof Part-II of Shop no.115 First Floor	Peeling of Plaster	13
6	Outer wall Shade Roof Shop no.312 to 314 Third Floor	Dampness/Seepage	14
7	Wall No. 4 & Roof Part-III of Shop no.115 First Floor	Peeling of Plaster	15
8	Roof Part-IV of Shop No.115 First Floor	Peeling of Plaster	16
9	Wall No. 1 & Roof Part-IV of Shop No.115 First Floor	Peeling of Plaster	17
10	Wall No. 3 Part-IV of Shop No.115 First Floor	Peeling of Plaster	18
11	Roof Part-V-of Shop No.115 First Floor	Peeling of Plaster	19
12	Roof Part-VI of Shop No.115 First Floor	Peeling of Plaster	20
13	Roof Part-VII of Shop No.115 First Floor	Peeling of Plaster	21
14	Roof Part-VII of Shop No.115 First Floor	Peeling of Plaster	22
15	All walls Stair Case Area of Ground Floor To First Floor	Dampness/Seepage	23
16	All walls Stair Case Area of Ground Floor To First Floor	Dampness/Seepage	24

Summary of Areas that Could not be Surveyed			
Serial No.	Location	Description	Photo No.
1	Shop No.78 Ground Floor	Locked	25
2	Wall No. 1 & 4 Shop No.77 Basement	Covered With wooden Racks & material	26
3	Wall No. 1 & 3 Shop No.77 Basement	Covered With wooden Racks & material	27
4	Wall No. 1 & 4 Shop No.79 Ground Floor	Covered With Material	28
5	Wall No. 2 & 4 Shop No.79 Ground Floor	Covered With Material	29
6	Roof Shop No.79 Upper Ground Floor	Covered With Falls Ceiling	30
7	All walls Shop no.212 & 213 Second Floor	Covered With Wooden Work	31
8	All walls Shop no.212 & 213 Second Floor	Covered With Wooden Work	32
9	Roof Shop no.212 & 213 Second Floor	Covered With falls ceiling	33
10	All walls Shop No.214 Second Floor	Covered With Wooden	34
11	Roof Shop No.214 Second Floor	Covered With Falls Ceiling	35
12	Shop No.215 & 216 Second Floor	Locked	36
13	Shop No.215 & 216 Second Floor	Locked	37
14	All walls Shop No.114 to 112A First Floor	Covered with Wooden Racks & Material	38
15	All walls Shop No.114 to 112A First Floor	Covered with Wooden Racks & Material	39
16	Roof Shop No.114 to 112A First Floor	Covered with Falls Ceiling	40
17	Shop No.114 to 112A First Floor	View of Wooden Partition	41
18	Shop no.312 to 314 Third Floor	Locked	42
19	Wall No. 1 & 4 Part-V-of Shop No.115 First Floor	Covered With Wooden	43

20	All walls Shop First Floor	Covered With Material	44
21	All walls Shop First Floor		45
22	All walls Shop No.111 & 112A First Floor	Covered With Racks & Material	46
23	All walls Shop No.111 & 112A First Floor	Covered With Racks & Material	47
24	All walls Shop No.111 & 112A First Floor	Covered With Racks & Material	48



Pre - Condition Building Survey for Construction of Underground Stations from Chandpole to Bari Chouper and reversal line



Photo 1
View of shop no.212 to 216



Photo 2
View of Shop No.77 Jalan Sales, Basement



Photo 3
View of shop No.79, Ground Floor



Photo 4
View of Tinshed Room, Second Floor



Photo 5
View of Tinshed Room, Second Floor



Photo 6
Out side View of Tinshed Room, Second Floor

Pre - Condition Building Survey for Construction of Underground Stations from Chandpole to Bari Chouper and reversal line



Photo 7
View of Shop No.114 to 112A, First Floor



Photo 8
View of Shop No.111 & 112A, First Floor



Photo 9
Peeling of Plaster on Roof & Front of Lobby of shop no.115 of First Floor



Photo 10
Peeling of Plaster on Wall No. 4 of Part-I of Shop no.115 of First Floor



Photo 11
Peeling of Plaster on Roof of Part-I of Shop no.115 of First Floor



Photo 12
Peeling of Plaster on Wall No. 1 of Part-II of Shop no.115 of First Floor

Pre - Condition Building Survey for Construction of Underground Stations from Chandpole to Bari Chouper and reversal line



Photo 13
Peeling of Plaster on Roof of Part-II of Shop no.115 of First Floor



Photo 14
Dampness/Seepage on Outer wall Shade Roof of Shop no.312 to 314 of Third Floor



Photo 15
Peeling of Plaster on Wall No. 4 & Roof of Part-III of Shop no.115 of First Floor



Photo 16
Peeling of Plaster on Roof of Part-IV of Shop No.115 of First Floor



Photo 17
Peeling of Plaster on Wall No. 1 & Roof of Part-IV of Shop No.115 of First Floor



Photo 18
Peeling of Plaster on Wall No. 3 of Part-IV of Shop No.115 of First Floor

Pre - Condition Building Survey for Construction of Underground Stations from Chandpole to Bari Chouper and reversal line



Photo 19

Peeling of Plaster on Roof of Part-V of Shop No.115 of First Floor



Photo 20

Peeling of Plaster on Roof of Part-VI of Shop No.115 of First Floor



Photo 21

Peeling of Plaster on Roof of Part-VII of Shop No.115 of First Floor



Photo 22

Peeling of Plaster on Roof of Part-VII of Shop No.115 of First Floor



Photo 23

Dampness/Seepage on All walls of Stair Case Area of Ground Floor To First Floor of First Floor



Photo 24

Dampness/Seepage on All walls of Stair Case Area of Ground Floor To First Floor of First Floor

Pre - Condition Building Survey for Construction of Underground Stations from Chandpole to Bari Chouper and reversal line



Photo 25
Shop No.78 of Ground Floor Locked



Photo 26
Wall No. 1 & 4 of Shop No.77 of Basement Covered With wooden Racks & material



Photo 27
Wall No. 1 & 3 of Shop No.77 of Basement Covered With wooden Racks & material



Photo 28
Wall No. 1 & 4 of Shop No.79 of Ground Floor Covered With Material



Photo 29
Wall No. 2 & 4 of Shop No.79 of Ground Floor Covered With Material



Photo 30
Roof of Shop No.79 of Upper Ground Floor Covered With Falls Ceiling

Pre - Condition Building Survey for Construction of Underground Stations from Chandpole to Bari Chouper and reversal line



Photo 31

All walls of Shop no.212 & 213 of Second Floor Covered With Wooden Work



Photo 32

All walls of Shop no.212 & 213 of Second Floor Covered With Wooden Work



Photo 33

Roof of Shop no.212 & 213 of Second Floor Covered With falls ceiling



Photo 34

All walls of Shop No.214 of Second Floor Covered With Wooden




Photo 35

Roof of Shop No.214 of Second Floor Covered With Falls Ceiling



Photo 36

Shop No.215 & 216 of Second Floor Locked

Pre - Condition Building Survey for Construction of Underground Stations from Chandpole to Bari Chouper and reversal line



Photo 37
Shop No.215 & 216 of Second Floor Locked



Photo 38
All walls of Shop No.114 to 112A of First Floor Covered with Wooden Racks & Material



Photo 39
All walls of Shop No.114 to 112A of First Floor Covered with Wooden Racks & Material



Photo 40
Roof of Shop No.114 to 112A of First Floor Covered with Falls Ceiling



Photo 41
Shop No.114 to 112A of First Floor View of Wooden Partition



Photo 42
Shop no.312 to 314 of Third Floor Locked

Pre - Condition Building Survey for Construction of Underground Stations from Chandpole to Bari Chouper and reversal line



Photo 43

Wall No. 1 & 4 of Part-V of Shop No.115 of First Floor Covered With Wooden



Photo 44

All walls of Shop of First Floor Covered With Material



Photo 45

All walls of Shop of First Floor



Photo 46

All walls of Shop No.111 & 112A of First Floor Covered With Racks & Material



Photo 47

All walls of Shop No.111 & 112A of First Floor Covered With Racks & Material



Photo 48

All walls of Shop No.111 & 112A of First Floor Covered With Racks & Material

Pre - Condition Building Survey for Construction of Underground Stations from Chandpole to Bari Chouper and reversal line



House No. 156, Diwan Ji Ki Haveli
Tripola Bazar
Jaipur
Unique ID: CC BC DN 0023

Report Number: AIMIL/ESG/JMCEC/CC BC DN 0023/01, Rev. 00, Dated: January 2014

Building Owner
Contractor

Shri Laxmi Narayan Ji
CEC

Client
Sub-Contractor

JMRC Limited
AIMIL Limited

Pre - Condition Building Survey for Construction of Underground Stations from Chandpole to Bari Chouper and reversal line

Table of Contents

S.No.	Particulars	Page No.
1	Introduction	2
2	Survey Details	2
3	About the Structure	3
4	Building Ownership Details	3
5	Project Details	4
6	General Building Details	4
7	Summary of Cracks	5
8	Summary of Defects other than Cracks	
9	Summary of Areas that Could not be surveyed	
10	Defect Photographs	
11	Schematic Diagram of Building	

Introduction

The Jaipur Metro Rail is being constructed to provide the city of Jaipur with a modern and technologically advanced Transit System, to provide a safe and well connected means of transport that reduces traffic congestion. The project consists of two corridors with underground and elevated sections.

The construction of underground rail and road infrastructures in metropolitan and cosmopolitan cities are mostly through developed area under challenging soil conditions.

The alignment of structure is passing through densely inhabited areas, many structures are falling in the zone of influence of construction activities. It is required to carry out the pre-condition survey of those structures. The scope of work of this survey includes carrying out pre-condition survey of those structures.

Survey Details

S.No.	Head	Particulars	Signatures
1	Date of Survey	22/12/2012	
2	AIMIL Representative		
3	CEC Representative		
4	Structural Designer of CEC		
5	JMRC/DMRC Representative		

Pre - Condition Building Survey for Construction of Underground Stations From Chandpole to Bari Chouper and reversal line

About the Structure

The structure under consideration is a Multi Story Load Bearing Structure having 3 floors. The structure was constructed in year 1800 and is 213 years old.

There are 64 defects in the structure out of which 3 are cracks. Category wise distribution of cracks is given in the table below. Overall the Building can be categorised in Category II (Slight)

Category	Number of Cracks	% of Total Cracks
Negligible (< 0.1mm)	0	0%
Very Slight (0.1 to 1mm)	0	0%
Slight (1 to 5mm)	3	100%
Moderate (5 to 15mm)	0	0%
Severe (15 to 25mm)	0	0%
Very Severe (>25mm)	0	0%

The average width of cracks is 2.33mm and average length of cracks is 1.67m. The maximum crack width is 2.5mm and minimum width is 2mm.

Building Ownership Details			
Unique ID/Sub ID	Premises Name	Owner	Signatures
CC-BC/DL/0023-01	Shree Agency		
CC-BC/DL/0023-02	Natani iron Store		
CC-BC/DL/0023-G-SF	Hargobind Natani		

Pre - Condition Building Survey for Construction of Underground Stations from Chandpole to Bari Chouper and reversal line

Project Details		
S. No.	Head	Particulars
1	Project	Jaipur Metro Rail Project
2	Section	Chandpole to Bari Chaupar
3	Client	JMRC Limited
4	Consultant	DMRC Limited
5	Contractor	CEC
6	Design Consultant of Contractor	Omikron Kappa - Indus Consultrans JV
7	Sub-Contractor	AIMIL Limited
8	Subject	Pre-Condition Survey Report

General Building Details (As informed verbally by Building Owner)		
S. No.	Head	Particulars
1	Building Name	House No. 156, Diwan Ji Ki Haveli
2	Building Address	Plot No. 156, Diwan Ji Ki Haveli Tripola Bazar Jaipur
3	Year of Construction	1800
4	Number of Floors	G+2
5	Number of Basements	Probably there is some Tunnel
6	Type of Building	Residential
7	Approximate Height	9m
8	Approximate Area	Not Known
9	Age of Building	213 years
10	Type of Structure	Load Bearing Structure
11	Type of Foundation	Not Known
12	Number of Bore Wells	None
13	Depth and Diameter of Bore	N.A.
14	Roadways	One Side
15	Presence of Equipment/Machines	None

Pre - Condition Building Survey for Construction of Underground Stations from Chandpole to Bari Chouper and reversal line

Summary of Cracks						
Defect ID	Location	Orientation	Appx. Width (mm)	Appx. Length (m)	Category	Photo No.
1	Roof Varanda of H.No.156 Ground Floor	Inclined	2.5	1	Slight	4
2	Roof Varanda of H.No.156 Ground Floor	Inclined	2.5	1	Slight	5
3	Wall No. 4 & Roof Ground Floor	Inclined	2	3	Slight	6

Summary of Defects Other Than Crack			
Defect ID	Location	Description	Photo No.
4	Damaged Portion Courtyard, Part C, H. No.156 Ground Floor	Peeling of Plaster	7
5	Damaged Portion Courtyard, Part C, H. No.156 Ground Floor	Peeling of Plaster	8
6	Damaged Portion Courtyard, Part C, H. No.156 Ground Floor	Peeling of Plaster	9
7	Damaged Portion Courtyard, Part C, H. No.156 Ground Floor	Peeling of Plaster	10
8	Damaged Portion Courtyard, Part C, H. No.156 Ground Floor	Peeling of Plaster	11
9	Damaged Portion Courtyard, Part C, H. No.156 Ground Floor	Peeling of Plaster	12
10	All walls Varanda of H.No.156 Ground Floor	Peeling of Plaster	13
11	Roof Varanda of H.No.156 Ground Floor	Peeling of Plaster	14
12	Wall No. 1 & Chajja Open area Part B Ground Floor	Peeling of Plaster	15
13	Wall No. 4 & Roof Open area Part B Ground Floor	Peeling of Plaster	16
14	Damaged Portion All Walls Hall No. 5, Part B of H. No.156 Ground Floor	Peeling of Plaster	17
15	Damaged Portion All Walls Hall No. 5, Part B of H. No.156 Ground Floor	Peeling of Plaster	18
16	Damaged Portion All Walls Hall No. 5, Part B of H. No.156 Ground Floor	Peeling of Plaster	19
17	Damaged Portion All Walls Hall No. 5, Part B of H. No.156 Ground Floor	Peeling of Plaster	20
18	Damaged Portion All Walls Hall No. 5, Part B of H. No.156 Ground Floor	Peeling of Plaster	21
19	Wall No. 3 Open Area Part B Ground Floor	Peeling of Plaster	22
20	Damaged Portion All Walls Hall No. 2, Part B of H. No.156 Ground Floor	Dampness/Seepage	23
21	Damaged Portion All Walls Hall No. 2, Part B of H. No.156 Ground Floor	Dampness/Seepage	24
22	Damaged Portion Roof Shade Open Area Part B Ground Floor	Peeling of Plaster	25
23	Damaged Portion Roof Shade Open Area Part B Ground Floor	Peeling of Plaster	26
24	All walls Rear Portion Hall No. 5 Part A of H. no.156, Ground Floor	Peeling of Plaster	27
25	Damaged Portion, Shade Hall No. 5 Part A of H. no.156, Ground Floor	Peeling of Plaster	28
26	Wall No. 3 Damaged Portion, Shade Hall No. 5 Part A of H. no.156, Ground Floor	Peeling of Plaster	29
27	Wall No. 4 Damaged Portion, Hall No. 5 Part A of H. no.156, Ground Floor	Peeling of Plaster	30
28	Damaged Portion, Shade Hall No. 5 Part A of H. no.156, Ground Floor	Peeling of Plaster	31
29	Damaged Portion, Hall No. 3 Part A of H. no.156, Ground Floor	Peeling of Plaster	32

30	Damaged Portion, Roof Shade Hall No. 3 Part A of H. no.156, Ground Floor	Peeling of Plaster	33
31	Damaged Portion, Roof Shade Courtyard of H. No.156 Part A of H. no.156, Ground Floor	Peeling of Plaster	34
32	Wall No. 3 Damaged Portion, Hall No. 3 Part A of H. no.156, Ground Floor	Peeling of Plaster	35
33	Roof Shop No. 1 Ground Floor	Peeling of Plaster	36
34	Roof Shop No. 1 Ground Floor	Damaged Portion	37
35	Wall No. 1 Shop No. 1 Ground Floor	Peeling of Plaster	38
36	Roof Shop No. 2 Ground Floor	Peeling of Plaster	39
37	Hall No. 1 First Floor Part A	Damaged Portion	40
38	Floor Open Area First Floor Part A	Damaged Portion	41
39	Hall No. 2 First Floor Part A	Damaged Portion	42
40	Hall No. 3 First Floor Part A	Damaged Portion	43
41	Hall No. 3 First Floor Part A	Damaged Portion	44
42	Hall No. 2 First Floor Part A	Damaged Portion	45
43	Roof Hall No. 3 First Floor Part A	Damaged Portion	46
44	Roof Hall No. 3 First Floor Part A	Damaged Portion	47
45	Roof Hall No. 3 First Floor Part A	Damaged Portion	48
46	Open Area First Floor Part B	Damaged Portion	49
47	Open Area First Floor Part B	Damaged Portion	50
48	Open Area First Floor Part B	Damaged Portion	51
49	Open Area First Floor Part B	Damaged Portion	52
50	Open Area First Floor Part B	Peeling of Plaster	53
51	Floor Hall No. 2 First Floor Part B	Damaged Portion	54
52	Hall No. 2 First Floor Part B	Damaged Portion	55
53	Roof Hall No. 2 First Floor Part B	Damaged Portion	56
54	Gallery Wall Gallery First Floor Part C	Damaged Portion	57
55	Roof Shed	Damaged Portion	58
56	Parapet Wall Gallery	Damaged Portion	59
57	Gallery Shed	Damaged Portion	60
58	Hall No. 4	Damaged Portion	61
59	Hall No. 4	Damaged Portion	62
60	Hall No. 4	Damaged Portion	63
61	Hall No. 4	Damaged Portion	64
62	Front Side Wall External Façade Building	Damaged Portion	65
63	Front Side Wall External Façade Building	Damaged Portion	66
64	Front Side Wall External Façade Building	Damaged Portion	67

Summary of Areas that Could not be Surveyed			
Serial No.	Location	Description	Photo No.
1	Wall No. 2 & 4 Shop No. 1 Ground Floor	Covered with Material	68
2	All Walls Shop No. 2 Ground Floor	Covered with Material	69

Pre - Condition Building Survey for Construction of Underground Stations From Chandpole to Bari Chouper and reversal line



Photo 1
View of Building



Photo 2
View of Shop No. 1,



Photo 3
View of Shop No. 2, Ground Floor



Photo 4
Inclined Crack on Roof of Varanda of H.No.156, Ground Floor Approx.
Width = 2.5mm, Approx. Length = 1m. Distance from = m, Height from Floor = m.



Photo 5
Inclined Crack on Roof of Varanda of H.No.156, Ground Floor Approx.
Width = 2.5mm, Approx. Length = 1m. Distance from = m, Height from Floor = m.



Photo 6
Inclined Crack on Wall No. 4 & Roof of , Ground Floor
Approx. Width = 2mm, Approx. Length = 3m.
Distance from = m, Height from Floor = m.

Pre - Condition Building Survey for Construction of Underground Stations From Chandpole to Bari Chouper and reversal line



Photo 7

Peeling of Plaster on Damaged Portion of Courtyard, Part C, H. No.156 of Ground Floor



Photo 8

Peeling of Plaster on Damaged Portion of Courtyard, Part C, H. No.156 of Ground Floor



Photo 9

Peeling of Plaster on Damaged Portion of Courtyard, Part C, H. No.156 of Ground Floor



Photo 10

Peeling of Plaster on Damaged Portion of Courtyard, Part C, H. No.156 of Ground Floor



Photo 11

Peeling of Plaster on Damaged Portion of Courtyard, Part C, H. No.156 of Ground Floor



Photo 12

Peeling of Plaster on Damaged Portion of Courtyard, Part C, H. No.156 of Ground Floor

Pre - Condition Building Survey for Construction of Underground Stations From Chandpole to Bari Chouper and reversal line



Photo 13

Peeling of Plaster on All walls of Varanda of H.No.156 of Ground Floor



Photo 14

Peeling of Plaster on Roof of Varanda of H.No.156 of Ground Floor



Photo 15

Peeling of Plaster on Wall No. 1 & Chajja of Open area Part B of Ground Floor



Photo 16

Peeling of Plaster on Wall No. 4 & Roof of Open area Part B of Ground Floor



Photo 17

Peeling of Plaster & Damaged Portion All Walls of Hall No. 5, Part B of H. No.156 of Ground Floor




Photo 18

Peeling of Plaster on & Damaged Portion All Walls of Hall No. 5, Part B of H. No.156 of Ground Floor

Pre - Condition Building Survey for Construction of Underground Stations From Chandpole to Bari Chouper and reversal line



Photo 19

Peeling of Plaster & Damaged Portion All Walls of Hall No. 5, Part B of H. No.156 of Ground Floor



Photo 20

Peeling of Plaster & Damaged Portion All Walls of Hall No. 5, Part B of H. No.156 of Ground Floor



Photo 21

Peeling of Plaster & Damaged Portion All Walls of Hall No. 5, Part B of H. No.156 of Ground Floor



Photo 22

Peeling of Plaster on Wall No. 3 of Open Area Part B of Ground Floor



Photo 23

Dampness/Seepage on All Walls of Hall No. 2, Part B of H. No.156 of Ground Floor



Photo 24

Dampness/Seepage on All Walls of Hall No. 2, Part B of H. No.156 of Ground Floor

Pre - Condition Building Survey for Construction of Underground Stations From Chandpole to Bari Chouper and reversal line



Photo 25

Peeling of Plaster & Damged Portion Roof Shade of Open Area Part B of Ground Floor



Photo 26

Peeling of Plaster & Damged Portion Roof Shade of Open Area Part B of Ground Floor



Photo 27

Peeling of Plaster on All walls Rear Portion of Hall No. 5 of Part A of H. no.156, Ground Floor



Photo 28

Peeling of Plaster & Damged Portion, Shade of Hall No. 5 of Part A of H. no.156, Ground Floor



Photo 29

Peeling of Plaster on Wall No. 3 & D Shade, of Hall No. 5 of Part A of H. no.156, Ground Floor



Photo 30

Peeling of Plaster on Wall No. 4 & Damaged Portion, of Hall No. 5 of Part A of H. no.156, Ground Floor

Pre - Condition Building Survey for Construction of Underground Stations From Chandpole to Bari Chouper and reversal line



Photo 31

Peeling of Plaster on Damaged Portion, Shade of Hall No. 5 of Part A of H. no.156, Ground Floor



Photo 32

Peeling of Plaster on Damaged Portion, of Hall No. 3 of Part A of H. no.156, Ground Floor



Photo 33

Peeling of Plaster on Roof Shade of Hall No. 3 of Part A of H. no.156, Ground Floor



Photo 34

Peeling of Plaster on Roof Shade of Courtyard of H. No.156 of Part A of H. no.156, Ground Floor



Photo 35

Peeling of Plaster on Wall No. 3 & Damaged Portion, of Hall No. 3 of Part A of H. no.156, Ground Floor



Photo 36

Peeling of Plaster on Roof of Shop No.1 of Ground Floor

Pre - Condition Building Survey for Construction of Underground Stations From Chandpole to Bari Chouper and reversal line



Photo 37
Damaged Portion on Roof of Shop No. 1 of Ground Floor



Photo 38
Peeling of Plaster on Wall No. 1 of Shop No. 1 of Ground Floor



Photo 39
Peeling of Plaster on Roof of Shop No. 2 of Ground Floor



Photo 40
Damaged Portion on of Hall No. 1 of First Floor Part A



Photo 41
Damaged Portion on Floor of Open Area of First Floor Part A



Photo 42
Damaged Portion on of Hall No. 2 of First Floor Part A

Pre - Condition Building Survey for Construction of Underground Stations From Chandpole to Bari Chouper and reversal line



Photo 43
Damaged Portion on of Hall No. 3 of First Floor Part A



Photo 44
Damaged Portion on of Hall No. 3 of First Floor Part A



Photo 45
Damaged Portion on of Hall No. 2 of First Floor Part A



Photo 46
Damaged Portion on Roof of Hall No. 3 of First Floor Part A



Photo 47
Damaged Portion on Roof of Hall No. 3 of First Floor Part A



Photo 48
Damaged Portion on Roof of Hall No. 3 of First Floor Part A

Pre - Condition Building Survey for Construction of Underground Stations From Chandpole to Bari Chouper and reversal line



Photo 49
Damaged Portion on of Open Area of First Floor Part B



Photo 50
Damaged Portion on Open Area of First Floor Part B



Photo 51
Damaged Portion on of Open Area of First Floor Part B



Photo 52
Damaged Portion on of Open Area of First Floor Part B



Photo 53
Peeling of Plaster on of Open Area of First Floor Part B



Photo 54
Damaged Portion on Floor of Hall No. 2 of First Floor Part B

Pre - Condition Building Survey for Construction of Underground Stations From Chandpole to Bari Chouper and reversal line



Photo 55
Damaged Portion on Hall No. 2 of First Floor Part B



Photo 56
Damaged Portion on Roof of Hall No. 2 of First Floor Part B



Photo 57
Damaged Portion on Gallery Wall of Gallery of First Floor Part C



Photo 58
Damaged Portion on Roof of Shed of



Photo 59
Damaged Portion on Parapet Wall of Gallery



Photo 60
Damaged Portion on Shed of Gallery

Pre - Condition Building Survey for Construction of Underground Stations From Chandpole to Bari Chouper and reversal line



Photo 61
Damaged Portion on Hall No. 4 of



Photo 62
Damaged Portion on Hall No. 4 of



Photo 63
Damaged Portion on of Hall No. 4 of



Photo 64
Damaged Portion on of Hall No. 4 of



Photo 65
Damaged Portion on Front Side Wall of External Façade of Building.




Photo 66
Damaged Portion on Front Side Wall of External Façade of Building

Pre - Condition Building Survey for Construction of Underground Stations From Chandpole to Bari Chouper and reversal line



Photo 67

Damaged Portion on Front Side Wall of External Façade of Building



Photo 68

Wall No. 2 & 4 of Shop No. 1 of Ground Floor Covered with Material



Photo 69

All Walls of Shop No. 2 of Ground Floor Covered with Material

Pre - Condition Building Survey for Construction of Underground Stations from Chandpole to Bari Chouper and reversal line



Tripola Bazar
Jaipur
Unique ID: CC BC DN 0024

Report Number: AIMIL/ESG/JMCEC/CC BC DN 0024/01, Rev. 00, Dated: January 2014

Building Owner
Contractor

Various Owners
CEC

Client
Sub-Contractor

JMRC Limited
AIMIL Limited

Pre - Condition Building Survey for Construction of Underground Stations from Chandpole to Bari Chouper and reversal line

Table of Contents

S.No.	Particulars	Page No.
1	Introduction	2
2	Survey Details	2
3	About the Structure	3
4	Building Ownership Details	3
5	Project Details	4
6	General Building Details	4
7	Summary of Cracks	5
8	Summary of Defects other than Cracks	
9	Summary of Areas that Could not be surveyed	
10	Defect Photographs	
11	Schematic Diagram of Building	

Introduction

The Jaipur Metro Rail is being constructed to provide the city of Jaipur with a modern and technologically advanced Transit System, to provide a safe and well connected means of transport that reduces traffic congestion. The project consists of two corridors with underground and elevated sections.

The construction of underground rail and road infrastructures in metropolitan and cosmopolitan cities are mostly through developed area under challenging soil conditions.

The alignment of structure is passing through densely inhabited areas, many structures are falling in the zone of influence of construction activities. It is required to carry out the pre-condition survey of those structures. The scope of work of this survey includes carrying out pre-condition survey of those structures.

Survey Details

S.No.	Head	Particulars	Signatures
1	Date of Survey	10/12/2012	
2	AIMIL Representative		
3	CEC Representative		
4	Structural Designer of CEC		
5	JMRC/DMRC Representative		

Pre - Condition Building Survey for Construction of Underground Stations from Chandpole to Bari Chouper and reversal line

About the Structure

The structure under consideration is a Single Story Load Bearing Structure having a basement. The structure was constructed in year 1913 and is 100 years old.

There are 23 defects in the structure out of which 7 are cracks. Category wise distribution of cracks is given in the table below. Overall the Building can be categorised in Category II (Slight)

Category	Number of Cracks	% of Total Cracks
Negligible (< 0.1mm)	0	0%
Very Slight (0.1 to 1mm)	5	71.43%
Slight (1 to 5mm)	2	28.57%
Moderate (5 to 15mm)	0	0%
Severe (15 to 25mm)	0	0%
Very Severe (>25mm)	0	0%

The average width of cracks is 0.54mm and average length of cracks is 2.43m. The maximum crack width is 1mm and minimum width is 0.15mm.

Building Ownership Details			
Unique ID/Sub ID	Premises Name	Owner	Signatures
CC-BC/DL/0024-318	Zohri Lal Phool Chand Lohe Wala		
CC-BC/DL/0024-317	Zohri Lal Phool Chand Lohe Wala		
CC-BC/DL/0024-316	Ganga Ram Shyam Lal & Sons		
CC-BC/DL/0024-315	Gopi Nath & Sons		
CC-BC/DL/0024-314	Suraj Mal Durga Lal (Ranu Treaders)		
CC-BC/DL/0024-313	Shiv Prasad Lohe Wala		
CC-BC/DL/0024-01	Sarvjanic Nirman Vibagh Chowki		
CC-BC/DL/0024-02	Transformer		

Pre - Condition Building Survey for Construction of Underground Stations from Chandpole to Bari Chouper and reversal line

Project Details		
S. No.	Head	Particulars
1	Project	Jaipur Metro Rail Project
2	Section	Chandpole to Bari Chaupar
3	Client	JMRC Limited
4	Consultant	DMRC Limited
5	Contractor	CEC
6	Design Consultant of Contractor	Omikron Kappa - Indus Consultrans JV
7	Sub-Contractor	AIMIL Limited
8	Subject	Pre-Condition Survey Report

General Building Details (As informed verbally by Building Owner)		
S. No.	Head	Particulars
1	Building Name	
2	Building Address	0 Tripola Bazar Jaipur
3	Year of Construction	1913
4	Number of Floors	B+G
5	Number of Basements	1
6	Type of Building	Commercial
7	Approximate Height	3m
8	Approximate Area	Not Known
9	Age of Building	100 years
10	Type of Structure	Load Bearing Structure
11	Type of Foundation	Not Known
12	Number of Bore Wells	None
13	Depth and Diameter of Bore	N.A.
14	Roadways	One Side
15	Presence of Equipment/Machines	None

Pre - Condition Building Survey for Construction of Underground Stations from Chandpole to Bari Chouper and reversal line

Summary of Cracks						
Defect ID	Location	Orientation	Appx. Width (mm)	Appx. Length (m)	Category	Photo No.
1	Roof Varanda of Shop No.315 Ground Floor	Inclined	0.8	3	Very Slight	11
2	Roof Varanda of Shop No.316 Ground Floor	Horizontal	1	3	Slight	12
3	Roof Varanda of Shop No.316 Ground Floor	Inclined	0.15	1.5	Very Slight	13
4	Roof Varanda of Shop No.317 Ground Floor	Horizontal	1	3	Slight	14
5	Roof Part A of Shop No.317 Ground Floor	Inclined	0.3	2	Very Slight	15
6	Roof Varanda of Shop No.318 Ground Floor	Inclined	0.35	1.5	Very Slight	16
7	Roof Varanda of Shop No.318 Ground Floor	Horizontal	0.2	3	Very Slight	17

Summary of Defects Other Than Crack			
Defect ID	Location	Description	Photo No.
8	Roof Varanda of Shop No.313 Ground Floor	Peeling of Plaster	18
9	Roof Varanda of Shop No.313 Ground Floor	Dampness/Seepage	19
10	Roof Varanda of Shop No.313 Ground Floor	Dampness/Seepage	20
11	Rightside External Column Shop No.316 Ground Floor	Peeling of Plaster	21
12	Wall No. 1 Shop No.316 Ground Floor	Dampness/Seepage	22
13	Roof Shop No.316 Ground Floor	Peeling of Plaster	23
14	Roof Shop No.316 Ground Floor	Peeling of Plaster	24
15	LeftSide External Column Varanda of Shop No.317 Ground Floor	Peeling of Plaster	25
16	Roof Varanda of Shop No.317 Ground Floor	Dampness/Seepage	26
17	Roof Varanda of Shop No.317 Ground Floor	Peeling of Plaster	27
18	Roof Part B of Shop No.317 Ground Floor	Plaster Crack	28
19	Floor Part C of Shop No.317 Ground Floor	Peeling of Plaster	29
20	Rightside External Column Varanda of Shop No.318 Ground Floor	Damaged Portion	30
21	Floor Varanda of Shop No.318 Ground Floor	Damaged Portion	31
22	Roof Varanda of Shop No.318 Ground Floor	Dampness/Seepage	32
23	Roof Shop No.318 Ground Floor	Dampness/Seepage	33

Summary of Areas that Could not be Surveyed			
Serial No.	Location	Description	Photo No.
1	All Walls Shop No.313 Ground Floor	Covered With Material	34
2	All Walls & Roof Shop No.314 Ground Floor	Covered With Wooden Work & Falls Ceiling	35
3	Wall No. 2 Shop No.316 Ground Floor	Covered With Wooden Rack & Material	36
4	Wall No. 4 Shop No.316 Ground Floor	Covered With Wooden Rack & Material	37
5	Wall No. 4 Part C of Shop No.317 Ground Floor	Covered With Material	38
6	All Walls Part B of Shop No.317 Ground Floor	Covered With Material	39
7	Wall No. 1 Part A of Shop No.317 Ground Floor	Covered With Material	40
8	Wall No. 2 Part A of Shop No.317 Ground Floor	Covered With Material	41
9	All Walls Shop No.318 Ground Floor	Covered With Material	42
10	Shop No.318 Ground Floor	No Way To basement	43

Pre - Condition Building Survey for Construction of Underground Stations from Chandpole to Bari Chouper and reversal line



Photo 1
View of Shop No.316



Photo 2
View of Shop No.313, Ground Floor



Photo 3
View of Shop No.314, Ground Floor



Photo 4
View of Basement, Ground Floor



Photo 5
View of Shop No.315, Ground Floor




Photo 6
View of Shop Under Renovation, Ground Floor

Pre - Condition Building Survey for Construction of Underground Stations from Chandpole to Bari Chouper and reversal line



Photo 7
View of Shop No.317, Ground Floor



Photo 8
View of Shop No.318, Ground Floor



Photo 9
View of Transformer, Ground Floor



Photo 10
View Ground Floor



Photo 11
Inclined Crack on Roof of Varanda of Shop No.315, Ground Floor
Approx. Width = 0.8mm, Approx. Length = 3m.
Distance from Left External Column = 0m, Height from Floor = 3m.



Photo 12
Horizontal Crack on Roof of Varanda of Shop No.316, Ground Floor
Approx. Width = 1mm, Approx. Length = 3m. Distance from Left External Column = 0m, Height from Floor = 3m.

Pre - Condition Building Survey for Construction of Underground Stations from Chandpole to Bari Chouper and reversal line



Photo 13

Inclined Crack on Roof of Varanda of Shop No.316, Ground Floor
Approx. Width = 0.15mm, Approx. Length = 1.5m. Distance from
Rightside External Column = 1.4m, Height from Floor = 3m.



Photo 14

Horizontal Crack on Roof of Varanda of Shop No.317, Ground Floor
Approx. Width = 1mm, Approx. Length = 3m. Distance from Rightside
External Column = 0m, Height from Floor = 3m.



Photo 15

Inclined Crack on Roof of Part A of Shop No.317, Ground Floor
Approx. Width = 0.3mm, Approx. Length = 2m.
Distance from = m, Height from Floor = m.



Photo 16

Inclined Crack on Roof of Varanda of Shop No.318, Ground Floor
Approx. Width = 0.35mm, Approx. Length = 1.5m. Distance from
Rightside External Column = 0m, Height from Floor = 3m.



Photo 17

Horizontal Crack on Roof of Varanda of Shop No.318, Ground Floor
Approx. Width = 0.2mm, Approx. Length = 3m. Distance from Left
External Column = 0.9m, Height from Floor = 3m.



Photo 18

Peeling of Plaster on Roof of Varanda of Shop No.313 of Ground Floor

Pre - Condition Building Survey for Construction of Underground Stations from Chandpole to Bari Chouper and reversal line



Photo 19

Dampness/Seepage on Roof of Varanda of Shop No.313 of Ground Floor



Photo 20

Dampness/Seepage on Roof of Varanda of Shop No.313 of Ground Floor



Photo 21

Peeling of Plaster on Rightside External Column of Shop No.316 of Ground Floor



Photo 22

Dampness/Seepage on Wall No. 1 of Shop No.316 of Ground Floor



Photo 23

Peeling of Plaster on Roof of Shop No.316 of Ground Floor



Photo 24

Peeling of Plaster on Roof of Shop No.316 of Ground Floor

Pre - Condition Building Survey for Construction of Underground Stations from Chandpole to Bari Chouper and reversal line



Photo 25

Peeling of Plaster on Left Side External Column of Varanda of Shop No.317 of Ground Floor



Photo 26

Dampness/Seepage on Roof of Varanda of Shop No.317 of Ground Floor



Photo 27

Peeling of Plaster on Roof of Varanda of Shop No.317 of Ground Floor



Photo 28

Plaster Crack on Roof of Part B of Shop No.317 of Ground Floor



Photo 29

Peeling of Plaster on Floor of Part C of Shop No.317 of Ground Floor



Photo 30

Damaged Portion on Rightside External Column of Varanda of Shop No.318 of Ground Floor

Pre - Condition Building Survey for Construction of Underground Stations from Chandpole to Bari Chouper and reversal line



Photo 31

Damaged Portion on Floor of Varanda of Shop No.318 of Ground Floor



Photo 32

Dampness/Seepage on Roof of Varanda of Shop No.318 of Ground Floor



Photo 33

Dampness/Seepage on Roof of Shop No.318 of Ground Floor



Photo 34

All Walls of Shop No.313 of Ground Floor Covered With Material



Photo 35

All Walls & Roof of Shop No.314 of Ground Floor Covered With Wooden Work & Falls Ceiling



Photo 36

Wall No. 2 of Shop No.316 of Ground Floor Covered With Wooden Rack & Material

Pre - Condition Building Survey for Construction of Underground Stations from Chandpole to Bari Chouper and reversal line



Photo 37

Wall No. 4 of Shop No.316 of Ground Floor Covered With Wooden Rack & Material



Photo 38

Wall No. 4 of Part C of Shop No.317 of Ground Floor Covered With Material



Photo 39

All Walls of Part B of Shop No.317 of Ground Floor Covered With Material



Photo 40

Wall No. 1 of Part A of Shop No.317 of Ground Floor Covered With Material



Photo 41

Wall No. 2 of Part A of Shop No.317 of Ground Floor Covered With Material



Photo 42

All Walls of Shop No.318 of Ground Floor Covered With Material

Pre - Condition Building Survey for Construction of Underground Stations from Chandpole to Bari Chouper and reversal line



Photo 43

Shop No.318 of Ground Floor No Way To basement

Pre - Condition Building Survey for Construction of Underground Stations from Chandpole to Bari Chouper and reversal line



House No. 194-199 & Shop
Tripoli Bazar
Jaipur
Unique ID: CC BC DN 0025

Report Number: AIMIL/ESG/JMCEC/CC BC DN 0025/01, Rev. 00, Dated: January 2014

Building Owner
Contractor

Various Owners
CEC

Client
Sub-Contractor

JMRC Limited
AIMIL Limited

Pre - Condition Building Survey for Construction of Underground Stations from Chandpole to Bari Chouper and reversal line

Table of Contents

S.No.	Particulars	Page No.
1	Introduction	2
2	Survey Details	2
3	About the Structure	3
4	Building Ownership Details	3
5	Project Details	4
6	General Building Details	4
7	Summary of Cracks	5
8	Summary of Defects other than Cracks	
9	Summary of Areas that Could not be surveyed	
10	Defect Photographs	
11	Schematic Diagram of Building	

Introduction

The Jaipur Metro Rail is being constructed to provide the city of Jaipur with a modern and technologically advanced Transit System, to provide a safe and well connected means of transport that reduces traffic congestion. The project consists of two corridors with underground and elevated sections.

The construction of underground rail and road infrastructures in metropolitan and cosmopolitan cities are mostly through developed area under challenging soil conditions.

The alignment of structure is passing through densely inhabited areas, many structures are falling in the zone of influence of construction activities. It is required to carry out the pre-condition survey of those structures. The scope of work of this survey includes carrying out pre-condition survey of those structures.

Survey Details

S.No.	Head	Particulars	Signatures
1	Date of Survey	10/12/2012	
2	AIMIL Representative		
3	CEC Representative		
4	Structural Designer of CEC		
5	JMRC/DMRC Representative		

Pre - Condition Building Survey for Construction of Underground Stations from Chandpole to Bari Chouper and reversal line

About the Structure

The structure under consideration is a Single Story Load Bearing Structure having a basement. The structure was constructed in year 1813 and is 200 years old.

There are 83 defects in the structure out of which 13 are cracks. Category wise distribution of cracks is given in the table below. Overall the Building can be categorised in Category II (Slight)

Category	Number of Cracks	% of Total Cracks	Crack Meter
Negligible (< 0.1mm)	0	0%	Not Required
Very Slight (0.1 to 1mm)	8	61.54%	Required
Slight (1 to 5mm)	5	38.46%	Required
Moderate (5 to 15mm)	0	0%	Not Required
Severe (15 to 25mm)	0	0%	Not Required
Very Severe (>25mm)	0	0%	Not Required

The average width of cracks is 1.1mm and average length of cracks is 1.68m. The maximum crack width is 2.5mm and minimum width is 0.25mm.

Building Ownership Details			
Unique ID/Sub ID	Premises Name	Owner	Signatures
CC-BC/DL/0025-01	Siya Ram Treaders		
CC-BC/DL/0025-FF-SF	Satya Narayan Sharma		
CC-BC/DL/0025-02	Grower Brothers		

Pre - Condition Building Survey for Construction of Underground Stations from Chandpole to Bari Chouper and reversal line

Project Details		
S. No.	Head	Particulars
1	Project	Jaipur Metro Rail Project
2	Section	Chandpole to Bari Chaupar
3	Client	JMRC Limited
4	Consultant	DMRC Limited
5	Contractor	CEC
6	Design Consultant of Contractor	Omikron Kappa - Indus Consultrans JV
7	Sub-Contractor	AIMIL Limited
8	Subject	Pre-Condition Survey Report

General Building Details (As informed verbally by Building Owner)		
S. No.	Head	Particulars
1	Building Name	House No. 194-199 & Shop
2	Building Address	Tripola Bazar Jaipur
3	Year of Construction	1813
4	Number of Floors	B+G+3
5	Number of Basements	One
6	Type of Building	Residential
7	Approximate Height	12m
8	Approximate Area	1000 Sq. Yard
9	Age of Building	200 years
10	Type of Structure	Load Bearing Structure
11	Type of Foundation	Not Known
12	Number of Bore Wells	None
13	Depth and Diameter of Bore	N.A.
14	Roadways	One Side
15	Presence of Equipment/Machines	None

Pre - Condition Building Survey for Construction of Underground Stations from Chandpole to Bari Chouper and reversal line

Summary of Cracks						
Defect ID	Location	Orientation	Appx. Width (mm)	Appx. Length (m)	Category	Photo No.
1	Wall No. 2 Passage First Floor	Inclined	0.5	1.5	Very Slight	7, 7A
2	Wall No. 4 Open sky First Floor	Inclined	0.6	1	Very Slight	8, 8A
3	Wall No. 2 & Roof Passage No.4 First Floor	Inclined	2.5	1.7	Slight	9, 9A
4	Wall No. 3 Passage No.5 First Floor	Inclined	1	1	Slight	10, 10A
5	Roof Gate Ground Floor	Inclined	0.8	0.8	Very Slight	11
6	Wall No. 3 Open Sky First Floor	Inclined	2	0.7	Slight	12
7	Wall No. 1 Open Sky First Floor	Inclined	1.5	2	Slight	13, 13A
8	Wall No. 1 Open Sky First Floor	Inclined	0.6	2.5	Very Slight	14
9	Wall No. 1 Open Sky First Floor	Horizontal	0.6	4.5	Very Slight	15
10	Wall No. 2 Open sky First Floor	Inclined	2.5	1	Slight	16, 16A
11	Wall No. 1 Passage Second Floor	Vertical	0.6	0.6	Very Slight	17, 17A
12	Wall No. 1 Passage Second Floor	Inclined	0.25	1.1	Very Slight	18, 18A
13	Wall No. Outerwall Second Floor	Horizontal	0.8	3.5	Very Slight	19

Summary of Defects Other Than Crack			
Defect ID	Location	Description	Photo No.
14	Roof Passage First Floor	Peeling of Plaster	20
15	Wall No. 4 Passage First Floor	Peeling of Plaster	21
16	Wall No. 4 Passage First Floor	Damaged Portion	22
17	Wall No. 3 & Shade Open sky First Floor	Damaged Portion	23
18	Wall No. 1 & Shade Open sky First Floor	Damaged Portion	24
19	Wall No. 4 & Shade Open sky First Floor	Damaged Portion	25
20	Wall No. 1 Open sky First Floor	Plaster Crack	26
21	Roof Varanda No.1 First Floor	Peeling of Plaster	27
22	Wall No. 4 Varanda No.1 First Floor	Dampness/Seepage	28
23	Wall No. 2 Varanda No.1 First Floor	Damaged Portion	29
24	Balcony First Floor	Damaged Portion	30
25	Wall No. 3 Open sky First Floor	Damaged Portion	31
26	Roof Passage No.2 First Floor	Peeling of Plaster	32
27	Wall No. 4 Passage No.2 First Floor	Peeling of Plaster	33
28	Wall No. 1 Passage No.2 First Floor	Peeling of Plaster	34
29	Wall No. 2 Open sky First Floor	Peeling of Plaster	35
30	Wall No. Floor Varanda No.2 First Floor	Plaster Crack	36
31	Wall No. Floor Varanda No.2 First Floor	Plaster Crack	37
32	Wall No. Floor Varanda No.2 First Floor	Peeling of Plaster	38
33	Wall No. 1 Passage No.4 First Floor	Peeling of Plaster	39
34	Roof Passage No.5 First Floor	Peeling of Plaster	40
35	Roof Passage No.5 First Floor	Peeling of Plaster	41
36	Wall No. 3 Passage No.5 First Floor	Peeling of Plaster	42
37	Wall No. 4 Passage No.5 First Floor	Peeling of Plaster	43
38	Roof Kitchen First Floor	Dampness/Seepage	44
39	Wall No. 1 & Shade Open Sky No.2 First Floor	Damaged Portion	45
40	Wall No. 3 & Shade Open Sky No.2 First Floor	Damaged Portion	46

41	Roof Passage No.6 First Floor	Peeling of Plaster	47
42	Roof Room No. 7 First Floor	Dampness/Seepage	48
43	Wall No. 1 StairCase Ground Floor	Peeling of Plaster	49
44	Roof Gate Ground Floor	Damaged Portion	50
45	Wall No. 2 & Roof Open Sky First Floor	Peeling of Plaster	51
46	Wall No. 2 & Roof Open Sky First Floor	Peeling of Plaster	52
47	Wall No. 4 Open Sky First Floor	Plaster Crack	53
48	Wall No. 4 Open Sky First Floor	Plaster Crack	54
49	Wall No. Stair Step Open Sky First Floor	Damaged Portion	55
50	Wall No. Floor Room No. 12 First Floor	Peeling of Plaster	56
51	Roof Room No. 14 First Floor	Dampness/Seepage	57
52	Wall No. 2 Room No. 14 First Floor	Dampness/Seepage	58
53	Wall No. 4 Room No. 14 First Floor	Dampness/Seepage	59
54	Wall No. 1 Room No. 14 First Floor	Dampness/Seepage	60
55	Roof Store No.2 First Floor	Dampness/Seepage	61
56	Wall No. 4 Store No.2 First Floor	Peeling of Plaster	62
57	Roof Toilet No. Toilet & Washroom First Floor	Dampness/Seepage	63
58	Roof Store No.1 First Floor	Dampness/Seepage	64
59	Wall No. 4 Store No.1 First Floor	Dampness/Seepage	65
60	Wall No. 2 Store No.1 First Floor	Dampness/Seepage	66
61	Wall No. 3 Store No.1 First Floor	Dampness/Seepage	67
62	Wall No. Wall No. Room No. Damage Room First Floor	Damaged Portion	68
63	Roof Room No. Damage Room First Floor	Damaged Portion	69
64	Wall No. 1 Passage Second Floor	Plaster Crack	70
65	Wall No. 2 Room No. 1 Third Floor	Dampness/Seepage	71
66	Wall No. 4 Room No. 1 Third Floor	Dampness/Seepage	72
67	Wall No. 1 Room No. 1 Third Floor	Dampness/Seepage	73
68	Wall No. 2 Room No. 2 Third Floor	Dampness/Seepage	74
69	Wall No. 1 Room No. 2 Third Floor	Dampness/Seepage	75
70	Wall No. 4 Room No. 2 Third Floor	Dampness/Seepage	76
71	Wall No. Outerwall First Floor	Damaged Portion	77
72	Wall No. Outerwall First Floor	Damaged Portion	78
73	Wall No. Outerwall First Floor	Damaged Portion	79
74	Wall No. Outerwall First Floor	Plaster Crack	80
75	Wall No. Frontwall Siyaram Treaders Ground Floor	Peeling of Plaster	81
76	Wall No. Frontwall Siyaram Treaders Ground Floor	Plaster Crack	82
77	Roof Part C of Siyaram Treaders Ground Floor	Peeling of Plaster	83
78	Wall No. 1 Staircase area Basement	Peeling of Plaster	84
79	Wall No. 2 & Roof Staircase area Basement	Peeling of Plaster	85
80	Roof Part A of Siyaram Treaders Basement	Dampness/Seepage	86
81	Roof Part B of Siyaram Treaders Ground Floor	Dampness/Seepage	87
82	Roof Part C of Siyaram Treaders Ground Floor	Dampness/Seepage	88
83	Roof Part D of Siyaram Treaders Ground Floor	Dampness/Seepage	89

Summary of Areas that Could not be Surveyed			
Serial No.	Location	Description	Photo No.
1	Wall No. 4 Varanda No.1 First Floor		90
2	Room No. 1 First Floor	Locked	91
3	Balcony First Floor	Covered With Material	92
4	Wall No. All walls Passage No.3 First Floor	Covered With Material	93
5	Wall No. All walls Room No. 7 First Floor	Covered With Material	94
6	Room No. Temple Room First Floor	Locked	95

7	Wall No. 1 Passage No.6 First Floor	Covered With Material	96
8	Wall No. 2 & 4 Passage No.6 First Floor	Covered With Material	97
9	Room No. 2 First Floor	Locked	98
10	Room No. 3 First Floor	Locked	99
11	Room No. 4 First Floor	Locked	100
12	Room No. 9 First Floor	Locked	101
13	Room No. 11 First Floor	Locked	102
14	Room No. 13 First Floor	Locked	103
15	Wall No. All walls & Roof Toilet No. Toilet & Washroom First Floor	Covered With tiles	104
16	Store Room First Floor	Locked	105
17	Wall No. All walls Toilet No. Toilet & Washroom Second Floor	Half Covered with Tile	106
18	Wall No. Floor Room No. 1 Second Floor	Covered With Tile	107
19	Wall No. 4 Room No. 1 Second Floor	Covered With Almira	108
20	Wall No. 1, 2 & 4 Kitchen Second Floor	Covered With Tile	109
21	Drawing Room Second Floor	Covered	110
22	Wall No. 2 Room No. 2 Second Floor	Half Covered with Almira	111
23	Wall No. 3 Room No. 2 Third Floor	1/4 Covered With almira	112
24	Wall No. 1 Part A of Siyaram Treaders Ground Floor	Covered With Glass Work & Material	113
25	Wall No. 2 Part A of Siyaram Treaders Ground Floor	Covered With Glass Work & Material	114
26	Wall No. All walls Part B of Siyaram Treaders Ground Floor	Covered With Material	115
27	Wall No. All walls Part A of Siyaram Treaders Ground Floor	Covered With Material	116
28	Roof Part A of Siyaram Treaders Ground Floor	Covered With Falls Ceiling	117
29	Roof Part B of Siyaram Treaders Ground Floor	Covered With Falls Ceiling	118
30	Wall No. 3 Part A of Siyaram Treaders Ground Floor	Covered With Material	119
31	Wall No. 2 Part A of Siyaram Treaders Ground Floor	Covered With Material	120
32	Wall No. 1 Part B of Siyaram Treaders Ground Floor	Covered With Material	121
33	Wall No. 2 Part B of Siyaram Treaders Ground Floor	Covered With Material	122
34	Wall No. 4 Part B of Siyaram Treaders Ground Floor	Covered With Material	123
35	Wall No. 1 & 4 Part C of Siyaram Treaders Ground Floor	Covered With Material	124
36	Wall No. 3 Part C of Siyaram Treaders Ground Floor	Covered With Material	125
37	Wall No. All walls Part D of Siyaram Treaders Ground Floor	Covered With Material	126
38	Wall No. All walls Shop Grover Brothers Ground Floor	Covered With material	127
39	Wall No. All walls Shop Grover Brothers Ground Floor	Covered With material	128

Pre - Condition Building Survey for Construction of Underground Stations from Chandpole to Bari Chouper and reversal line



Photo 1
Backview of Building



Photo 2
View of Room No.6, First Floor



Photo 3
View of Terrace, Third Floor



Photo 4
Front View of building, First Floor



Photo 5
View of Shop Siyaram Treaders, Ground Floor



Photo 6
View of Shop Grover Brothers, Ground Floor

Pre - Condition Building Survey for Construction of Underground Stations from Chandpole to Bari Chouper and reversal line



Photo 7

Inclined Crack on Wall No. 2 of Passage, First Floor
Approx. Width = 0.5mm, Approx. Length = 1.5m.
Distance from Wall No.3 = 1.1m, Height from Floor = 0.5m.



Photo 7A

Inclined Crack on Wall No. 2 of Passage, First Floor
Approx. Width = 0.5mm, Approx. Length = 1.5m.
Distance from Wall No.3 = 1.1m, Height from Floor = 0.5m.



Photo 8

Inclined Crack on Wall No. 4 of Open sky, First Floor
Approx. Width = 0.6mm, Approx. Length = 1m.
Distance from Wall No.2 = 1.3m, Height from Floor = 0.1m.



Photo 8A

Inclined Crack on Wall No. 4 of Open sky, First Floor
Approx. Width = 0.6mm, Approx. Length = 1m.
Distance from Wall No.2 = 1.3m, Height from Floor = 0.1m.



Photo 9

Inclined Crack on Wall No. 2 & Roof of Passage No.4, First Floor
Approx. Width = 2.5mm, Approx. Length = 1.7m.
Distance from Wall No.4 = 0.15m, Height from Floor = 1m.



Photo 9A

Inclined Crack on Wall No. 2 & Roof of Passage No.4, First Floor
Approx. Width = 2.5mm, Approx. Length = 1.7m.
Distance from Wall No.4 = 0.15m, Height from Floor = 1m.

Pre - Condition Building Survey for Construction of Underground Stations from Chandpole to Bari Chouper and reversal line



Photo 10

Inclined Crack on Wall No. 3 of Passage No.5, First Floor
Approx. Width = 1mm, Approx. Length = 1m.
Distance from Wall No.2 = 3.5m, Height from Floor = 0.7m.



Photo 10A

Inclined Crack on Wall No. 3 of Passage No.5, First Floor
Approx. Width = 1mm, Approx. Length = 1m.
Distance from Wall No.2 = 3.5m, Height from Floor = 0.7m.



Photo 11

Inclined Crack on Roof of Gate , Ground Floor
Approx. Width = 0.8mm, Approx. Length = 0.8m.
Distance from Wall No.1 = 0m, Height from Floor = 2m.



Photo 12

Inclined Crack on Wall No. 3 of Open Sky, First Floor
Approx. Width = 2mm, Approx. Length = 0.7m.
Distance from Wall No.2 = 1m, Height from Floor = 2m.



Photo 13

Inclined Crack on Wall No. 1 of Open Sky, First Floor
Approx. Width = 1.5mm, Approx. Length = 2m.
Distance from Wall No.4 = 0.6m, Height from Floor = 0.4m.



Photo 13A

Inclined Crack on Wall No. 1 of Open Sky, First Floor
Approx. Width = 1.5mm, Approx. Length = 2m.
Distance from Wall No.4 = 0.6m, Height from Floor = 0.4m.

Pre - Condition Building Survey for Construction of Underground Stations from Chandpole to Bari Chouper and reversal line



Photo 14

Inclined Crack on Wall No. 1 of Open Sky, First Floor
Approx. Width = 0.6mm, Approx. Length = 2.5m.
Distance from Wall No.4 = 1.6m, Height from Floor = 1.6m.



Photo 15

Horizontal Crack on Wall No. 1 of Open Sky, First Floor
Approx. Width = 0.6mm, Approx. Length = 4.5m.
Distance from = m, Height from Floor = 3m.



Photo 16

Inclined Crack on Wall No. 2 of Open sky, First Floor
Approx. Width = 2.5mm, Approx. Length = 1m.
Distance from Wall No.4 = 0m, Height from Floor = 0.4m.



Photo 16A

Inclined Crack on Wall No. 2 of Open sky, First Floor
Approx. Width = 2.5mm, Approx. Length = 1m.
Distance from Wall No.4 = 0m, Height from Floor = 0.4m.



Photo 17

Vertical Crack on Wall No. 1 of Passage, Second Floor
Approx. Width = 0.6mm, Approx. Length = 0.6m.
Distance from Wall No.3 = 0.15m, Height from Floor = 0m.



Photo 17A

Vertical Crack on Wall No. 1 of Passage, Second Floor
Approx. Width = 0.6mm, Approx. Length = 0.6m.
Distance from Wall No.3 = 0.15m, Height from Floor = 0m.

Pre - Condition Building Survey for Construction of Underground Stations from Chandpole to Bari Chouper and reversal line



Photo 18

Inclined Crack on Wall No. 1 of Passage, Second Floor
Approx. Width = 0.25mm, Approx. Length = 1.1m.
Distance from Wall No.4 = 0.5m, Height from Floor = 0.8m.



Photo 18A

Inclined Crack on Wall No. 1 of Passage, Second Floor
Approx. Width = 0.25mm, Approx. Length = 1.1m.
Distance from Wall No.4 = 0.5m, Height from Floor = 0.8m.



Photo 19

Horizontal Crack on Wall No. Outerwall of , Second Floor
Approx. Width = 0.8mm, Approx. Length = 3.5m.
Distance from Wall No.1 = 0m, Height from Floor = 6m.



Photo 20

Peeling of Plaster on Roof of Passage of First Floor



Photo 21

Peeling of Plaster on Wall No. 4 of Passage of First Floor



Photo 22

Damaged Portion on Wall No. 4 of Passage of First Floor

Pre - Condition Building Survey for Construction of Underground Stations from Chandpole to Bari Chouper and reversal line



Photo 23

Damaged Portion on Wall No. 3 & Shade of Open sky of First Floor



Photo 24

Damaged Portion on Wall No. 1 & Shade of Open sky of First Floor



Photo 25

Damaged Portion on Wall No. 4 & Shade of Open sky of First Floor



Photo 26

Plaster Crack on Wall No. 1 of Open sky of First Floor



Photo 27

Peeling of Plaster on Roof of Varanda No.1 of First Floor



Photo 28

Dampness/Seepage on Wall No. 4 of Varanda No.1 of First Floor

Pre - Condition Building Survey for Construction of Underground Stations from Chandpole to Bari Chouper and reversal line



Photo 29
Damaged Portion on Wall No. 2 of Varanda No.1 of First Floor



Photo 30
Damaged Portion on Balcony of First Floor



Photo 31
Damaged Portion on Wall No. 3 of Open sky of First Floor



Photo 32
Peeling of Plaster on Roof of Passage No.2 of First Floor



Photo 33
Peeling of Plaster on Wall No. 4 of Passage No.2 of First Floor



Photo 34
Peeling of Plaster on Wall No. 1 of Passage No.2 of First Floor

Pre - Condition Building Survey for Construction of Underground Stations from Chandpole to Bari Chouper and reversal line



Photo 35

Peeling of Plaster on Wall No. 2 of Open sky of First Floor



Photo 36

Plaster Crack on Wall No. Floor of Varanda No.2 of First Floor



Photo 37

Plaster Crack on Wall No. Floor of Varanda No.2 of First Floor



Photo 38

Peeling of Plaster on Wall No. Floor of Varanda No.2 of First Floor



Photo 39

Peeling of Plaster on Wall No. 1 of Passage No.4 of First Floor



Photo 40

Peeling of Plaster on Roof of Passage No.5 of First Floor

Pre - Condition Building Survey for Construction of Underground Stations from Chandpole to Bari Chouper and reversal line



Photo 41
Peeling of Plaster on Roof of Passage No.5 of First Floor



Photo 42
Peeling of Plaster on Wall No. 3 of Passage No.5 of First Floor



Photo 43
Peeling of Plaster on Wall No. 4 of Passage No.5 of First Floor



Photo 44
Dampness/Seepage on Roof of Kitchen of First Floor



Photo 45
Damaged Portion on Wall No. 1 & Shade of Open Sky No.2 of First Floor



Photo 46
Damaged Portion on Wall No. 3 & Shade of Open Sky No.2 of First Floor

Pre - Condition Building Survey for Construction of Underground Stations from Chandpole to Bari Chouper and reversal line




Photo 47
Peeling of Plaster on Roof of Passage No.6 of First Floor



Photo 48
Dampness/Seepage on Roof of Room No. 7 of First Floor



Photo 49
Peeling of Plaster on Wall No. 1 of StairCase of Ground Floor



Photo 50
Damaged Portion on Roof of Gate of Ground Floor



Photo 51
Peeling of Plaster on Wall No. 2 & Roof of Open Sky of First Floor



Photo 52
Peeling of Plaster on Wall No. 2 & Roof of Open Sky of First Floor

Pre - Condition Building Survey for Construction of Underground Stations from Chandpole to Bari Chouper and reversal line



Photo 53
Plaster Crack on Wall No. 4 of Open Sky of First Floor



Photo 54
Plaster Crack on Wall No. 4 of Open Sky of First Floor



Photo 55
Damaged Portion on Wall No. Stair Step of Open Sky of First Floor



Photo 56
Peeling of Plaster on Wall No. Floor of Room No. 12 of First Floor



Photo 57
Dampness/Seepage on Roof of Room No. 14 of First Floor



Photo 58
Dampness/Seepage on Wall No. 2 of Room No. 14 of First Floor

Pre - Condition Building Survey for Construction of Underground Stations from Chandpole to Bari Chouper and reversal line



Photo 59

Dampness/Seepage on Wall No. 4 of Room No. 14 of First Floor



Photo 60

Dampness/Seepage on Wall No. 1 of Room No. 14 of First Floor



Photo 61

Dampness/Seepage on Roof of Store No.2 of First Floor



Photo 62

Peeling of Plaster on Wall No. 4 of Store No.2 of First Floor



Photo 63

Dampness/Seepage on Roof of Toilet No. Toilet & Washroom of First Floor



Photo 64

Dampness/Seepage on Roof of Store No.1 of First Floor

Pre - Condition Building Survey for Construction of Underground Stations from Chandpole to Bari Chouper and reversal line



Photo 65
Dampness/Seepage on Wall No. 4 of Store No.1 of First Floor



Photo 66
Dampness/Seepage on Wall No. 2 of Store No.1 of First Floor



Photo 67
Dampness/Seepage on Wall No. 3 of Store No.1 of First Floor



Photo 68
Damaged Portion on Wall No. of Room No. Damage Room of First Floor



Photo 69
Damaged Portion on Roof of Room No. Damage Room of First Floor



Photo 70
Plaster Crack on Wall No. 1 of Passage of Second Floor

Pre - Condition Building Survey for Construction of Underground Stations from Chandpole to Bari Chouper and reversal line



Photo 71

Dampness/Seepage on Wall No. 2 of Room No. 1 of Third Floor




Photo 72

Dampness/Seepage on Wall No. 4 of Room No. 1 of Third Floor



Photo 73

Dampness/Seepage on Wall No. 1 of Room No. 1 of Third Floor



Photo 74

Dampness/Seepage on Wall No. 2 of Room No. 2 of Third Floor



Photo 75

Dampness/Seepage on Wall No. 1 of Room No. 2 of Third Floor



Photo 76

Dampness/Seepage on Wall No. 4 of Room No. 2 of Third Floor

Pre - Condition Building Survey for Construction of Underground Stations from Chandpole to Bari Chouper and reversal line



Photo 77
Damaged Portion on Wall No. Outerwall of First Floor



Photo 78
Damaged Portion on Wall No. Outerwall of First Floor



Photo 79
Damaged Portion on Wall No. Outerwall of First Floor



Photo 80
Plaster Crack on Wall No. Outerwall of First Floor



Photo 81
Peeling of Plaster on Wall No. Frontwall of Siyaram Treaders of Ground Floor



Photo 82
Plaster Crack on Wall No. Frontwall of Siyaram Treaders of Ground Floor

Pre - Condition Building Survey for Construction of Underground Stations from Chandpole to Bari Chouper and reversal line



Photo 83

Peeling of Plaster on Roof of Part C of Siyaram Treaders of Ground Floor



Photo 84

Peeling of Plaster on Wall No. 1 of Staircase area of Basement



Photo 85

Peeling of Plaster on Wall No. 2 & Roof of Staircase area of Basement



Photo 86

Dampness/Seepage on Roof of Part A of Siyaram Treaders of Basement



Photo 87

Dampness/Seepage on Roof of Part B of Siyaram Treaders of Ground Floor



Photo 88

Dampness/Seepage on Roof of Part C of Siyaram Treaders of Ground Floor

Pre - Condition Building Survey for Construction of Underground Stations from Chandpole to Bari Chouper and reversal line



Photo 89

Dampness/Seepage on Roof of Part D of Siyaram Treaders of Ground Floor



Photo 90

Wall No. 4 of Varanda No.1 of First Floor



Photo 91

of Room No. 1 of First Floor Locked



Photo 92

of Balcony of First Floor Covered With Material



Photo 93

Wall No. All walls of Passage No.3 of First Floor Covered With Material



Photo 94

Wall No. All walls of Room No. 7 of First Floor Covered With Material

Pre - Condition Building Survey for Construction of Underground Stations from Chandpole to Bari Chouper and reversal line



Photo 95
of Room No. Temple Room of First Floor Locked



Photo 96
Wall No. 1 of Passage No.6 of First Floor Covered With Material



Photo 97
Wall No. 2 & 4 of Passage No.6 of First Floor Covered With Material



Photo 98
of Room No. 2 of First Floor Locked



Photo 99
of Room No. 3 of First Floor Locked




Photo 100
of Room No. 4 of First Floor Locked

Pre - Condition Building Survey for Construction of Underground Stations from Chandpole to Bari Chouper and reversal line



Photo 101
of Room No. 9 of First Floor Locked



Photo 102
of Room No. 11 of First Floor Locked



Photo 103
of Room No. 13 of First Floor Locked



Photo 104
Wall No. All walls & Roof of Toilet No. Toilet & Washroom of First Floor Covered With tiles



Photo 105
of Store Room of First Floor Locked



Photo 106
Wall No. All walls of Toilet No. Toilet & Washroom of Second Floor Half Covered with Tile

Pre - Condition Building Survey for Construction of Underground Stations from Chandpole to Bari Chouper and reversal line



Photo 107

Wall No. Floor of Room No. 1 of Second Floor Covered With Tile



Photo 108

Wall No. 4 of Room No. 1 of Second Floor Covered With Almira



Photo 109

Wall No. 1, 2 & 4 of Kitchen of Second Floor Covered With Tile



Photo 110

of Drawing Room of Second Floor Covered



Photo 111

Wall No. 2 of Room No. 2 of Second Floor Half Covered with Almira




Photo 112

Wall No. 3 of Room No. 2 of Third Floor 1/4 Covered With almira

Pre - Condition Building Survey for Construction of Underground Stations from Chandpole to Bari Chouper and reversal line



Photo 113

Wall No. 1 of Part A of Siyaram Treaders of Ground Floor Covered With Glass Work & Material



Photo 114

Wall No. 2 of Part A of Siyaram Treaders of Ground Floor Covered With Glass Work & Material



Photo 115

Wall No. All walls of Part B of Siyaram Treaders of Ground Floor Covered With Material



Photo 116

Wall No. All walls of Part A of Siyaram Treaders of Ground Floor Covered With Material



Photo 117

Roof of Part A of Siyaram Treaders of Ground Floor Covered With Falls Ceiling



Photo 118

Roof of Part B of Siyaram Treaders of Ground Floor Covered With Falls Ceiling

Pre - Condition Building Survey for Construction of Underground Stations from Chandpole to Bari Chouper and reversal line



Photo 119

Wall No. 3 of Part A of Siyaram Treaders of Ground Floor Covered With Material



Photo 120

Wall No. 2 of Part A of Siyaram Treaders of Ground Floor Covered With Material



Photo 121

Wall No. 1 of Part B of Siyaram Treaders of Ground Floor Covered With Material



Photo 122

Wall No. 2 of Part B of Siyaram Treaders of Ground Floor Covered With Material



Photo 123

Wall No. 4 of Part B of Siyaram Treaders of Ground Floor Covered With Material



Photo 124

Wall No. 1 & 4 of Part C of Siyaram Treaders of Ground Floor Covered With Material

Pre - Condition Building Survey for Construction of Underground Stations from Chandpole to Bari Chouper and reversal line



Photo 125

Wall No. 3 of Part C of Siyaram Treaders of Ground Floor Covered With Material



Photo 126

Wall No. All walls of Part D of Siyaram Treaders of Ground Floor Covered With Material



Photo 127

Wall No. All walls of Shop Grover Brothers of Ground Floor Covered With material



Photo 128

Wall No. All walls of Shop Grover Brothers of Ground Floor Covered With material

Pre - Condition Building Survey for Construction of Underground Stations from Chandpole to Bari Chouper and reversal line



Shop Chandra Enterprises
Tripola Bazar
Jaipur
Unique ID: CC BC DN 0026

Report Number: AIMIL/ESG/JMCEC/CC BC DN 0026/01, Rev. 00, Dated: January 2014

Building Owner
Contractor

Various Owners
CEC

Client
Sub-Contractor

JMRC Limited
AIMIL Limited

Pre - Condition Building Survey for Construction of Underground Stations from Chandpole to Bari Chouper and reversal line

Table of Contents

S.No.	Particulars	Page No.
1	Introduction	2
2	Survey Details	2
3	About the Structure	3
4	Building Ownership Details	3
5	Project Details	4
6	General Building Details	4
7	Summary of Cracks	5
8	Summary of Defects other than Cracks	
9	Summary of Areas that Could not be surveyed	
10	Defect Photographs	
11	Schematic Diagram of Building	

Introduction

The Jaipur Metro Rail is being constructed to provide the city of Jaipur with a modern and technologically advanced Transit System, to provide a safe and well connected means of transport that reduces traffic congestion. The project consists of two corridors with underground and elevated sections.

The construction of underground rail and road infrastructures in metropolitan and cosmopolitan cities are mostly through developed area under challenging soil conditions.

The alignment of structure is passing through densely inhabited areas, many structures are falling in the zone of influence of construction activities. It is required to carry out the pre-condition survey of those structures. The scope of work of this survey includes carrying out pre-condition survey of those structures.

Survey Details

S.No.	Head	Particulars	Signatures
1	Date of Survey	10/12/2012	
2	AIMIL Representative		
3	CEC Representative		
4	Structural Designer of CEC		
5	JMRC/DMRC Representative		

Pre - Condition Building Survey for Construction of Underground Stations from Chandpole to Bari Chouper and reversal line

About the Structure

The structure under consideration is a Single Story Load Bearing Structure. The structure was constructed in year 1813 and is 300 years old.

There are 4 defects in the structure out of which 0 are cracks. Category wise distribution of cracks is given in the table below. Overall the Building can be categorised in Category 0 (Negligible)

Category	Number of Cracks	% of Total Cracks
Negligible (< 0.1mm)	0	0%
Very Slight (0.1 to 1mm)	0	0%
Slight (1 to 5mm)	0	0%
Moderate (5 to 15mm)	0	0%
Severe (15 to 25mm)	0	0%
Very Severe (>25mm)	0	0%

Building Ownership Details			
Unique ID/Sub ID	Premises Name	Owner	Signatures
CC-BC/DL/0026-01-02	Chand Enterprises		
CC-BC/DL/0026-03-FF-SF	Rohit Sales		
CC-BC/DL/0026-04-FF-SF	M.K Traders		
CC-BC/DL/0026-05-FF-SF	Goal Sales		

Pre - Condition Building Survey for Construction of Underground Stations from Chandpole to Bari Chouper and reversal line

Project Details		
S. No.	Head	Particulars
1	Project	Jaipur Metro Rail Project
2	Section	Chandpole to Bari Chaupar
3	Client	JMRC Limited
4	Consultant	DMRC Limited
5	Contractor	CEC
6	Design Consultant of Contractor	Omikron Kappa - Indus Consultrans JV
7	Sub-Contractor	AIMIL Limited
8	Subject	Pre-Condition Survey Report

General Building Details (As informed verbally by Building Owner)		
S. No.	Head	Particulars
1	Building Name	Shops 196-199
2	Building Address	Tripola Bazar Jaipur
3	Year of Construction	1813
4	Number of Floors	G
5	Number of Basements	None
6	Type of Building	Commercial
7	Approximate Height	3m
8	Approximate Area	Not Known
9	Age of Building	300 years
10	Type of Structure	Load Bearing Structure
11	Type of Foundation	Not Known
12	Number of Bore Wells	None
13	Depth and Diameter of Bore	N.A.
14	Roadways	One Side
15	Presence of Equipment/Machines	None

Pre - Condition Building Survey for Construction of Underground Stations from Chandpole to Bari Chouper and reversal line

Summary of Cracks						
Defect ID	Location	Orientation	Appx. Width (mm)	Appx. Length (m)	Category	Photo No.

Summary of Defects Other Than Crack			
Defect ID	Location	Description	Photo No.
1	Roof Shade Shop No.196 Ground Floor	Damaged Portion	6
2	Roof Part B of Shop No.197 Ground Floor	Plaster Crack	7
3	Wall No. 2 Part B of Shop No.197 Ground Floor	Peeling of Plaster	8
4	Roof Shade Shop No.198 Ground Floor	Peeling of Plaster	9

Summary of Areas that Could not be Surveyed			
Serial No.	Location	Description	Photo No.
1	Wall No. 1 Shop No.196 Ground Floor	Covered With Material	10
2	Wall No. 2 Shop No.196 Ground Floor	Covered With Material	11
3	Wall No. 4 Shop No.196 Ground Floor	Covered With Material	12
4	Wall No. 1 Part B of Shop No.197 Ground Floor	Covered With Material	13
5	All walls Part C of Shop No.197 Ground Floor	Covered With Material	14
6	All walls Shop No.198 Ground Floor		15
7	All walls Shop No.199 Ground Floor	Covered With material	16
8	All walls & Roof Shop Goyal Sales Ground Floor	Covered With material	17

Pre - Condition Building Survey for Construction of Underground Stations from Chandpole to Bari Chouper and reversal line



Photo 1
View of Shop No.196



Photo 2
View of Shop No.197, Ground Floor



Photo 3
View of Shop No.198, Ground Floor



Photo 4
View of Shop No.199, Ground Floor



Photo 5
View of Shop Goyal sales, Ground Floor



Photo 6
Damaged Portion on Roof Shade of Shop No.196 of Ground Floor

Pre - Condition Building Survey for Construction of Underground Stations from Chandpole to Bari Chouper and reversal line



Photo 7
Plaster Crack on Roof of Part B of Shop No.197 of Ground Floor



Photo 8
Peeling of Plaster on Wall No. 2 of Part B of Shop No.197 of Ground Floor



Photo 9
Peeling of Plaster on Roof Shade of Shop No.198 of Ground Floor



Photo 10
Wall No. 1 of Shop No.196 of Ground Floor Covered With Material



Photo 11
Wall No. 2 of Shop No.196 of Ground Floor Covered With Material



Photo 12
Wall No. 4 of Shop No.196 of Ground Floor Covered With Material

Pre - Condition Building Survey for Construction of Underground Stations from Chandpole to Bari Chouper and reversal line



Photo 13

Wall No. 1 of Part B of Shop No.197 of Ground Floor Covered With Material



Photo 14

All walls of Part C of Shop No.197 of Ground Floor Covered With Material



Photo 15

All walls of Shop No.198 of Ground Floor



Photo 16

All walls of Shop No.199 of Ground Floor Covered With material



Photo 17

All walls & Roof of Shop Goyal Sales of Ground Floor Covered With material

Pre - Condition Building Survey for Construction of Underground Stations from Chandpole to Bari Chouper and reversal line



Shop No. 309-312
Natanio Ka Rasta
Jaipur
Unique ID: CC BC DN 0027

Report Number: AIMIL/ESG/JMCEC/CC BC DN 0027/01, Rev. 00, Dated: January 2014

Building Owner
Contractor

Various Owners
CEC

Client
Sub-Contractor

JMRC Limited
AIMIL Limited

Pre - Condition Building Survey for Construction of Underground Stations from Chandpole to Bari Chouper and reversal line

Table of Contents

S.No.	Particulars	Page No.
1	Introduction	2
2	Survey Details	2
3	About the Structure	3
4	Building Ownership Details	3
5	Project Details	4
6	General Building Details	4
7	Summary of Cracks	5
8	Summary of Defects other than Cracks	
9	Summary of Areas that Could not be surveyed	
10	Defect Photographs	
11	Schematic Diagram of Building	

Introduction

The Jaipur Metro Rail is being constructed to provide the city of Jaipur with a modern and technologically advanced Transit System, to provide a safe and well connected means of transport that reduces traffic congestion. The project consists of two corridors with underground and elevated sections.

The construction of underground rail and road infrastructures in metropolitan and cosmopolitan cities are mostly through developed area under challenging soil conditions.

The alignment of structure is passing through densely inhabited areas, many structures are falling in the zone of influence of construction activities. It is required to carry out the pre-condition survey of those structures. The scope of work of this survey includes carrying out pre-condition survey of those structures.

Survey Details

S.No.	Head	Particulars	Signatures
1	Date of Survey	11/12/2013	
2	AIMIL Representative		
3	CEC Representative		
4	Structural Designer of CEC		
5	JMRC/DMRC Representative		

Pre - Condition Building Survey for Construction of Underground Stations from Chandpole to Bari Chouper and reversal line

About the Structure

The structure under consideration is a Load Bearing Structure having 1 floor and a basement. The structure was constructed in year 1813 and is 150 years old.

There are 21 defects in the structure out of which 2 are cracks. Category wise distribution of cracks is given in the table below. Overall the Building can be categorised in Category II (Slight)

Category	Number of Cracks	% of Total Cracks
Negligible (< 0.1mm)	0	0%
Very Slight (0.1 to 1mm)	1	50%
Slight (1 to 5mm)	1	50%
Moderate (5 to 15mm)	0	0%
Severe (15 to 25mm)	0	0%
Very Severe (>25mm)	0	0%

The average width of cracks is 0.75mm and average length of cracks is 0.75m. The maximum crack width is 1mm and minimum width is 0.5mm.

Building Ownership Details			
Unique ID/Sub ID	Premises Name	Owner	Signatures
CC-BC/DL/0027-312	Girdhailal Syambiharilal Lohia		
CC-BC/DL/0027-311	Tirupati Hardware(Indian Pipe Store)		
CC-BC/DL/0027-310	Girdhailal Syambiharilal Lohia Branch		
CC-BC/DL/0027-309	Yamunalal Shankerlal & Co		

Pre - Condition Building Survey for Construction of Underground Stations from Chandpole to Bari Chouper and reversal line

Project Details		
S. No.	Head	Particulars
1	Project	Jaipur Metro Rail Project
2	Section	Chandpole to Bari Chaupar
3	Client	JMRC Limited
4	Consultant	DMRC Limited
5	Contractor	CEC
6	Design Consultant of Contractor	Omikron Kappa - Indus Consultrans JV
7	Sub-Contractor	AIMIL Limited
8	Subject	Pre-Condition Survey Report

General Building Details (As informed verbally by Building Owner)		
S. No.	Head	Particulars
1	Building Name	Shop No. 309-312
2	Building Address	Shop No. 309-312 Natanio Ka Rasta Jaipur
3	Year of Construction	1863
4	Number of Floors	B+G
5	Number of Basements	1
6	Type of Building	Commercial
7	Approximate Height	2m
8	Approximate Area	Not Known
9	Age of Building	150 years
10	Type of Structure	Load Bearing Structure
11	Type of Foundation	Not Known
12	Number of Bore Wells	None
13	Depth and Diameter of Bore	N.A.
14	Roadways	One Side
15	Presence of Equipment/Machines	None

Pre - Condition Building Survey for Construction of Underground Stations from Chandpole to Bari Chouper and reversal line

Summary of Cracks						
Defect ID	Location	Orientation	Appx. Width (mm)	Appx. Length (m)	Category	Photo No.
1	Wall No. 2 Shop No. 310 Ground Floor	Inclined	1	0.5	Slight	5
2	Wall No. 2 Shop No. 310 Ground Floor	Inclined	0.5	1	Very Slight	6

Summary of Defects Other Than Crack			
Defect ID	Location	Description	Photo No.
3	Pillar Varanda Shop No. 309, Ground Floor	Peeling of Plaster	7
4	Floor Varanda Shop No. 309, Ground Floor	Damaged Portion	8
5	Wall No. 2 Shop No. 309 Ground Floor	Peeling of Plaster	9
6	Wall No. 1 Shop No. 309 Ground Floor	Peeling of Plaster	10
7	Wall No. 1 Shop No. 309 Ground Floor	Damaged Portion	11
8	Roof Shop No. 309 Ground Floor	Peeling of Plaster	12
9	External Wall left side Shop No. 310 Ground Floor	Peeling of Plaster	13
10	Wall No. 1 Shop No. 310 Ground Floor	Peeling of Plaster	14
11	Roof Shop No. 310 Ground Floor	Dampness/Seepage	15
12	Wall No. 4 Shop No. 310 Ground Floor	Dampness/Seepage	16
13	Wall No. 4 Shop No. 310 Ground Floor	Peeling of Plaster	17
14	Roof Varanda Shop No. 311, Ground Floor	Damaged Portion	18
15	Wall No. 3 & Out of Side Shop No. 311 Ground Floor	Peeling of Plaster	19
16	External Beam Right Side Shop No. 311 Ground Floor	Peeling of Plaster	20
17	Floor & Out of Side Shop No. 312 Ground Floor	Peeling of Plaster	21
18	Roof Shop No. 312 Ground Floor	Peeling of Plaster	22
19	Wall No. 3 Shop No. 312 Ground Floor	Peeling of Plaster	23
20	Wall No. 4 Shop No. 312 Ground Floor	Peeling of Plaster	24
21	Wall No. 1 Shop No. 312 Basement	Dampness/Seepage	25

Summary of Areas that Could not be Surveyed			
Serial No.	Location	Description	Photo No.
1	Wall No. 4 Shop No. 309 Ground Floor	Covered With Material	26
2	Wall No. 1 Shop No. 310 Ground Floor	Covered With Material	27
3	Wall No. 2 Shop No. 310 Ground Floor	Covered With Material	28
4	Wall No. 2 Shop No. 311 Ground Floor	Covered With Material	29
5	Wall No. 1 Shop No. 311 Ground Floor	Covered With Material	30
6	Roof Shop No. 311 Ground Floor		31
7	Wall No. 4 Shop No. 312 Basement	Covered with Material	32
8	Wall No. 1 & 2 Shop No. 312 Ground Floor	Covered with Material	33
9	Wall No. 1 & 2 Shop No. 312 Ground Floor	Covered with Material	34

Pre - Condition Building Survey for Construction of Underground Stations from Chandpole to Bari Chouper and reversal line



Photo 1
View of Shop No.310



Photo 2
View of shop no.309, Ground Floor



Photo 3
View of Shop No.311, Ground Floor



Photo 4
View of Shop No.312, Ground Floor



Photo 5
Inclined Crack on Wall No. 2 of Shop No. 310, Ground Floor
Approx. Width = 1mm, Approx. Length = 0.5m.
Distance from Gate = 0.35m, Height from Floor = 1.7m.



Photo 6
Inclined Crack on Wall No. 2 of Shop No. 310, Ground Floor
Approx. Width = 0.5mm, Approx. Length = 1m.
Distance from Gate = 1.4m, Height from Floor = 1m.

Pre - Condition Building Survey for Construction of Underground Stations from Chandpole to Bari Chouper and reversal line



Photo 7

Peeling of Plaster on Pillar of Varanda of Shop No. 309, Ground Floor



Photo 8

Damaged Portion on Floor of Varanda of Shop No. 309, Ground Floor



Photo 9

Peeling of Plaster on Wall No. 2 of Shop No. 309 of Ground Floor



Photo 10

Peeling of Plaster on Wall No. 1 of Shop No. 309 of Ground Floor



Photo 11

Damaged Portion on Wall No. 1 of Shop No. 309 of Ground Floor




Photo 12

Peeling of Plaster on Roof of Shop No. 309 of Ground Floor

Pre - Condition Building Survey for Construction of Underground Stations from Chandpole to Bari Chouper and reversal line



Photo 13

Peeling of Plaster on External Wall left side of Shop No. 310 of Ground Floor



Photo 14

Peeling of Plaster on Wall No. 1 of Shop No. 310 of Ground Floor



Photo 15

Dampness/Seepage on Roof of Shop No. 310 of Ground Floor



Photo 16

Dampness/Seepage on Wall No. 4 of Shop No. 310 of Ground Floor



Photo 17

Peeling of Plaster on Wall No. 4 of Shop No. 310 of Ground Floor




Photo 18

Damaged Portion on Roof of Varanda of Shop No. 311, Ground Floor

Pre - Condition Building Survey for Construction of Underground Stations from Chandpole to Bari Chouper and reversal line



Photo 19
Peeling of Plaster on Wall No. 3 & Out of Side of Shop No. 311 of Ground Floor



Photo 20
Peeling of Plaster on External Beam Right Side of Shop No. 311 of Ground Floor



Photo 21
Peeling of Plaster on Floor & Out of Side of Shop No. 312 of Ground Floor



Photo 22
Peeling of Plaster on Roof of Shop No. 312 of Ground Floor



Photo 23
Peeling of Plaster on Wall No. 3 of Shop No. 312 of Ground Floor



Photo 24
Peeling of Plaster on Wall No. 4 of Shop No. 312 of Ground Floor

Pre - Condition Building Survey for Construction of Underground Stations from Chandpole to Bari Chouper and reversal line



Photo 25

Dampness/Seepage on Wall No. 1 of Shop No. 312 of Basement



Photo 26

Wall No. 4 of Shop No. 309 of Ground Floor Covered With Material



Photo 27

Wall No. 1 of Shop No. 310 of Ground Floor Covered With Material



Photo 28

Wall No. 2 of Shop No. 310 of Ground Floor Covered With Material



Photo 29

Wall No. 2 of Shop No. 311 of Ground Floor Covered With Material



Photo 30

Wall No. 1 of Shop No. 311 of Ground Floor Covered With Material

Pre - Condition Building Survey for Construction of Underground Stations from Chandpole to Bari Chouper and reversal line



Photo 31
Roof of Shop No. 311 of Ground Floor



Photo 32
Wall No. 4 of Shop No. 312 of Basement Covered with Material



Photo 33
Wall No. 1 & 2 of Shop No. 312 of Ground Floor Covered with Material



Photo 34
Wall No. 1 & 2 of Shop No. 312 of Ground Floor Covered with Material

Pre - Condition Building Survey for Construction of Underground Stations from Chandpole to Bari Chouper and reversal line



House No. 199 / Shop no.300-308
Natanio Ka Rasta
Jaipur
Unique ID: CC BC DN 0028

Report Number: AIMIL/ESG/JMCEC/CC BC DN 0028/01, Rev. 00, Dated: January 2014

Building Owner
Contractor

Shri Vinod Lal Ji
CEC

Client
Sub-Contractor

JMRC Limited
AIMIL Limited

Pre - Condition Building Survey for Construction of Underground Stations from Chandpole to Bari Chouper and reversal line

Table of Contents

S.No.	Particulars	Page No.
1	Introduction	2
2	Survey Details	2
3	About the Structure	3
4	Building Ownership Details	3
5	Project Details	4
6	General Building Details	4
7	Summary of Cracks	5
8	Summary of Defects other than Cracks	
9	Summary of Areas that Could not be surveyed	
10	Defect Photographs	
11	Schematic Diagram of Building	

Introduction

The Jaipur Metro Rail is being constructed to provide the city of Jaipur with a modern and technologically advanced Transit System, to provide a safe and well connected means of transport that reduces traffic congestion. The project consists of two corridors with underground and elevated sections.

The construction of underground rail and road infrastructures in metropolitan and cosmopolitan cities are mostly through developed area under challenging soil conditions.

The alignment of structure is passing through densely inhabited areas, many structures are falling in the zone of influence of construction activities. It is required to carry out the pre-condition survey of those structures. The scope of work of this survey includes carrying out pre-condition survey of those structures.

Survey Details

S.No.	Head	Particulars	Signatures
1	Date of Survey	21/12/2013	
2	AIMIL Representative		
3	CEC Representative		
4	Structural Designer of CEC		
5	JMRC/DMRC Representative		

Pre - Condition Building Survey for Construction of Underground Stations from Chandpole to Bari Chouper and reversal line

About the Structure

The structure under consideration is a Multi Story Load Bearing Structure having 3 floors and a basement. The structure was constructed in year 1743 and is 270 years old.

There are 127 defects in the structure out of which 23 are cracks. Category wise distribution of cracks is given in the table below. Overall the Building can be categorised in Category II (Slight)

Category	Number of Cracks	% of Total Cracks
Negligible (< 0.1mm)	0	0%
Very Slight (0.1 to 1mm)	17	73.91%
Slight (1 to 5mm)	6	26.09%
Moderate (5 to 15mm)	0	0%
Severe (15 to 25mm)	0	0%
Very Severe (>25mm)	0	0%

The average width of cracks is 0.67mm and average length of cracks is 1.62m. The maximum crack width is 2mm and minimum width is 0.15mm.

Building Ownership Details			
Unique ID/Sub ID	Premises Name	Owner	Signatures
CC-BC/DL/0028-308	Yamunalal Shankerlal & Co		
CC-BC/DL/0028-307	Phoolchand Pooranbihari Lohia		
CC-BC/DL/0028-306	Mohanlal Gori Shanker Bombay Wale		
CC-BC/DL/0028-305	Eshwarlal Gulab Chand Lohia		
CC-BC/DL/0028-304	Nathulal Girdharilal		
CC-BC/DL/0028-303	Radha Swami & Sons		
CC-BC/DL/0028-302	Syam Hardware		
CC-BC/DL/0028-301	G.D. & Co.		
CC-BC/DL/0028-301A	G.D. & Co.		
CC-BC/DL/0028-300	Kamar & Sans		

Pre - Condition Building Survey for Construction of Underground Stations from Chandpole to Bari Chouper and reversal line

Project Details		
S. No.	Head	Particulars
1	Project	Jaipur Metro Rail Project
2	Section	Chandpole to Bari Chaupar
3	Client	JMRC Limited
4	Consultant	DMRC Limited
5	Contractor	CEC
6	Design Consultant of Contractor	Omikron Kappa - Indus Consultrans JV
7	Sub-Contractor	AIMIL Limited
8	Subject	Pre-Condition Survey Report

General Building Details (As informed verbally by Building Owner)		
S. No.	Head	Particulars
1	Building Name	House No. 199 / Shop no.300-308
2	Building Address	House No. 199 Natanio Ka Rasta Jaipur
3	Year of Construction	1863
4	Number of Floors	B+G+2
5	Number of Basements	None
6	Type of Building	Commercial
7	Approximate Height	12m
8	Approximate Area	Not Known
9	Age of Building	150 years
10	Type of Structure	Load Bearing Structure
11	Type of Foundation	Not Known
12	Number of Bore Wells	None
13	Depth and Diameter of Bore	N.A.
14	Roadways	One Side
15	Presence of Equipment/Machines	None

Pre - Condition Building Survey for Construction of Underground Stations from Chandpole to Bari Chouper and reversal line

Summary of Cracks						
Defect ID	Location	Orientation	Appx. Width (mm)	Appx. Length (m)	Category	Photo No.
1	Wall No. 4 Shop No. 298 Ground Floor	Vertical	1	0.5	Slight	20
2	Wall No. 1 & Beam Portion Shop No. 298 Ground Floor	Inclined	1	1.5	Slight	21, 21A
3	Roof Varanda Shop No. 304, Ground Floor	Horizontal	0.8	3	Very Slight	22
4	Wall No. 3 & Outer wall of Shop Varanda Shop No. 304, Ground Floor	Inclined	0.35	1.5	Very Slight	23
5	Wall No. 3 & Outer wall of Shop Varanda Shop No. 304, Ground Floor	Inclined	0.35	1.5	Very Slight	24
6	Roof Part A Shop No. 308, Ground Floor	Horizontal	2	3	Slight	25
7	Wall No. 3 Open Sky Ground Floor	Inclined	0.6	2.5	Very Slight	26, 26A
8	Wall No. 3 & 4 Varanda Ground Floor	Inclined	1	3	Slight	27, 27A
9	Wall No. 4 Varanda Ground Floor	Inclined	0.5	3	Very Slight	28, 28A
10	Wall No. 2 Passage No.1 Ground Floor	Inclined	0.9	0.3	Very Slight	29
11	Roof Varanda No.2 Ground Floor	Horizontal	1	2	Slight	30
12	Wall No. 1 Passage No.1 Ground Floor	Inclined	0.8	1.2	Very Slight	31, 31A
13	Wall No. 1 Passage No.1 Ground Floor	Inclined	0.35	1	Very Slight	32, 32A
14	Wall No. 1 Passage No.1 Ground Floor	Vertical	0.8	1	Very Slight	33, 33A
15	Wall No. 2 Passage No.2 Ground Floor	Inclined	0.3	0.2	Very Slight	34
16	Wall No. 3 Open Sky No.2 Ground Floor	Inclined	0.15	2	Very Slight	35, 35A
17	Wall No. 4 Passage No.3 Ground Floor	Horizontal	0.6	1.2	Very Slight	36, 36A
18	Wall No. 3 Room No. 5 Temple, Ground Floor	Inclined	0.35	0.4	Very Slight	37, 37A
19	Wall No. 4 Room No. 1 Temple, Ground Floor	Inclined	0.5	2	Very Slight	38, 38A
20	Wall No. 4 Room No. 1 Temple, Ground Floor	Inclined	0.25	2.5	Very Slight	39, 39A
21	Wall No. 3, 1 & Roof Room No. 1 Temple, Ground Floor	Inclined	0.4	2	Very Slight	40
22	Wall No. 3 Room No. 1 Temple, Ground Floor	Inclined	0.5	1	Very Slight	41
23	Wall No. 2 & parapet Wall Temple Terrace	Inclined	1	0.9	Slight	42, 42A

Summary of Defects Other Than Crack			
Defect ID	Location	Description	Photo No.
24	Wall No. 4 Varanda Shop No. 298, Ground Floor	Peeling of Plaster	43
25	Roof Shop No. 298 Ground Floor	Peeling of Plaster	44
26	Roof Shop No. 298 Ground Floor	Peeling of Plaster	45
27	Right side Wall Shop No. 299 Ground Floor	Peeling of Plaster	46
28	Wall No. 1 Part B Shop No. 299, Ground Floor	Dampness/Seepage	47
29	Part C Shop No. 299, Ground Floor	Peeling of Plaster	48
30	Right side Wall Part C Shop No. 299, Ground Floor	Peeling of Plaster	49
31	Roof Part C Shop No. 299, Ground Floor	Damaged Portion	50
32	Wall No. 1 Part C Shop No. 299, Ground Floor	Peeling of Plaster	51
33	Floor Part B Shop No. 299, Ground Floor	Damaged Portion	52
34	Wall No. 1 Part A Shop No. 299, Ground Floor	Peeling of Plaster	53
35	Front Side Wall Shop No. 300 Ground Floor	Peeling of Plaster	54
36	Roof Shop No. 300 Ground Floor	Peeling of Plaster	55
37	Shop No. 300 Ground Floor	Dampness/Seepage	56
38	Wall No. 3 & Outer wall Shop No. 301 & 302 Ground Floor	Damaged Portion	57

39	Floor Varanda Shop No. 301 & 302, Ground Floor	Damaged Portion	58
40	Roof Shop No. 302A upper Ground Floor	Damaged Portion	59
41	Floor Varanda Shop No. 304, Ground Floor	Damaged Portion	60
42	Right side External Beam Shop No. 305 Ground Floor	Damaged Portion	61
43	Right side External Beam Shop No. 305 Ground Floor	Damaged Portion	62
44	Roof Shop No.307 Ground Floor	Peeling of Plaster	63
45	Wall No. 1 & 2 Shop No.307 Ground Floor	Peeling of Plaster	64
46	Floor Shop No.307 Ground Floor	Peeling of Plaster	65
47	Floor Varanda Shop No. 307, Ground Floor	Damaged Portion	66
48	Floor Shop No. 308 Ground Floor	Peeling of Plaster	67
49	Roof Part A Shop No. 308, Ground Floor	Peeling of Plaster	68
50	Roof Part B Shop No. 308, Ground Floor	Peeling of Plaster	69
51	Wall No. 1 Part B Shop No. 308, Ground Floor	Peeling of Plaster	70
52	Wall No. 1 Part B Shop No. 308, Ground Floor	Peeling of Plaster	71
53	Wall No. 1 Part D Shop No. 308, Ground Floor	Peeling of Plaster	72
54	Wall No. 3 & Outer wall of shop Varanda Shop No. 308, Ground Floor	Peeling of Plaster	73
55	Wall No. 2, 3 & Shade Open Sky Ground Floor	Peeling of Plaster	74
56	Wall No. 2, 4 & Shade Open Sky Ground Floor	Peeling of Plaster	75
57	Wall No. 1 & Shade Open Sky Ground Floor	Peeling of Plaster	76
58	Wall No. 1 & 2 Open Sky Ground Floor	Peeling of Plaster	77
59	Roof Varanda Ground Floor	Dampness/Seepage	78
60	Roof Varanda Ground Floor	Dampness/Seepage	79
61	Wall No. 2 Varanda No.2 Ground Floor	Peeling of Plaster	80
62	Wall No. 3& Outer Wall Varanda No.2 Ground Floor	Peeling of Plaster	81
63	Roof Passage No.1 Ground Floor	Peeling of Plaster	82
64	Wall No. 2 Passage No.1 Ground Floor	Peeling of Plaster	83
65	Wall No. 1 Passage No.1 Ground Floor	Dampness/Seepage	84
66	Wall No. 2 Passage No.1 Ground Floor	Dampness/Seepage	85
67	Roof Passage No.1 Ground Floor	Peeling of Plaster	86
68	Roof Passage No.2 Ground Floor	Dampness/Seepage	87
69	Wall No. 1 Passage No.2 Ground Floor	Peeling of Plaster	88
70	Roof Passage No.2 Ground Floor	Peeling of Plaster	89
71	Roof Passage No.2 Ground Floor	Peeling of Plaster	90
72	Wall No. 2 Passage No.2 Ground Floor	Peeling of Plaster	91
73	Wall No. 1 & Shade Passage No.3 Ground Floor	Peeling of Plaster	92
74	Wall No. 1 & Shade Passage No.3 Ground Floor	Peeling of Plaster	93
75	Wall No. 1 & Shade Passage No.3 Ground Floor	Peeling of Plaster	94
76	Wall No. 1 & Shade Open Sky Ground Floor	Peeling of Plaster	95
77	Wall No. 1 & Shade Open Sky Ground Floor	Peeling of Plaster	96
78	Wall No. 4 Bathroom Temple, Ground Floor	Dampness/Seepage	97
79	Roof Bathroom Temple, Ground Floor	Dampness/Seepage	98
80	Wall No. 1, 4, 2 & Roof Toilet No. 1 Temple, Ground Floor	Dampness/Seepage	99
81	Wall No. 1 & 4 Store No.1 Ground Floor	Dampness/Seepage	100
82	Roof Store No.1 Ground Floor	Dampness/Seepage	101
83	Roof Room No. 3 Temple, Ground Floor	Dampness/Seepage	102
84	Wall No. 4 Room No. 3 Temple, Ground Floor	Peeling of Plaster	103
85	Wall No. 4 Room No. 3 Temple, Ground Floor	Peeling of Plaster	104
86	Wall No. 2 & 3 Room No. 3 Temple, Ground Floor	Dampness/Seepage	105
87	Wall No. 2, 4 & Roof Toilet No. 1 Temple, Ground Floor	Dampness/Seepage	106
88	Wall No. 1 Toilet No. 1 Temple, Ground Floor	Dampness/Seepage	107
89	Wall No. 3 Open Sky No.2 Ground Floor	Peeling of Plaster	108

90	Wall No. 4 & roof Room No. 2 Temple, Ground Floor	Dampness/Seepage	109
91	Roof Room No. 5 Temple, Ground Floor	Peeling of Plaster	110
92	Roof Room No. 5 Temple, Ground Floor	Peeling of Plaster	111
93	Floor Room No. 5 Temple, Ground Floor	Peeling of Plaster	112
94	Wall No. 1 Room No. 5 Temple, Ground Floor	Peeling of Plaster	113
95	Wall No. 1, Shade & Tinshed Temple Ground Floor	Peeling of Plaster	114
96	Wall No. 1, Shade & Tinshed Temple Ground Floor	Peeling of Plaster	115
97	Wall No. 1, Shade & Tinshed Temple Ground Floor	Peeling of Plaster	116
98	Wall No. 1, Shade & Tinshed Temple Ground Floor	Peeling of Plaster	117
99	Wall No. 1, 4 & Roof Room No. 6 Temple, Ground Floor	Dampness/Seepage	118
100	Roof Room No. 7 Temple, Ground Floor	Dampness/Seepage	119
101	Roof Room No. 7 Temple, Ground Floor	Dampness/Seepage	120
102	Wall No. 4 Room No. 7 Temple, Ground Floor	Dampness/Seepage	121
103	Floor Room No. 7 Temple, Ground Floor	Peeling of Plaster	122
104	Floor Room No. 7 Temple, Ground Floor	Peeling of Plaster	123
105	Roof Room No. 7 Temple, Ground Floor	Peeling of Plaster	124
106	Roof Room No. 1 Temple, Ground Floor	Dampness/Seepage	125
107	Roof Room No. 1 Temple, Ground Floor	Dampness/Seepage	126
108	Wall No. 4 Room No. 1 Temple, Ground Floor	Dampness/Seepage	127
109	Wall No. 4 Room No. 1 Temple, Ground Floor	Peeling of Plaster	128
110	Wall No. 4 Room No. 1 Temple, Ground Floor	Peeling of Plaster	129
111	Wall No. 2 Staircase Ground Floor	Dampness/Seepage	130
112	Wall No. 1 Staircase Ground Floor	Dampness/Seepage	131
113	Wall No. 4 Staircase Ground Floor	Peeling of Plaster	132
114	Wall No. 4 Staircase Ground Floor	Dampness/Seepage	133
115	Roof Staircase Ground Floor	Peeling of Plaster	134
116	Wall No. 1 Staircase Ground Floor	Dampness/Seepage	135
117	Floor Hall No. 1 Temple, Ground Floor	Peeling of Plaster	136
118	Wall No. 3 Hall No. 1 Temple, Ground Floor	Peeling of Plaster	137
119	Roof Room No. 1 Temple, Ground Floor	Peeling of Plaster	138
120	Roof Room No. 1 Temple, Ground Floor	Peeling of Plaster	139
121	Wall No. 3 Room No. 1 Temple, Ground Floor	Dampness/Seepage	140
122	Wall No. 4 Room No. 1 Temple, Ground Floor	Dampness/Seepage	141
123	Floor Room No. 1 Temple, Ground Floor	Peeling of Plaster	142
124	Wall No. 1 Room No. 2 Temple, Ground Floor	Dampness/Seepage	143
125	Wall No. 2 Room No. 1 Temple, Ground Floor	Dampness/Seepage	144
126	Wall No. 4 & Parapet Wall Temple Terrace	Peeling of Plaster	145
127	Wall No. 1 Stair GF to Terrace Temple, Ground Floor	Damaged Portion	146

Summary of Areas that Could not be Surveyed			
Serial No.	Location	Description	Photo No.
1	Shop No. 296 Ground Floor	View of Shop No.296	147
2	Wall No. 1 & 2 Shop No. 297 Ground Floor	Covered With Material	148
3	Roof Shop No. 297 Ground Floor	Covered With Falls Ceiling	149
4	Wall No. 1, 2 & 4 Shop No. 297A Ground Floor	Covered with Material	150
5	Roof Shop No. 297A Ground Floor	Covered With Falls Ceiling	151
6	Wall No. 1, 2 & 4 Shop No. 300 Ground Floor	Covered With Material	152
7	Wall No. 1 Shop No. 301 & 302 Ground Floor	Covered With material	153
8	Wall No. 2 Shop No. 301 & 302 Ground Floor	Covered With material	154
9	All Walls Shop No. 301 & 302 Basement No. 1	Covered With material	155
10	All Walls Shop No. 301 & 302 Basement No. 2	Covered With material	156
11	Wall No. 1, 2 & 4 Shop No. 302A Ground Floor	Covered with material	157

12	All Walls Shop No. 304 Ground Floor	Covered With steel Items	158
13	Shop No. 305 Ground Floor	Not permitted	159
14	Wall No. 1, 2 & 3 Shop No.307 Ground Floor	Covered With material	160
15	All Walls Bathroom Temple, Ground Floor	Half covered With Tiles	161
16	All Walls Bathroom Temple, Ground Floor	Half covered With Tiles	162
17	All Walls Toilet No. 1 Temple, Ground Floor	Bottom Covered With Tiles	163
18	Floor Store No.1 Ground Floor	Covered With Material	164
19	Room No. 4 Temple, Ground Floor	Locked	165
20	All Walls & Floor Toilet No. 1 Temple, Ground Floor	Covered with Tiles	166
21	Wall No. 1 Toilet No. 1 Temple, Ground Floor	Half covered with Tiles	167
22	Wall No. 2 Temple Ground Floor	Covered With material	168
23	Room No. 1 Temple, Ground Floor	Under Construction	169



Pre - Condition Building Survey for Construction of Underground Stations from Chandpole to Bari Chouper and reversal line



Photo 1
View of Building



Photo 2
View of Shop No.297, Ground Floor



Photo 3
View of Upper Ground Floor, Upper Ground Floor



Photo 4
View of Shop No.297A, Ground Floor



Photo 5
View of Shop no.298, Ground Floor



Photo 6
View of shop no.299, Ground Floor

Pre - Condition Building Survey for Construction of Underground Stations from Chandpole to Bari Chouper and reversal line



Photo 7
View of Shop no.300, Ground Floor



Photo 8
View of Shop No.301 & 302, Ground Floor



Photo 9
View of Shop No.301 & 302, Ground Floor



Photo 10
Ground Floor



Photo 11
View of Shop no.304, Ground Floor



Photo 12
View of shop no.305, Ground Floor

Pre - Condition Building Survey for Construction of Underground Stations from Chandpole to Bari Chouper and reversal line



Photo 13
View of shop no.307, Ground Floor



Photo 14
View of shop no.308, Ground Floor



Photo 15
View of Temple, Ground Floor



Photo 16
View of Room No. 4, Temple, Ground Floor



Photo 17
View of Temple, Ground Floor



Photo 18
View of Tinsed, Ground Floor

Pre - Condition Building Survey for Construction of Underground Stations from Chandpole to Bari Chouper and reversal line



Photo 19
View of Terrace, Ground Floor



Photo 20
Vertical Crack on Wall No. 4 of Shop No. 298, Ground Floor, Approx. Width = 1mm, Approx. Length = 0.5m. Distance from Wall No. 1 = 1m, Height from Floor = 1.8m.



Photo 21
Inclined Crack on Wall No. 1 & Beam Portion of Shop No. 298, Ground Floor, Approx. Width = 1mm, Approx. Length = 1.5m. Distance from Wall No. 3 = 2m, Height from Floor = 0m.



Photo 21A
Inclined Crack on Wall No. 1 & Beam Portion of Shop No. 298, Ground Floor, Approx. Width = 1mm, Approx. Length = 1.5m. Distance from Wall No. 3 = 2m, Height from Floor = 0m.



Photo 22
Horizontal Crack on Roof of Varanda, Shop No. 304, Ground Floor, Approx. Width = 0.8mm, Approx. Length = 3m. Distance from Left Side External Column = 0m, Height from Floor = 3m.



Photo 23
Inclined Crack on Wall No. 3 & Outer wall of Shop of Varanda, Shop No. 304, G. F., Approx. Width = 0.35mm, Approx. Length = 1.5m. Distance from Main Door = 0.4m, Height from Floor = 1.5m.

Pre - Condition Building Survey for Construction of Underground Stations from Chandpole to Bari Chouper and reversal line



Photo 24

Inclined Crack on Wall No. 3 & Outer wall of Shop of Varanda , Shop No. 304, Ground Floor, Approx. Width = 0.35mm, Approx. Length = 1.5m. Distance Main Door = 0.4m, Height Floor = 1.5m.



Photo 25

Horizontal Crack on Roof of Part A , Shop No. 308, Ground Floor, Approx. Width = 2mm, Approx. Length = 3m. Distance from Wall No. 3 = 3m, Height from Floor = 3m.



Photo 26

Inclined Crack on Wall No. 3 of Open Sky, Ground Floor
Approx. Width = 0.6mm, Approx. Length = 2.5m.
Distance from Wall No.3 & 4 = 0m, Height from Floor = 3m.



Photo 26A

Inclined Crack on Wall No. 3 of Open Sky, Ground Floor
Approx. Width = 0.6mm, Approx. Length = 2.5m.
Distance from Wall No.3 & 4 = 0m, Height from Floor = 3m.



Photo 27

Inclined Crack on Wall No. 3 & 4 of Varanda, Ground Floor
Approx. Width = 1mm, Approx. Length = 3m.
Distance from Wall No.1 = 1m, Height from Floor = 2m.



Photo 27A

Inclined Crack on Wall No. 3 & 4 of Varanda, Ground Floor
Approx. Width = 1mm, Approx. Length = 3m.
Distance from Wall No.1 = 1m, Height from Floor = 2m.

Pre - Condition Building Survey for Construction of Underground Stations from Chandpole to Bari Chouper and reversal line



Photo 28

Inclined Crack on Wall No. 4 of Varanda, Ground Floor
Approx. Width = 0.5mm, Approx. Length = 3m.
Distance from Wall No.1 = 2.5m, Height from Floor = 0m.



Photo 28A

Inclined Crack on Wall No. 4 of Varanda, Ground Floor
Approx. Width = 0.5mm, Approx. Length = 3m.
Distance from Wall No.1 = 2.5m, Height from Floor = 0m.




Photo 29

Inclined Crack on Wall No. 2 of Passage No.1, Ground Floor
Approx. Width = 0.9mm, Approx. Length = 0.3m.
Distance from Wall no.1 = 2.5m, Height from Floor = 2m.



Photo 30

Horizontal Crack on Roof of Varanda No.2, Ground Floor
Approx. Width = 1mm, Approx. Length = 2m.
Distance from Wall no.1 = 0.5m, Height from Floor = 3m.



Photo 31

Inclined Crack on Wall No. 1 of Passage No.1, Ground Floor
Approx. Width = 0.8mm, Approx. Length = 1.2m.
Distance from Wall no.1 = 1m, Height from Floor = 0m.



Photo 31A

Inclined Crack on Wall No. 1 of Passage No.1, Ground Floor
Approx. Width = 0.8mm, Approx. Length = 1.2m.
Distance from Wall no.1 = 1m, Height from Floor = 0m.

Pre - Condition Building Survey for Construction of Underground Stations from Chandpole to Bari Chouper and reversal line



Photo 32

Inclined Crack on Wall No. 1 of Passage No.1, Ground Floor
Approx. Width = 0.35mm, Approx. Length = 1m.
Distance from Wall no.3 = 4m, Height from Floor = 0.1m.



Photo 32A

Inclined Crack on Wall No. 1 of Passage No.1, Ground Floor
Approx. Width = 0.35mm, Approx. Length = 1m.
Distance from Wall no.3 = 4m, Height from Floor = 0.1m.



Photo 33

Vertical Crack on Wall No. 1 of Passage No.1, Ground Floor
Approx. Width = 0.8mm, Approx. Length = 1m.
Distance from Wall No.4 = 0.6m, Height from Floor = 0.1m.



Photo 33A

Vertical Crack on Wall No. 1 of Passage No.1, Ground Floor
Approx. Width = 0.8mm, Approx. Length = 1m.
Distance from Wall No.4 = 0.6m, Height from Floor = 0.1m.



Photo 34

Inclined Crack on Wall No. 2 of Passage No.2, Ground Floor
Approx. Width = 0.3mm, Approx. Length = 0.2m.
Distance from Wall No.4 = 0.3m, Height from Floor = 1.6m.



Photo 35

Inclined Crack on Wall No. 3 of Open Sky No.2, Ground Floor
Approx. Width = 0.15mm, Approx. Length = 2m.
Distance from Wall No.1 = 2.5m, Height from Floor = 0.4m.

Pre - Condition Building Survey for Construction of Underground Stations from Chandpole to Bari Chouper and reversal line



Photo 35A

Inclined Crack on Wall No. 3 of Open Sky No.2, Ground Floor
Approx. Width = 0.15mm, Approx. Length = 2m.
Distance from Wall No.1 = 2.5m, Height from Floor = 0.4m.



Photo 36

Horizontal Crack on Wall No. 4 of Passage No.3, Ground Floor
Approx. Width = 0.6mm, Approx. Length = 1.2m.
Distance from Main gate = 0m, Height from Floor = 0.15m.



Photo 36A

Horizontal Crack on Wall No. 4 of Passage No.3, Ground Floor
Approx. Width = 0.6mm, Approx. Length = 1.2m.
Distance from Main gate = 0m, Height from Floor = 0.15m.



Photo 37

Inclined Crack on Wall No. 3 of Room No. 5, Temple, Ground Floor
Approx. Width = 0.35mm, Approx. Length = 0.4m.
Distance from Wall no.1 = 0m, Height from Floor = 0.1m.



Photo 37A

Inclined Crack on Wall No. 3 of Room No. 5, Temple, Ground Floor
Approx. Width = 0.35mm, Approx. Length = 0.4m.
Distance from Wall no.1 = 0m, Height from Floor = 0.1m.



Photo 38

Inclined Crack on Wall No. 4 of Room No. 1, Temple, Ground Floor
Approx. Width = 0.5mm, Approx. Length = 2m.

Pre - Condition Building Survey for Construction of Underground Stations from Chandpole to Bari Chouper and reversal line



Photo 38A

Inclined Crack on Wall No. 4 of Room No. 1, Temple, Ground Floor
Approx. Width = 0.5mm, Approx. Length = 2m.



Photo 39

Inclined Crack on Wall No. 4 of Room No. 1, Temple, Ground Floor
Approx. Width = 0.25mm, Approx. Length = 2.5m.
Distance from Wall no.1 = 1m, Height from Floor = 0.2m.



Photo 39A

Inclined Crack on Wall No. 4 of Room No. 1, Temple, Ground Floor
Approx. Width = 0.25mm, Approx. Length = 2.5m.
Distance from Wall no.1 = 1m, Height from Floor = 0.2m.



Photo 40

Inclined Crack on Wall No. 3, 1 & Roof of Room No. 1, Temple, Ground Floor, Approx. Width = 0.4mm, Approx. Length = 2m. Distance from Wall no.3 & 1 = 0m, Height from Floor = 1m.




Photo 41

Inclined Crack on Wall No. 3 of Room No. 1, Temple, Ground Floor
Approx. Width = 0.5mm, Approx. Length = 1m.
Distance from Wall no.2 = 1.5m, Height from Floor = 1.7m.



Photo 42

Inclined Crack on Wall No. 2 & parapet Wall of Temple, Terrace
Approx. Width = 1mm, Approx. Length = 0.9m.
Distance from Wall no.3 = 12m, Height from Floor = 0m.

Pre - Condition Building Survey for Construction of Underground Stations from Chandpole to Bari Chouper and reversal line



Photo 42A

Inclined Crack on Wall No. 2 & parapet Wall of Temple, Terrace
Approx. Width = 1mm, Approx. Length = 0.9m.
Distance from Wall no.3 = 12m, Height from Floor = 0m.



Photo 43

Peeling of Plaster on Wall No. 4 of Varanda of Shop No. 298, Ground Floor



Photo 44

Peeling of Plaster on Roof of Shop No. 298 of Ground Floor



Photo 45

Peeling of Plaster on Roof of Shop No. 298 of Ground Floor



Photo 46

Peeling of Plaster on Right side Wall of Shop No. 299 of Ground Floor



Photo 47

Dampness/Seepage on Wall No. 1 of Part B of Shop No. 299, Ground Floor

Pre - Condition Building Survey for Construction of Underground Stations from Chandpole to Bari Chouper and reversal line



Photo 48
Peeling of Plaster on Part C of Shop No. 299, Ground Floor



Photo 49
Peeling of Plaster on Right side Wall of Part C of Shop No. 299, Ground Floor



Photo 50
Damaged Portion on Roof of Part C of Shop No. 299, Ground Floor




Photo 51
Peeling of Plaster on Wall No. 1 of Part C of Shop No. 299, Ground Floor




Photo 52
Damaged Portion on Floor of Part B of Shop No. 299, Ground Floor




Photo 53
Peeling of Plaster on Wall No. 1 of Part A of Shop No. 299, Ground Floor

Pre - Condition Building Survey for Construction of Underground Stations from Chandpole to Bari Chouper and reversal line



Photo 54

Peeling of Plaster on Front Side Wall of Shop No. 300 of Ground Floor



Photo 55

Peeling of Plaster on Roof of Shop No. 300 of Ground Floor



Photo 56

Dampness/Seepage of Shop No. 300 of Ground Floor



Photo 57

Damaged Portion on Wall No. 3 & Outer wall of Shop No. 301 & 302 of Ground Floor



Photo 58

Damaged Portion on Floor of Varanda of Shop No. 301 & 302, Ground Floor



Photo 59

Damaged Portion on Roof of Shop No. 302A of upper Ground Floor

Pre - Condition Building Survey for Construction of Underground Stations from Chandpole to Bari Chouper and reversal line



Photo 60
Damaged Portion on Floor of Varanda of Shop No. 304, Ground Floor



Photo 61
Damaged Portion on Right side External Beam of Shop No. 305 of Ground Floor



Photo 62
Damaged Portion on Right side External Beam of Shop No. 305 of Ground Floor



Photo 63
Peeling of Plaster on Roof of Shop No.307 of Ground Floor



Photo 64
Peeling of Plaster on Wall No. 1 & 2 of Shop No.307 of Ground Floor



Photo 65
Peeling of Plaster on Floor of Shop No.307 of Ground Floor

Pre - Condition Building Survey for Construction of Underground Stations from Chandpole to Bari Chouper and reversal line



Photo 66
Damaged Portion on Floor of Varanda of Shop No. 307, Ground Floor



Photo 67
Peeling of Plaster on Floor of Shop No. 308 of Ground Floor



Photo 68
Peeling of Plaster on Roof of Part A of Shop No. 308, Ground Floor



Photo 69
Peeling of Plaster on Roof of Part B of Shop No. 308, Ground Floor



Photo 70
Peeling of Plaster on Wall No. 1 of Part B of Shop No. 308, Ground Floor




Photo 71
Peeling of Plaster on Wall No. 1 of Part B of Shop No. 308, Ground Floor

Pre - Condition Building Survey for Construction of Underground Stations from Chandpole to Bari Chouper and reversal line



Photo 72

Peeling of Plaster on Wall No. 1 of Part D of Shop No. 308, Ground Floor



Photo 73

Peeling of Plaster on Wall No. 3 & Outer wall of shop of Varanda of Shop No. 308, Ground Floor



Photo 74

Peeling of Plaster on Wall No. 2, 3 & Shade of Open Sky of Ground Floor



Photo 75

Peeling of Plaster on Wall No. 2, 4 & Shade of Open Sky of Ground Floor



Photo 76

Peeling of Plaster on Wall No. 1 & Shade of Open Sky of Ground Floor



Photo 77

Peeling of Plaster on Wall No. 1 & 2 of Open Sky of Ground Floor

Pre - Condition Building Survey for Construction of Underground Stations from Chandpole to Bari Chouper and reversal line



Photo 78
Dampness/Seepage on Roof of Varanda of Ground Floor



Photo 79
Dampness/Seepage on Roof of Varanda of Ground Floor



Photo 80
Peeling of Plaster on Wall No. 2 of Varanda No.2 of Ground Floor



Photo 81
Peeling of Plaster on Wall No. 3 & Outer Wall of Varanda No.2 of Ground Floor



Photo 82
Peeling of Plaster on Roof of Passage No.1 of Ground Floor




Photo 83
Peeling of Plaster on Wall No. 2 of Passage No.1 of Ground Floor

Pre - Condition Building Survey for Construction of Underground Stations from Chandpole to Bari Chouper and reversal line



Photo 84

Dampness/Seepage on Wall No. 1 of Passage No.1 of Ground Floor



Photo 85

Dampness/Seepage on Wall No. 2 of Passage No.1 of Ground Floor



Photo 86

Peeling of Plaster on Roof of Passage No.1 of Ground Floor



Photo 87

Dampness/Seepage on Roof of Passage No.2 of Ground Floor



Photo 88

Peeling of Plaster on Wall No. 1 of Passage No.2 of Ground Floor



Photo 89

Peeling of Plaster on Roof of Passage No.2 of Ground Floor

Pre - Condition Building Survey for Construction of Underground Stations from Chandpole to Bari Chouper and reversal line



Photo 90
Peeling of Plaster on Roof of Passage No.2 of Ground Floor



Photo 91
Peeling of Plaster on Wall No. 2 of Passage No.2 of Ground Floor



Photo 92
Peeling of Plaster on Wall No. 1 & Shade of Passage No.3 of Ground Floor



Photo 93
Peeling of Plaster on Wall No. 1 & Shade of Passage No.3 of Ground Floor



Photo 94
Peeling of Plaster on Wall No. 1 & Shade of Passage No.3 of Ground Floor



Photo 95
Peeling of Plaster on Wall No. 1 & Shade of Open Sky of Ground Floor

Pre - Condition Building Survey for Construction of Underground Stations from Chandpole to Bari Chouper and reversal line



Photo 96

Peeling of Plaster on Wall No. 1 & Shade of Open Sky of Ground Floor



Photo 97

Dampness/Seepage on Wall No. 4 of Bathroom of Temple, Ground Floor



Photo 98

Dampness/Seepage on Roof of Bathroom of Temple, Ground Floor



Photo 99

Dampness/Seepage on Wall No. 1, 4, 2 & Roof of Toilet No. 1 of Temple, Ground Floor



Photo 100

Dampness/Seepage on Wall No. 1 & 4 of Store No.1 of Ground Floor



Photo 101

Dampness/Seepage on Roof of Store No.1 of Ground Floor

Pre - Condition Building Survey for Construction of Underground Stations from Chandpole to Bari Chouper and reversal line



Photo 102
Dampness/Seepage on Roof of Room No. 3 of Temple, Ground Floor




Photo 103
Peeling of Plaster on Wall No. 4 of Room No. 3 of Temple, Ground Floor



Photo 104
Peeling of Plaster on Wall No. 4 of Room No. 3 of Temple, Ground Floor



Photo 105
Dampness/Seepage on Wall No. 2 & 3 of Room No. 3 of Temple, Ground Floor



Photo 106
Dampness/Seepage on Wall No. 2, 4 & Roof of Toilet No. 1 of Temple, Ground Floor



Photo 107
Dampness/Seepage on Wall No. 1 of Toilet No. 1 of Temple, Ground Floor

Pre - Condition Building Survey for Construction of Underground Stations from Chandpole to Bari Chouper and reversal line



Photo 108
Peeling of Plaster on Wall No. 3 of Open Sky No.2 of Ground Floor



Photo 109
Dampness/Seepage on Wall No. 4 & roof of Room No. 2 of Temple, Ground Floor



Photo 110
Peeling of Plaster on Roof of Room No. 5 of Temple, Ground Floor



Photo 111
Peeling of Plaster on Roof of Room No. 5 of Temple, Ground Floor



Photo 112
Peeling of Plaster on Floor of Room No. 5 of Temple, Ground Floor



Photo 113
Peeling of Plaster on Wall No. 1 of Room No. 5 of Temple, Ground Floor

Pre - Condition Building Survey for Construction of Underground Stations from Chandpole to Bari Chouper and reversal line



Photo 114

Peeling of Plaster on Wall No. 1, Shade & Tinshed of Temple of Ground Floor



Photo 115

Peeling of Plaster on Wall No. 1, Shade & Tinshed of Temple of Ground Floor



Photo 116

Peeling of Plaster on Wall No. 1, Shade & Tinshed of Temple of Ground Floor



Photo 117

Peeling of Plaster on Wall No. 1, Shade & Tinshed of Temple of Ground Floor



Photo 118

Dampness/Seepage on Wall No. 1, 4 & Roof of Room No. 6 of Temple, Ground Floor



Photo 119

Dampness/Seepage on Roof of Room No. 7 of Temple, Ground Floor

Pre - Condition Building Survey for Construction of Underground Stations from Chandpole to Bari Chouper and reversal line



Photo 120
Dampness/Seepage on Roof of Room No. 7 of Temple, Ground Floor



Photo 121
Dampness/Seepage on Wall No. 4 of Room No. 7 of Temple, Ground Floor



Photo 122
Peeling of Plaster on Floor of Room No. 7 of Temple, Ground Floor



Photo 123
Peeling of Plaster on Floor of Room No. 7 of Temple, Ground Floor



Photo 124
Peeling of Plaster on Roof of Room No. 7 of Temple, Ground Floor



Photo 125
Dampness/Seepage on Roof of Room No. 1 of Temple, Ground Floor

Pre - Condition Building Survey for Construction of Underground Stations from Chandpole to Bari Chouper and reversal line



Photo 126
Dampness/Seepage on Roof of Room No. 1 of Temple, Ground Floor



Photo 127
Dampness/Seepage on Wall No. 4 of Room No. 1 of Temple, Ground Floor



Photo 128
Peeling of Plaster on Wall No. 4 of Room No. 1 of Temple, Ground Floor



Photo 129
Peeling of Plaster on Wall No. 4 of Room No. 1 of Temple, Ground Floor



Photo 130
Dampness/Seepage on Wall No. 2 of Staircase of Ground Floor



Photo 131
Dampness/Seepage on Wall No. 1 of Staircase of Ground Floor

Pre - Condition Building Survey for Construction of Underground Stations from Chandpole to Bari Chouper and reversal line



Photo 132
Peeling of Plaster on Wall No. 4 of Staircase of Ground Floor



Photo 133
Dampness/Seepage on Wall No. 4 of Staircase of Ground Floor



Photo 134
Peeling of Plaster on Roof of Staircase of Ground Floor



Photo 135
Dampness/Seepage on Wall No. 1 of Staircase of Ground Floor



Photo 136
Peeling of Plaster on Floor of Hall No. 1 of Temple, Ground Floor



Photo 137
Peeling of Plaster on Wall No. 3 of Hall No. 1 of Temple, Ground Floor

Pre - Condition Building Survey for Construction of Underground Stations from Chandpole to Bari Chouper and reversal line



Photo 138

Peeling of Plaster on Roof of Room No. 1 of Temple, Ground Floor



Photo 139

Peeling of Plaster on Roof of Room No. 1 of Temple, Ground Floor



Photo 140

Dampness/Seepage on Wall No. 3 of Room No. 1 of Temple, Ground Floor



Photo 141

Dampness/Seepage on Wall No. 4 of Room No. 1 of Temple, Ground Floor



Photo 142

Peeling of Plaster on Floor of Room No. 1 of Temple, Ground Floor



Photo 143

Dampness/Seepage on Wall No. 1 of Room No. 2 of Temple, Ground Floor

Pre - Condition Building Survey for Construction of Underground Stations from Chandpole to Bari Chouper and reversal line



Photo 144

Dampness/Seepage on Wall No. 2 of Room No. 1 of Temple, Ground Floor



Photo 145

Peeling of Plaster on Wall No. 4 & Parapet Wall of Temple of Terrace



Photo 146

Damaged Portion on Wall No. 1 of Stair GF to Terrace of Temple, Ground Floor



Photo 147

Shop No. 296 of Ground Floor View of Shop No.296



Photo 148

Wall No. 1 & 2 of Shop No. 297 of Ground Floor Covered With Material



Photo 149

Roof of Shop No. 297 of Ground Floor Covered With Falls Ceiling

Pre - Condition Building Survey for Construction of Underground Stations from Chandpole to Bari Chouper and reversal line



Photo 150

Wall No. 1, 2 & 4 of Shop No. 297A of Ground Floor Covered with Material



Photo 151

Roof of Shop No. 297A of Ground Floor Covered With Falls Ceiling



Photo 152

Wall No. 1, 2 & 4 of Shop No. 300 of Ground Floor Covered With Material



Photo 153

Wall No. 1 of Shop No. 301 & 302 of Ground Floor Covered With material



Photo 154

Wall No. 2 of Shop No. 301 & 302 of Ground Floor Covered With material



Photo 155

All Walls of Shop No. 301 & 302 of Basement No. 1 Covered With material

Pre - Condition Building Survey for Construction of Underground Stations from Chandpole to Bari Chouper and reversal line



Photo 156

All Walls of Shop No. 301 & 302 of Basement No. 2 Covered With material



Photo 157

Wall No. 1, 2 & 4 of Shop No. 302A of Ground Floor Covered with material



Photo 158

All Walls of Shop No. 304 of Ground Floor Covered With steel Items



Photo 159

Shop No. 305 of Ground Floor Not permitted



Photo 160

Wall No. 1, 2 & 3 of Shop No.307 of Ground Floor Covered With material



Photo 161

All Walls of Bathroom of Temple, Ground Floor Half covered With Tiles

Pre - Condition Building Survey for Construction of Underground Stations from Chandpole to Bari Chouper and reversal line



Photo 162

All Walls of Bathroom of Temple, Ground Floor Half covered With Tiles



Photo 163

All Walls of Toilet No. 1 of Temple, Ground Floor Bottom Covered With Tiles



Photo 164

Floor of Store No.1 of Ground Floor Covered With Material



Photo 165

Room No. 4 of Temple, Ground Floor Locked



Photo 166

All Walls & Floor of Toilet No. 1 of Temple, Ground Floor Covered with Tiles



Photo 167

Wall No. 1 of Toilet No. 1 of Temple, Ground Floor Half covered with Tiles

Pre - Condition Building Survey for Construction of Underground Stations from Chandpole to Bari Chouper and reversal line



Photo 168

Wall No. 2 of Temple of Ground Floor Covered With material



Photo 169

Room No. 1 of Temple, Ground Floor Under Construction

Pre - Condition Building Survey for Construction of Underground Stations from Chandpole to Bari Chouper and reversal line



Shop no.287-294
Hind Hotel Choda Rasta Jaipur
Jaipur
Unique ID: CC BC DN 0029

Report Number: AIMIL/ESG/JMCEC/CC BC DN 0029/01, Rev. 00, Dated: January 2014

Building Owner
Contractor

Various Owners
CEC

Client
Sub-Contractor

JMRC Limited
AIMIL Limited

Pre - Condition Building Survey for Construction of Underground Stations from Chandpole to Bari Chouper and reversal line

Table of Contents

S.No.	Particulars	Page No.
1	Introduction	2
2	Survey Details	2
3	About the Structure	3
4	Building Ownership Details	3
5	Project Details	4
6	General Building Details	4
7	Summary of Cracks	5
8	Summary of Defects other than Cracks	
9	Summary of Areas that Could not be surveyed	
10	Defect Photographs	
11	Schematic Diagram of Building	

Introduction

The Jaipur Metro Rail is being constructed to provide the city of Jaipur with a modern and technologically advanced Transit System, to provide a safe and well connected means of transport that reduces traffic congestion. The project consists of two corridors with underground and elevated sections.

The construction of underground rail and road infrastructures in metropolitan and cosmopolitan cities are mostly through developed area under challenging soil conditions.

The alignment of structure is passing through densely inhabited areas, many structures are falling in the zone of influence of construction activities. It is required to carry out the pre-condition survey of those structures. The scope of work of this survey includes carrying out pre-condition survey of those structures.

Survey Details

S.No.	Head	Particulars	Signatures
1	Date of Survey	10/12/2013	
2	AIMIL Representative		
3	CEC Representative		
4	Structural Designer of CEC		
5	JMRC/DMRC Representative		

Pre - Condition Building Survey for Construction of Underground Stations from Chandpole to Bari Chouper and reversal line

About the Structure

The structure under consideration is a Single Story Load Bearing Structure having a basement. The structure was constructed in year 1863 and is 150 years old.

There are 33 defects in the structure out of which 14 are cracks. Category wise distribution of cracks is given in the table below. Overall the Building can be categorised in Category IV (Severe)

Category	Number of Cracks	% of Total Cracks
Negligible (< 0.1mm)	0	0%
Very Slight (0.1 to 1mm)	9	64.29%
Slight (1 to 5mm)	4	28.57%
Moderate (5 to 15mm)	0	0%
Severe (15 to 25mm)	1	7.14%
Very Severe (>25mm)	0	0%

The average width of cracks is 2.61mm and average length of cracks is 1.94m. The maximum crack width is 20mm and minimum width is 0.15mm.

Building Ownership Details			
Unique ID/Sub ID	Premises Name	Owner	Signatures
CC-BC/DL/0029-294-286-GF-SF	Hind Hotel		
CC-BC/DL/0029-294	Bishan Das & Brothers		
CC-BC/DL/0029-293	Mangal Traders		
CC-BC/DL/0029-292A	Sunder Hardware		
CC-BC/DL/0029-292	Amir Chand Arjun Das		
CC-BC/DL/0029-289	Kachwala Electricals		
CC-BC/DL/0029-288	Gold Palace Mahaveer Jewellery		
CC-BC/DL/0029-199	Kiran Jewellery		
CC-BC/DL/0029-200	Kiran Jewellery		
CC-BC/DL/0029-287	Kiran Jewellery		

Pre - Condition Building Survey for Construction of Underground Stations from Chandpole to Bari Chouper and reversal line

Project Details		
S. No.	Head	Particulars
1	Project	Jaipur Metro Rail Project
2	Section	Chandpole to Bari Chaupar
3	Client	JMRC Limited
4	Consultant	DMRC Limited
5	Contractor	CEC
6	Design Consultant of Contractor	Omikron Kappa - Indus Consultrans JV
7	Sub-Contractor	AIMIL Limited
8	Subject	Pre-Condition Survey Report

General Building Details (As informed verbally by Building Owner)		
S. No.	Head	Particulars
1	Building Name	Shop no.287-294
2	Building Address	Hind Hotel Choda Rasta Jaipur
3	Year of Construction	1863
4	Number of Floors	B+G
5	Number of Basements	None
6	Type of Building	Commercial
7	Approximate Height	3m
8	Approximate Area	Not Known
9	Age of Building	150 years
10	Type of Structure	Load Bearing Structure
11	Type of Foundation	Not Known
12	Number of Bore Wells	None
13	Depth and Diameter of Bore	N.A.
14	Roadways	One Side
15	Presence of Equipment/Machines	None

Pre - Condition Building Survey for Construction of Underground Stations from Chandpole to Bari Chouper and reversal line

Summary of Cracks						
Defect ID	Location	Orientation	Appx. Width (mm)	Appx. Length (m)	Category	Photo No.
1	Roof Shop No. 289 Ground Floor	Inclined	0.15	3	Very Slight	19
2	Roof Varanda Shop No. 292, Ground Floor	Inclined	0.5	2.5	Very Slight	20
3	Roof Varanda Shop No. 292, Ground Floor	Horizontal	20	2.5	Severe	21
4	Roof Varanda Shop No. 292, Ground Floor	Horizontal	0.4	2.5	Very Slight	22
5	Wall No. 1 Shop No. 292 Basement	Inclined	0.8	2	Very Slight	23, 23A
6	Roof Shop No. 292 Basement	Inclined	0.8	1.5	Very Slight	24
7	Wall No. 1 Shop No. 292 Basement	Inclined	0.8	1	Very Slight	25, 25A
8	Wall No. 1 Shop No. 292 Basement	Inclined	0.5	1	Very Slight	26, 26A
9	Wall No. 1 Shop No. 292 Basement	Inclined	0.8	1	Very Slight	27, 27A
10	Wall No. 2 staircase Shop No. 292A, Basement	Inclined	0.8	0.9	Very Slight	28, 28A
11	Roof Varanda Shop No. 293, Ground Floor	Horizontal	3.5	3	Slight	29
12	Beam Right side External Varanda Shop No. 293, Ground Floor	Inclined	3	1.3	Slight	30
13	Wall No. 4 Varanda Shop No. 293, Ground Floor	Vertical	2	2	Slight	31, 31A
14	Wall No. 4 Varanda Shop No. 293, Ground Floor	Vertical	2.5	3	Slight	32, 32A

Summary of Defects Other Than Crack			
Defect ID	Location	Description	Photo No.
15	Floor Shop No. 198 Ground Floor	Damaged Portion	33
16	Roof Shop No. 198 Basement	Damaged Portion	34
17	Floor Shop No. 198 Ground Floor	Peeling of Plaster	35
18	Roof Shop No. 199 Ground Floor	Peeling of Plaster	36
19	Roof Varanda Shop No. 288, Ground Floor	Peeling of Plaster	37
20	Roof Varanda Shop No. 289, Ground Floor	Dampness/Seepage	38
21	Roof Varanda Shop No. 292, Ground Floor	Damaged Portion	39
22	Wall No. 2 staircase Shop No. 292, Upper Ground Floor	Peeling of Plaster	40
23	Floor Varanda Shop No. 292, Ground Floor	Damaged Portion	41
24	Roof staircase Shop No. 292, Basement	Damaged Portion	42
25	Roof Shop No. 292 Basement	Damaged Portion	43
26	Roof Shop No. 292 Basement	Peeling of Plaster	44
27	Wall No. 1 Shop No. 292 Basement	Peeling of Plaster	45
28	Wall No. 1 Shop No. 292A Basement	Peeling of Plaster	46
29	Step Staircase Shop No. 292A, Basement	Damaged Portion	47
30	Wall No. 4 staircase Shop No. 292A, Basement	Peeling of Plaster	48
31	Roof Shop No. 292A Upper Ground Floor	Dampness/Seepage	49
32	Floor & Entry Gate No.1 Shop No. 293 Ground Floor	Peeling of Plaster	50
33	Wall No. 1 Shop No. 293 Ground Floor	Peeling of Plaster	51

Summary of Areas that Could not be Surveyed			
Serial No.	Location	Description	Photo No.
1	Wall No. 1 & 2 Shop No. 193 Ground Floor	Covered With wooden Work & Glass Work	52
2	Wall No. 1 & 2 Shop No. 193 Ground Floor	Covered With wooden Work & Glass Work	53
3	Roof Shop No. 193 Ground Floor	Covered With False Ceiling	54

4	Wall No. 2 Shop No. 193 Basement	Covered With Steel Racks & Material	55
5	Wall No. 1, 2 & Roof Shop No. 197 Basement	Covered With Material	56
6	Floor Shop No. 197 Basement	Covered With tiles	57
7	Floor Shop No. 197 Ground Floor	Covered With tiles	58
8	Floor Shop No. 197 Ground Floor	Covered With tiles	59
9	Floor Shop No. 197 Ground Floor	Covered With tiles	60
10	Wall No. 1, 2 & Roof Shop No. 197 Ground Floor	Covered With Glass Work	61
11	Wall No. 1, 2 & Roof Shop No. 197 Ground Floor	Covered With Glass Work	62
12	Wall No. 1, 2 & Roof Shop No. 197 Ground Floor	Covered With Glass Work	63
13	Wall No. 1, 2 & 4 Shop No. 198 Ground Floor	Covered With Racks & Glass	64
14	Wall No. 1, 2 & 4 Shop No. 198 Ground Floor	Covered With Racks & Glass	65
15	Wall No. 1, 2 & 4 Shop No. 198 Ground Floor	Covered With Racks & Glass	66
16	Floor Shop No. 198 Ground Floor	Covered With Tiles	67
17	Floor Shop No. 199/200/201/287/288 Ground Floor	Covered With Tiles	68
18	Roof Shop No. 199/200/201/287/288 Ground Floor	Covered With False Ceiling	69
19	All Walls Shop No. 199/200/201/287/288 Ground Floor	Covered With Wooden Work	70
20	All Walls Shop No. 200 Ground Floor	Covered With Wooden Work	71
21	Wall No. 2 Shop No. 199 Ground Floor	Covered With Glass	72
22	Roof Shop No. 199 Ground Floor	Covered With False Ceiling	73
23	Floor Shop No. 199 Ground Floor	Covered With Tiles	74
24	Roof & All Walls Shop No. 287 Ground Floor	Covered With Wooden Works & False Ceiling	75
25	All Walls & Roof Varanda Shop No. 288, Ground Floor	Covered With Wooden Works & Falls Ceiling	76
26	Wall No. 1 & 4 Shop No. 289 Ground Floor	Covered With Material	77
27	Wall No. 1 & 4 Shop No. 289 Ground Floor	Covered With Material	78
28	All Walls Shop No. 289 Ground Floor	Covered With Material	79
29	Wall No. 2 Shop No. 289 Ground Floor	Covered With Wooden Work	80
30	Wall No. 1 Shop No. 292 Ground Floor	Covered with	81
31	Wall No. 2 Shop No. 292 Ground Floor	Covered With	82
32	All Walls Shop No. 292 Upper Ground Floor	Covered With	83
33	All Walls Shop No. 292 Basement	Covered with	84
34	All Walls Shop No. 292 Basement	Covered with	85
35	Wall No. 3 Shop No. 292A Basement		86
36	Wall No. 4 Shop No. 292A Basement		87
37	All Walls Shop No. 292A Upper Ground Floor	Covered With	88
38	All Walls Shop No. 292A Ground Floor	Covered With Material	89
39	Roof Shop No. 292A Ground Floor	Covered With False Ceiling	90
40	All Walls Shop No. 293 Ground Floor	Covered with Material	91
41	Roof Shop No. 293 Ground Floor	Covered with False Ceiling	92

Pre - Condition Building Survey for Construction of Underground Stations from Chandpole to Bari Chouper and reversal line



Photo 1
View of Shop No. 193



Photo 2
View of Upper Ground Floor, Ground Floor



Photo 3
View of Upper Ground Floor, Ground Floor



Photo 4
Not Permitted, Ground Floor



Photo 5
Not Permitted, Ground Floor



Photo 6
Locked, Ground Floor

Pre - Condition Building Survey for Construction of Underground Stations from Chandpole to Bari Chouper and reversal line



Photo 7
View of Shop No. 197, Ground Floor



Photo 8
View of Shop No. 198, Ground Floor



Photo 9
Covered With Falls Ceiling, Basement



Photo 10
View of Shop No. 199/200/201/287/288, Ground Floor



Photo 11
View of Shop No. 199/200/201/287/288, Ground Floor



Photo 12
View of Shop No. 199/200/201/287/288, Ground Floor

Pre - Condition Building Survey for Construction of Underground Stations from Chandpole to Bari Chouper and reversal line



Photo 13
View of Shop No. 289, Ground Floor



Photo 14
View of Varanda, Shop No. 289, Ground Floor



Photo 15
View of Shop No. 292, Ground Floor



Photo 16
View of Shop No. 292A, Ground Floor



Photo 17
View of Shop No. 293, Ground Floor




Photo 18
View of Upper Ground Floor, Upper Ground Floor

Pre - Condition Building Survey for Construction of Underground Stations from Chandpole to Bari Chouper and reversal line



Photo 19

Inclined Crack on Roof of Shop No. 289, Ground Floor
Approx. Width = 0.15mm, Approx. Length = 3m.
Distance from Wall No.1 = 0m, Height from Floor = 3m.



Photo 20

Inclined Crack on Roof of Varanda, Shop No. 292, Ground Floor
Approx. Width = 0.5mm, Approx. Length = 2.5m.
Distance from Left side Column = 0m, Height from Floor = 3m.



Photo 21

Horizontal Crack on Roof of Varanda, Shop No. 292, Ground Floor, Approx. Width = 20mm, Approx. Length = 2.5m. Distance from Right side External Column = 1m, Height from Floor = 3m.



Photo 22

Horizontal Crack on Roof of Varanda, Shop No. 292, Ground Floor, Approx. Width = 0.4mm, Approx. Length = 2.5m. Distance from Right side External Column = 1.7m, Height from Floor = 3m.



Photo 23

Inclined Crack on Wall No. 1 of Shop No. 292, Basement, Approx. Width = 0.8mm, Approx. Length = 2m. Distance from Wall No.4 = 0.5m, Height from Floor = 0m.



Photo 23A

Inclined Crack on Wall No. 1 of Shop No. 292, Basement, Approx. Width = 0.8mm, Approx. Length = 2m. Distance from Wall No.4 = 0.5m, Height from Floor = 0m.

Pre - Condition Building Survey for Construction of Underground Stations from Chandpole to Bari Chouper and reversal line



Photo 24

Inclined Crack on Roof of Shop No. 292, Basement, Approx. Width = 0.8mm, Approx. Length = 1.5m. Distance from Wall no.4 = 0m, Height from Floor = 2.5m.



Photo 25

Inclined Crack on Wall No. 1 of Shop No. 292, Basement, Approx. Width = 0.8mm, Approx. Length = 1m. Distance from Wall no.4 = 1.6m, Height from Floor = 0.9m.



Photo 25A

Inclined Crack on Wall No. 1 of Shop No. 292, Basement, Approx. Width = 0.8mm, Approx. Length = 1m. Distance from Wall no.4 = 1.6m, Height from Floor = 0.9m.



Photo 26

Inclined Crack on Wall No. 1 of Shop No. 292, Basement, Approx. Width = 0.5mm, Approx. Length = 1m. Distance from Wall No.4 = 1m, Height from Floor = 0.5m.



Photo 26A

Inclined Crack on Wall No. 1 of Shop No. 292, Basement, Approx. Width = 0.5mm, Approx. Length = 1m. Distance from Wall No.4 = 1m, Height from Floor = 0.5m.



Photo 27

Inclined Crack on Wall No. 1 of Shop No. 292, Basement, Approx. Width = 0.8mm, Approx. Length = 1m. Distance from Wall No.4 = 2m, Height from Floor = 1m.

Pre - Condition Building Survey for Construction of Underground Stations from Chandpole to Bari Chouper and reversal line



Photo 27A

Inclined Crack on Wall No. 1 of Shop No. 292, Basement, Approx. Width = 0.8mm, Approx. Length = 1m. Distance from Wall No.4 = 2m, Height from Floor = 1m.



Photo 28

Inclined Crack on Wall No. 2 of staircase, Shop No. 292A, Basement, Approx. Width = 0.8mm, Approx. Length = 0.9m. Distance from Wall no.4 = 0.05m, Height from Floor = 0m.



Photo 28A

Inclined Crack on Wall No. 2 of staircase, Shop No. 292A, Basement, Approx. Width = 0.8mm, Approx. Length = 0.9m. Distance from Wall no.4 = 0.05m, Height from Floor = 0m.



Photo 29

Horizontal Crack on Roof of Varanda , Shop No. 293, Ground Floor, Approx. Width = 3.5mm, Approx. Length = 3m. Distance from External Column = 0m, Height from Floor = 3m.



Photo 30

Inclined Crack on Beam Right side External of Varanda , Shop No. 293, Ground Floor, Approx. Width = 3mm, Approx. Length = 1.3m. Distance External Column = 0m, Height Floor = 2.5m.




Photo 31

Vertical Crack on Wall No. 4 of Varanda , Shop No. 293, Ground Floor, Approx. Width = 2mm, Approx. Length = 2m.

Pre - Condition Building Survey for Construction of Underground Stations from Chandpole to Bari Chouper and reversal line



Photo 31A

Vertical Crack on Wall No. 4 of Varanda , Shop No. 293, Ground Floor, Approx. Width = 2mm, Approx. Length = 2m.



Photo 32

Vertical Crack on Wall No. 4 of Varanda , Shop No. 293, Ground Floor, Approx. Width = 2.5mm, Approx. Length = 3m. Height from Floor = 0m.



Photo 32A

Vertical Crack on Wall No. 4 of Varanda , Shop No. 293, Ground Floor, Approx. Width = 2.5mm, Approx. Length = 3m. Height from Floor = 0m.



Photo 33

Damaged Portion on Wall No. Floor of Shop No. 198 of Ground Floor



Photo 34

Damaged Portion on Roof of Shop No. 198 of Basement



Photo 35

Peeling of Plaster on Floor of Shop No. 198 of Ground Floor

Pre - Condition Building Survey for Construction of Underground Stations from Chandpole to Bari Chouper and reversal line



Photo 36

Peeling of Plaster on Roof of Shop No. 199 of Ground Floor



Photo 37

Peeling of Plaster on Roof of Varanda of Shop No. 288, Ground Floor



Photo 38

Dampness/Seepage on Roof of Varanda of Shop No. 289, Ground Floor



Photo 39

Damaged Portion on Roof of Varanda of Shop No. 292, Ground Floor



Photo 40

Peeling of Plaster on Wall No. 2 of staircase of Shop No. 292, Upper Ground Floor



Photo 41

Damaged Portion on Floor of Varanda of Shop No. 292, Ground Floor

Pre - Condition Building Survey for Construction of Underground Stations from Chandpole to Bari Chouper and reversal line



Photo 42

Damaged Portion on Roof of staircase of Shop No. 292, Basement



Photo 43

Damaged Portion on Roof of Shop No. 292 of Basement



Photo 44

Peeling of Plaster on Roof of Shop No. 292 of Basement



Photo 45

Peeling of Plaster on Wall No. 1 of Shop No. 292 of Basement



Photo 46

Peeling of Plaster on Wall No. 1 of Shop No. 292A of Basement



Photo 47

Damaged Portion on Step of Staircase of Shop No. 292A, Basement

Pre - Condition Building Survey for Construction of Underground Stations from Chandpole to Bari Chouper and reversal line



Photo 48

Peeling of Plaster on Wall No. 4 of staircase of Shop No. 292A, Basement



Photo 49

Dampness/Seepage on Roof of Shop No. 292A of Upper Ground Floor



Photo 50

Peeling of Plaster on Floor & Entry Gate No.1 of Shop No. 293 of Ground Floor



Photo 51

Peeling of Plaster on Wall No. 1 of Shop No. 293 of Ground Floor



Photo 52

Wall No. 1 & 2 of Shop No. 193 of Ground Floor Covered With wooden Work & Glass Work



Photo 53

Wall No. 1 & 2 of Shop No. 193 of Ground Floor Covered With wooden Work & Glass Work

Pre - Condition Building Survey for Construction of Underground Stations from Chandpole to Bari Chouper and reversal line



Photo 54

Roof of Shop No. 193 of Ground Floor Covered With False Ceiling



Photo 55

Wall No. 2 of Shop No. 193 of Basement Covered With Steel Racks & Material



Photo 56

Wall No. 1, 2 & Roof of Shop No. 197 of Basement Covered With Material



Photo 57

Floor of Shop No. 197 of Basement Covered With tiles



Photo 58

Floor of Shop No. 197 of Ground Floor Covered With tiles



Photo 59

Floor of Shop No. 197 of Ground Floor Covered With tiles

Pre - Condition Building Survey for Construction of Underground Stations from Chandpole to Bari Chouper and reversal line



Photo 60

Floor of Shop No. 197 of Ground Floor Covered With tiles



Photo 61

Wall No. 1, 2 & Roof of Shop No. 197 of Ground Floor Covered With Glass Work



Photo 62

Wall No. 1, 2 & Roof of Shop No. 197 of Ground Floor Covered With Glass Work



Photo 63

Wall No. 1, 2 & Roof of Shop No. 197 of Ground Floor Covered With Glass Work



Photo 64

Wall No. 1, 2 & 4 of Shop No. 198 of Ground Floor Covered With Racks & Glass



Photo 65

Wall No. 1, 2 & 4 of Shop No. 198 of Ground Floor Covered With Racks & Glass

Pre - Condition Building Survey for Construction of Underground Stations from Chandpole to Bari Chouper and reversal line



Photo 66

Wall No. 1, 2 & 4 of Shop No. 198 of Ground Floor Covered With Racks & Glass



Photo 67

Floor of Shop No. 198 of Ground Floor Covered With Tiles



Photo 68

Floor of Shop No. 199/200/201/287/288 of Ground Floor Covered With Tiles



Photo 69

Roof of Shop No. 199/200/201/287/288 of Ground Floor Covered With False Ceiling



Photo 70

All Walls of Shop No. 199/200/201/287/288 of Ground Floor Covered With Wooden Work



Photo 71

All Walls of Shop No. 200 of Ground Floor Covered With Wooden Work

Pre - Condition Building Survey for Construction of Underground Stations from Chandpole to Bari Chouper and reversal line



Photo 72

Wall No. 2 of Shop No. 199 of Ground Floor Covered With Glass



Photo 73

Roof of Shop No. 199 of Ground Floor Covered With False Ceiling



Photo 74

Floor of Shop No. 199 of Ground Floor Covered With Tiles



Photo 75

Roof & All Walls of Shop No. 287 of Ground Floor Covered With Wooden Works & False Ceiling



Photo 76

All Walls & Roof of Varanda of Shop No. 288, Ground Floor Covered With Wooden Works & Falls Ceiling



Photo 77

Wall No. 1 & 4 of Shop No. 289 of Ground Floor Covered With Material

Pre - Condition Building Survey for Construction of Underground Stations from Chandpole to Bari Chouper and reversal line



Photo 78

Wall No. 1 & 4 of Shop No. 289 of Ground Floor Covered With Material



Photo 79

All Walls of Shop No. 289 of Ground Floor Covered With Material



Photo 80

Wall No. 2 of Shop No. 289 of Ground Floor Covered With Wooden Work



Photo 81

Wall No. 1 of Shop No. 292 of Ground Floor Covered with



Photo 82

Wall No. 2 of Shop No. 292 of Ground Floor Covered With



Photo 83

All Walls of Shop No. 292 of Upper Ground Floor Covered With

Pre - Condition Building Survey for Construction of Underground Stations from Chandpole to Bari Chouper and reversal line



Photo 84
All Walls of Shop No. 292 of Basement Covered with



Photo 85
All Walls of Shop No. 292 of Basement Covered with



Photo 86
Wall No. 3 of Shop No. 292A of Basement



Photo 87
Wall No. 4 of Shop No. 292A of Basement



Photo 88
All Walls of Shop No. 292A of Upper Ground Floor Covered With



Photo 89
All Walls of Shop No. 292A of Ground Floor Covered With Material

Pre - Condition Building Survey for Construction of Underground Stations from Chandpole to Bari Chouper and reversal line



Photo 90

Roof of Shop No. 292A of Ground Floor Covered With False Ceiling



Photo 91

All Walls of Shop No. 293 of Ground Floor Covered with Material



Photo 92

Roof of Shop No. 293 of Ground Floor Covered with False Ceiling

Pre - Condition Building Survey for Construction of Underground Stations from Chandpole to Bari Chouper and reversal line



House No. 130, LIBRARY
Above Shop No. 276 - 285
Hind Hotel Choda Rasta, Jaipur
Unique ID: CC BC DN 0030

Report Number: AIMIL/ESG/JMCEC/CC BC DN 0030/01, Rev. 00, Dated: January 2014

Building Owner
Contractor

Mr. Laxmi Kant Awasthi
CEC

Client
Sub-Contractor

JMRC Limited
AIMIL Limited

Pre - Condition Building Survey for Construction of Underground Stations from Chandpole to Bari Chouper and reversal line

Table of Contents

S.No.	Particulars	Page No.
1	Introduction	2
2	Survey Details	2
3	About the Structure	3
4	Building Ownership Details	3
5	Project Details	4
6	General Building Details	4
7	Summary of Cracks	5
8	Summary of Defects other than Cracks	
9	Summary of Areas that Could not be surveyed	
10	Defect Photographs	
11	Schematic Diagram of Building	

Introduction

The Jaipur Metro Rail is being constructed to provide the city of Jaipur with a modern and technologically advanced Transit System, to provide a safe and well connected means of transport that reduces traffic congestion. The project consists of two corridors with underground and elevated sections.

The construction of underground rail and road infrastructures in metropolitan and cosmopolitan cities are mostly through developed area under challenging soil conditions.

The alignment of structure is passing through densely inhabited areas, many structures are falling in the zone of influence of construction activities. It is required to carry out the pre-condition survey of those structures. The scope of work of this survey includes carrying out pre-condition survey of those structures.

Survey Details

S.No.	Head	Particulars	Signatures
1	Date of Survey	21/12/2013	
2	AIMIL Representative		
3	CEC Representative		
4	Structural Designer of CEC		
5	JMRC/DMRC Representative		

Pre - Condition Building Survey for Construction of Underground Stations from Chandpole to Bari Chouper and reversal line

About the Structure

The structure under consideration is a Multi Story Load Bearing Structure having 3 floors and a Basement . The structure was constructed in year 1866 and is 147 years old.

There are 153 defects in the structure out of which 54 are cracks. Category wise distribution of cracks is given in the table below. Overall the Building can be categorised in Category III (Moderate)

Category	Number of Cracks	% of Total Cracks
Negligible (< 0.1mm)	0	0%
Very Slight (0.1 to 1mm)	28	51.85%
Slight (1 to 5mm)	23	42.59%
Moderate (5 to 15mm)	3	5.56%
Severe (15 to 25mm)	0	0%
Very Severe (>25mm)	0	0%

The average width of cracks is 1.33mm and average length of cracks is 2.22m. The maximum crack width is 5mm and minimum width is 0.15mm.

Building Ownership Details			
Unique ID/Sub ID	Premises Name	Owner	Signatures
CC-BC/DL/0030-GF-SF	Library		

Pre - Condition Building Survey for Construction of Underground Stations from Chandpole to Bari Chouper and reversal line

Project Details		
S. No.	Head	Particulars
1	Project	Jaipur Metro Rail Project
2	Section	Chandpole to Bari Chaupar
3	Client	JMRC Limited
4	Consultant	DMRC Limited
5	Contractor	CEC
6	Design Consultant of Contractor	Omikron Kappa - Indus Consultrans JV
7	Sub-Contractor	AIMIL Limited
8	Subject	Pre-Condition Survey Report

General Building Details (As informed verbally by Building Owner)		
S. No.	Head	Particulars
1	Building Name	House No. 130, LIBRARY
2	Building Address	House No. 130, LIBRARY Above Shop No. 276 - 285 Hind Hotel Choda Rasta, Jaipur
3	Year of Construction	1866
4	Number of Floors	B+G+2
5	Number of Basements	None
6	Type of Building	Commercial
7	Approximate Height	9m
8	Approximate Area	Not Known
9	Age of Building	147 years
10	Type of Structure	Load Bearing Structure
11	Type of Foundation	Not Known
12	Number of Bore Wells	None
13	Depth and Diameter of Bore	N.A.
14	Roadways	Two Side
15	Presence of Equipment/Machines	None

Pre - Condition Building Survey for Construction of Underground Stations from Chandpole to Bari Chouper and reversal line

Summary of Cracks						
Defect ID	Location	Orientation	Appx. Width (mm)	Appx. Length (m)	Category	Photo No.
1	Roof Varanda No.2 Library, Ground floor	Inclined	0.5	1	Very Slight	28
2	Wall No. 4 Room No. 1 Library, Ground floor	Inclined	0.3	3	Very Slight	29
3	Wall No. 1 Library, Ground floor	Inclined	0.3	3	Very Slight	30
4	Wall No. 3 Varanda No.5 Library, Ground floor	Inclined	0.3	3	Very Slight	31
5	Wall No. 4 Varanda No.5 Library, Ground floor	Inclined	1	3	Slight	32
6	Wall No. 4 Varanda No.5 Library, Ground floor	Inclined	0.15	2	Very Slight	33, 33A
7	Roof Room No. 8 Library, Ground floor	Inclined	1	2	Slight	34, 34A
8	Wall No. 4 Room No. 8 Library, Ground floor	Inclined	0.3	2	Very Slight	35
9	Wall No. 1 Room No. 8 Library, Ground floor	Inclined	0.3	2	Very Slight	36
10	Wall No. 1 Room No. 8 Library, Ground floor	Inclined	2.5	0.5	Slight	37
11	Wall No. 3 Room No. 8 Library, Ground floor	Inclined	0.5	3	Very Slight	38, 38A
12	Wall No. 2 Open sky area Library, Ground floor	Inclined	2.5	0.5	Slight	39
13	Ground floor	Inclined	2	8	Slight	40, 40A
14	Roof Gallery Library, First Floor	Inclined	0.3	0.5	Very Slight	41
15	Wall No. 3 Hall No. 1 Library, First Floor	Inclined	0.3	1	Very Slight	42
16	Wall No. 2 & 3 Hall No. 1 Library, First Floor	Vertical	1	1.5	Slight	43
17	Wall No. 3 Passage No.2 Library, First Floor	Inclined	0.5	1.2	Very Slight	44, 44A
18	Wall No. 2 Passage No.2 Library, First Floor	Inclined	5	2	Moderate	45
19	Wall No. 2 & Roof Passage No.2 Library, First Floor	Inclined	5	2	Moderate	46, 46A
20	Wall No. 4 Hall No. 4 Library, First Floor	Inclined	1.5	1.5	Slight	47, 47A
21	Wall No. 4 & Roof Hall No. 4 Library, First Floor	Inclined	0.8	4.2	Very Slight	48, 48A
22	Wall No. 4 & Roof Hall No. 4 Library, First Floor	Inclined	0.8	1.5	Very Slight	49, 49A
23	Wall No. 4 Hall No. 4 Library, First Floor	Inclined	2	0.5	Slight	50
24	Roof Hall No. 5 Library, First Floor	Inclined	0.35	4	Very Slight	51
25	Roof Hall No. 5 Library, First Floor	Inclined	0.3	1	Very Slight	52
26	Wall No. 4 & Roof Hall No. 5 Library, First Floor	Inclined	1	1.3	Slight	53
27	Wall No. 2 Hall No. 6 Library, First Floor	Inclined	2	2	Slight	54
28	Wall No. 1 Hall No. 6 Library, First Floor	Inclined	1.5	1.5	Slight	55, 55A
29	Wall No. 1 Hall No. 6 Library, First Floor	Inclined	0.6	2.5	Very Slight	56, 56A
30	Roof Hall No. 7 Library, First Floor	Inclined	1	4.5	Slight	57
31	Roof Balcony Library, First Floor	Inclined	0.4	1	Very Slight	58
32	Wall No. 2 Gallery No.1 Library, Second Floor	Inclined	5	3	Moderate	59
33	Wall No. 2 Staircase FF to SF Library, Second Floor	Inclined	4	2	Slight	60, 60A
34	Wall No. 2 Staircase FF to SF Library, Second Floor	Inclined	4	3	Slight	61
35	Wall No. 1 Gallery No.3 Library, Second Floor	Inclined	0.5	1.5	Very Slight	62, 62A
36	Wall No. 1 & Roof Gallery No.6 Library, Second Floor	Inclined	0.4	2	Very Slight	63, 63A
37	Wall No. 1 & Roof Gallery No.7 Library, Second Floor	Inclined	2.5	3.5	Slight	64, 64A
38	Wall No. 4 & Roof Gallery No.8 Library, Second Floor	Inclined	2	2.5	Slight	65, 65A
39	Wall No.2 Library Terrace	Inclined	0.5	1	Very Slight	66, 66A
40	Parapet walls Library Terrace	Inclined	0.5	2	Very Slight	67, 67A
41	Staircase FF to SF Terrace	Inclined	2.5	2	Slight	68

42	Wall No. 1 Staircase FF to SF Terrace	Inclined	0.5	2	Very Slight	69, 69A
43	Wall No. 3 Terrace Area Second Floor	Inclined	0.6	4.5	Very Slight	70, 70A
44	Wall No. 1 Open Sky Second Floor	Inclined	2.5	3.5	Slight	71, 71A
45	Wall No. 4 Open sky Second Floor	Inclined	2	2	Slight	72
46	Gallery No.4 Second Floor	Inclined	2	2	Slight	73, 73A
47	Wall No. 1 Gallery No.4 Second Floor	Inclined	0.6	2.1	Very Slight	74, 74A
48	Roof Varanda of Shop No.283 A Ground Floor	Horizontal	0.6	2.5	Very Slight	75
49	Roof Varanda of Shop No.282 Ground Floor	Horizontal	0.2	2.2	Very Slight	76
50	Roof Varanda of Shop No.282 Ground Floor	Horizontal	1	2.5	Slight	77
51	Rightside external Column Varanda of Shop No.279 Ground Floor	Vertical	1	1.1	Slight	78
52	External Beam Varanda of Shop No.277 Ground Floor	Horizontal	0.35	2	Very Slight	79
53	External Beam Varanda of Shop No.276 Ground Floor	Inclined	0.4	2.1	Very Slight	80
54	Wall No. 1 Part B of Shop No.210 Upper Ground Floor	Inclined	2	2	Slight	81, 81A

Summary of Defects Other Than Crack			
Defect ID	Location	Description	Photo No.
55	Wall No. 4 Library Library, Ground floor	Peeling of Plaster	82
56	Wall No. 4 Varanda No.2 Library, Ground floor	Peeling of Plaster	83
57	Roof Varanda No.3 Library, Ground floor	Dampness/Seepage	84
58	Roof Varanda No.3 Library, Ground floor	Dampness/Seepage	85
59	Wall No. 4 Room No. 2 Library, Ground floor	Peeling of Plaster	86
60	Wall No. 3 Room No. 1 Library, Ground floor	Peeling of Plaster	87
61	Roof & 2 Room No. 1 Library, Ground floor	Dampness/Seepage	88
62	Wall No. 3 Room No. 4 Library, Ground floor	Peeling of Plaster	89
63	Wall No. 4 Room No. 4 Library, Ground floor	Dampness/Seepage	90
64	Wall No. 3 Room No. 4 Library, Ground floor	Peeling of Plaster	91
65	Wall No. 2 Toilet No. 1 Library, Ground floor	Dampness/Seepage	92
66	Wall No. 2 & 4 Bathroom Library, Ground floor	Dampness/Seepage	93
67	Wall No. 3 Room No. 4 Library, Ground floor	Peeling of Plaster	94
68	Wall No. 4 Room No. 6 Library, Ground floor	Dampness/Seepage	95
69	Wall No. 1 Room No. 6 Library, Ground floor	Peeling of Plaster	96
70	Roof Toilet No. 2 Library, Ground floor	Damaged Portion	97
71	Wall No. 2 Library Ground floor	Dampness/Seepage	98
72	Wall No. 4 & 1 Library Ground floor	Damaged Portion	99
73	Roof Library Ground floor	Dampness/Seepage	100
74	Roof Toilet No. 3 Library, Ground floor	Dampness/Seepage	101
75	Wall No. 2 & Shade Open sky area Library, Ground floor	Damaged Portion	102
76	Wall No. 2 Open sky area Library, Ground floor	Damaged Portion	103
77	Wall No. 1 Open sky area Library, Ground floor	Peeling of Plaster	104
78	Wall No. 4 Gallery Library, First Floor	Peeling of Plaster	105
79	Wall No. 3 Hall No. 1 Library, First Floor	Damaged Portion	106
80	Wall No. 3 Hall No. 1 Library, First Floor	Peeling of Plaster	107
81	Wall No. 3 Hall No. 1 Library, First Floor	Peeling of Plaster	108
82	Wall No. 3 Hall No. 1 Library, First Floor	Damaged Portion	109
83	Wall No. 3 Hall No. 2 Library, First Floor	Peeling of Plaster	110
84	Roof Hall No. 3 Library, First Floor	Dampness/Seepage	111
85	Wall No. 1 Hall No. 3 Library, First Floor	Dampness/Seepage	112
86	Wall No. 2 Hall No. 3 Library, First Floor	Dampness/Seepage	113
87	Roof Hall No. 2 Library, First Floor	Damaged Portion	114
88	Roof Passage No.2 Library, First Floor	Damaged Portion	115

89	Roof Passage No.2 Library, First Floor	Peeling of Plaster	116
90	Wall No. 4 Passage No.2 Library, First Floor	Peeling of Plaster	117
91	Wall No. 3 Hall No. 4 Library, First Floor	Dampness/Seepage	118
92	Outer Wall Main gate Hall No. 4 Library, First Floor	Peeling of Plaster	119
93	Wall No. 4 Hall No. 4 Library, First Floor	Peeling of Plaster	120
94	Wall No. 3 Passage Library, First Floor	Peeling of Plaster	121
95	Wall No. 1 Hall No. 5 Library, First Floor	Peeling of Plaster	122
96	Wall No. 1 & Roof Hall No. 5 Library, First Floor	Peeling of Plaster	123
97	Roof Hall No. 5 Library, First Floor	Peeling of Plaster	124
98	Roof & 4 Passage No.3 Library, First Floor	Dampness/Seepage	125
99	Floor Hall No. 5 Library, First Floor	Peeling of Plaster	126
100	Wall No. 4 Hall No. 5 Library, First Floor	Peeling of Plaster	127
101	Wall No. 4 Hall No. 5 Library, First Floor	Peeling of Plaster	128
102	Wall No. 2 Hall No. 5 Library, First Floor	Damaged Portion	129
103	Wall No. 2 Gallery No.2 Library, First Floor	Exposed Reinforcement	130
104	Wall No. 1 Hall No. 6 Library, First Floor	Peeling of Plaster	131
105	Wall No. 1 Hall No. 6 Library, First Floor	Peeling of Plaster	132
106	Floor Hall No. 6 Library, First Floor	Peeling of Plaster	133
107	Roof Hall No. 7 Library, First Floor	Dampness/Seepage	134
108	Wall No. 2, 4 & Roof Hall No. 7 Library, First Floor	Dampness/Seepage	135
109	Roof Hall No. 7 Library, First Floor	Peeling of Plaster	136
110	Roof Hall No. 8 Library, First Floor	Peeling of Plaster	137
111	Wall No. 2, 3 & Roof Hall No. 8 Library, First Floor	Dampness/Seepage	138
112	Wall No. 3 Balcony Library, First Floor	Dampness/Seepage	139
113	Wall No. 1 Balcony Library, First Floor	Damaged Portion	140
114	Wall No. 2, 4 & Roof Balcony Library, First Floor	Dampness/Seepage	141
115	Wall No. 2, 3 & Roof Balcony Library, First Floor	Dampness/Seepage	142
116	Wall No. 1 Gallery No.1 Library, Second Floor	Damaged Portion	143
117	Wall No. 4 Library, Second Floor	Peeling of Plaster	144
118	Roof Balcony Library, Second Floor	Peeling of Plaster	145
119	Wall No. 2 Balcony Library, Second Floor	Peeling of Plaster	146
120	Wall No. 1 Gallery No.3 Library, Second Floor	Peeling of Plaster	147
121	Wall No. 1 Gallery No.5 Library, Second Floor	Peeling of Plaster	148
122	Wall No. 2 Gallery No.7 Library, Second Floor	Peeling of Plaster	149
123	Wall No. 3 Gallery No.8 Library, Second Floor	Peeling of Plaster	150
124	Wall No. 4 Gallery no.8 Library, Second Floor	Peeling of Plaster	151
125	Staircase FF to SF Terrace	Damaged Portion	152
126	Wall No. 4 Gallery No.4 Second Floor	Peeling of Plaster	153
127	Wall No. 1 Shop No.204 B Ground Floor	Peeling of Plaster	154
128	Wall No. 1 Part B of Shop No.204 A Ground Floor	Peeling of Plaster	155
129	Roof Part B of Shop No.284 Ground Floor	Damaged Portion	156
130	Roof Part B of Shop No.284 Ground Floor	Damaged Portion	157
131	Roof Part B of Shop No.284 Ground Floor	Damaged Portion	158
132	Wall No. 1 Part B of Shop No.284 Ground Floor	Peeling of Plaster	159
133	Roof Varanda of Shop No.284 Ground Floor	Dampness/Seepage	160
134	Rightside external Column Varanda of Shop No.284 Ground Floor	Damaged Portion	161
135	Left side Column Varanda of Shop No.284 Ground Floor	Damaged Portion	162
136	Roof Varanda of Shop No.283 B Ground Floor	Dampness/Seepage	163
137	Roof Varanda of Shop No.283 A Ground Floor	Dampness/Seepage	164
138	Roof Varanda of Shop No.283 A Ground Floor	Dampness/Seepage	165
139	Roof Varanda of Shop No.282 Ground Floor	Damaged Portion	166
140	Roof Varanda of Shop No.281 Ground Floor	Dampness/Seepage	167

141	Roof Varanda of Shop No.279 Ground Floor	Plaster Crack	168
142	Roof Varanda of Shop No.277 Ground Floor	Exposed Reinforcement	169
143	Roof Varanda of Shop No.277 Ground Floor	Dampness/Seepage	170
144	Roof Varanda of Shop No.277 Ground Floor	Dampness/Seepage	171
145	Rightside external Column Varanda of Shop No.277 Ground Floor	Peeling of Plaster	172
146	Roof Varanda of Shop No.276 Ground Floor	Dampness/Seepage	173
147	External Beam Varanda of Shop No.276 Ground Floor	Peeling of Plaster	174
148	Roof Shop No.209 Ground Floor	Peeling of Plaster	175
149	Floor Shop No.209 Ground Floor	Peeling of Plaster	176
150	Roof Part A of Shop No.210 Upper Ground Floor	Peeling of Plaster	177
151	Wall No. 4 Part A of Shop No.210 Upper Ground Floor	Peeling of Plaster	178
152	Roof Part B of Shop No.210 Upper Ground Floor	Peeling of Plaster	179
153	Wall No. 4 Part B of Shop No.210 Upper Ground Floor	Peeling of Plaster	180

Summary of Areas that Could not be Surveyed			
Serial No.	Location	Description	Photo No.
1	Wall No. 2 & 4 Liberyary Liberyary, Ground floor	Covered With almira	181
2	Wall No. 1 Varanda No.2 Liberyary, Ground floor	Covered With Almira	182
3	Wall No. 2, 3 & 4 Liberyary Ground floor	Covered With Almira	183
4	All walls Room No. 3 Liberyary, Ground floor	Covered With Material	184
5	All walls Toilet No. 1 Liberyary, Ground floor	Half Covered With Tiles	185
6	All walls Liberyary, Ground floor	Half Covered With Tiles	186
7	Wall No. 2 Varanda No.5 Liberyary, Ground floor	Bottom Portion Covered With Almira	187
8	Wall No. 4 Varanda No.5 Liberyary, Ground floor	Bottom Portion Covered With Almira	188
9	All walls Room No. 4 Liberyary, Ground floor	Covered with Books	189
10	Floor Varanda No.4 Liberyary, Ground floor	Covered With plastic Net	190
11	Wall No. 2 Room No. 6 Liberyary, Ground floor	Covered with Almira	191
12	Room No. 7 Liberyary, Ground floor	Locked	192
13	All walls & Floor Toilet No. 2 Liberyary, Ground floor	Covered With tiles	193
14	All walls & Floor Toilet No. 3 Liberyary, Ground floor	CoveredWith tiles	194
15	Room No. 3 Liberyary, Ground floor	Locked	195
16	Room No. 1 First Floor	Locked	196
17	Room No. 2 First Floor	Locked	197
18	All walls Hall No. 2 Liberyary, First Floor	Covered With Almira	198
19	All walls Hall No. 2 Liberyary, First Floor	Covered With Material	199
20	All walls Gallery No.2 Liberyary, First Floor	Covered With Almira	200
21	Room No. 3 Liberyary, First Floor	Locked	201
22	All Walls Shop No.208 Ground Floor	Covered With Wooden Racks & Material	202
23	Wall No. 1, 2, 4 & Roof Shop No.207 Ground Floor	Covered With Wooden Racks & Material	203
24	Wall No. 1, 2, 4 & Roof Shop No.206 Ground Floor	Covered With Wooden Racks & Material	204
25	Wall No. 1, 2 & 4 Shop No.205 Ground Floor	Covered With Wooden Racks & Material	205
26	Wall No. 4 Shop No.204 B Ground Floor	Covered With Material	206
27	Shop No.204 B Basement	Not Permitted	207
28	Wall No. 1, 2 & 4 Part A of Shop No.204 A Ground Floor	Covered With Material	208
29	Wall No. 1, 2 & 4 Part B of Shop No.204 A Ground Floor	Covered With Material	209
30	All Walls Shop No.285 B Ground Floor	Covered With Wooden Racks & Material	210
31	All Walls Shop No.285 A Ground Floor	Covered With Wooden Racks & Material	211
32	Wall No. 1 & 4 Part B of Shop No.284 Ground Floor	View of Shop	212
33	Wall No. 2 & 4 Part B of Shop No.284 Ground Floor	View of Shop	213

34	Wall No. 1 & 4 Part A of Shop No.284 Lower Portion	Covered With Material	214
35	Wall No. 2 & 4 Part A of Shop No.284 Lower Portion	Covered With Material	215
36	All Walls Shop No.283 B Ground Floor	Covered With Wooden Racks & Material	216
37	All Walls Shop No.283 A Ground Floor	Covered With Wooden Racks & Material	217
38	Wall No. 1 Shop No.282 Ground Floor	Covered With Wooden Racks & Material	218
39	Wall No. 4 Shop No.282 Ground Floor	Covered With Wooden Racks & Material	219
40	Wall No. 2 Shop No.282 Ground Floor	Covered With Wooden Racks & Material	220
41	Wall No. 1 Shop No.281 Ground Floor	Covered With Wooden Racks & Material	221
42	Wall No. 4 Shop No.281 Ground Floor	Covered With Wooden Racks & Material	222
43	Wall No. 2 Shop No.281 Ground Floor	Covered With Wooden Racks & Material	223
44	Roof Shop No.281 Ground Floor	Covered With Wooden Work	224
45	Wall No. 2 Part A of Shop No.279 Ground Floor	Covered With Wooden Racks & Material	225
46	Wall No. 4 Part B of Shop No.279 Ground Floor	Covered With Material	226
47	All Walls Shop No.279 Upper Ground Floor	Covered With Material	227
48	Wall No. 1 Part A of Shop No.277 Ground Floor	Covered With Wooden Racks & Material	228
49	Wall No. 2 Part A of Shop No.277 Ground Floor	Covered With Wooden Racks & Material	229
50	Wall No. 1 Part B of Shop No.277 Ground Floor	Covered With Wooden Racks & Material	230
51	Wall No. 2 Part B of Shop No.277 Ground Floor	Covered With Wooden Racks & Material	231
52	All Walls Part C of Shop No.277 Ground Floor	Covered With Wooden Racks & Material	232
53	All Walls Shop No.276 Upper Ground Floor	Covered With Material	233
54	All Walls Shop No.209 Ground Floor	Covered With Material	234
55	All Walls Shop No.210 Ground Floor	Covered With Material	235



Pre - Condition Building Survey for Construction of Underground Stations from Chandpole to Bari Chouper and reversal line



Photo 1
View Of library



Photo 2
View Of library, Ground floor



Photo 3
View Of library, Ground floor



Photo 4
View of Terrace, Terrace



Photo 5
View of Open Area, Second Floor



Photo 6
View of Shop No.208 Parnami Cards , Ground Floor

Pre - Condition Building Survey for Construction of Underground Stations from Chandpole to Bari Chouper and reversal line



Photo 7
View of Shop No.207 Pandya Brothers, Ground Floor



Photo 8
View of Shop No.206 Wool Palace, Ground Floor



Photo 9
View of Shop No.205, Ground Floor



Photo 10
View of Shop No.204 B P.C.Toys, Ground Floor



Photo 11
View of Shop No.204 A Pooja Novelties, Ground Floor



Photo 12
View of Shop No.203, Ground Floor

Pre - Condition Building Survey for Construction of Underground Stations from Chandpole to Bari Chouper and reversal line



Photo 13
View of Shop No.203, Ground Floor



Photo 14
View of Shop No.285 B, Ground Floor



Photo 15
View of Shop No.285 A, Ground Floor



Photo 16
View of Shop No.284 Kiran Jewellers, Ground Floor



Photo 17
View of Shop No.283B Bharat Shoe Co., Ground Floor



Photo 18
View of Shop No.283 A Inder Shoe Co., Ground Floor

Pre - Condition Building Survey for Construction of Underground Stations from Chandpole to Bari Chouper and reversal line



Photo 19

View of Shop No.282 Jain Gota Jari, Ground Floor



Photo 20

View of Shop No.281, Ground Floor



Photo 21

View of Shop No.279 Chiranji Lal Bakshi, Ground Floor



Photo 22

Locked, Ground Floor



Photo 23

View of Shop No.277, Ground Floor



Photo 24

View of Shop No.276, Ground Floor

Pre - Condition Building Survey for Construction of Underground Stations from Chandpole to Bari Chouper and reversal line



Photo 25
View of Shop, Ground Floor



Photo 26
View of Shop No.209 New Om Fancy General Store, Ground Floor



Photo 27
View of Shop No.210 Hitesh Jewellers, Ground Floor



Photo 28
Inclined Crack on Roof of Varanda No.2, Library, Ground floor Approx. Width = 0.5mm, Approx. Length = 1m. Distance from = m, Height from Floor = m.



Photo 29
Inclined Crack on Wall No. 4 of Room No. 1, Library, Ground floor Approx. Width = 0.3mm, Approx. Length = 3m. Distance from = m, Height from Floor = m.



Photo 30
Inclined Crack on Wall No. 1 of, Library, Ground floor Approx. Width = 0.3mm, Approx. Length = 3m. Distance from = m, Height from Floor = m.

Pre - Condition Building Survey for Construction of Underground Stations from Chandpole to Bari Chouper and reversal line



Photo 31

Inclined Crack on Wall No. 3 of Varanda No.5, Library, Ground floor
Approx. Width = 0.3mm, Approx. Length = 3m. Distance from = m,
Height from Floor = m.



Photo 32

Inclined Crack on Wall No. 4 of Varanda No.5, Library, Ground floor
Approx. Width = 1mm, Approx. Length = 3m. Distance from = m, Height
from Floor = m.



Photo 33

Inclined Crack on Wall No. 4 of Varanda No.5, Library, Ground floor
Approx. Width = 0.15mm, Approx. Length = 2m. Distance from Wall
No.1 = 3m, Height from Floor = 1m.



Photo 33A

Inclined Crack on Wall No. 4 of Varanda No.5, Library, Ground floor
Approx. Width = 0.15mm, Approx. Length = 2m. Distance from Wall
No.1 = 3m, Height from Floor = 1m.




Photo 34

Inclined Crack on Roof of Room No. 8, Library, Ground floor Approx.
Width = 1mm, Approx. Length = 2m. Distance from = m, Height from
Floor = m.

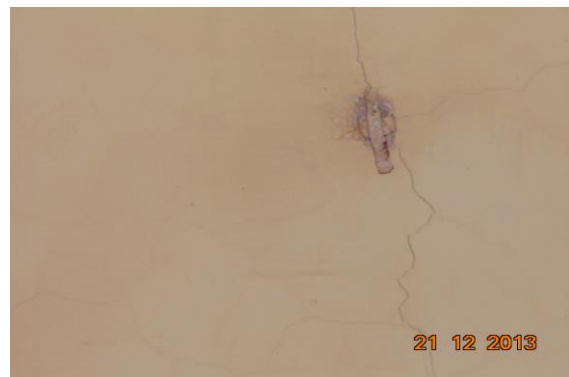


Photo 34A

Inclined Crack on Roof of Room No. 8, Library, Ground floor Approx.
Width = 1mm, Approx. Length = 2m. Distance from = m, Height from
Floor = m.

Pre - Condition Building Survey for Construction of Underground Stations from Chandpole to Bari Chouper and reversal line



Photo 35

Inclined Crack on Wall No. 4 of Room No. 8, Library, Ground floor
Approx. Width = 0.3mm, Approx. Length = 2m. Distance from = m,
Height from Floor = m.



Photo 36

Inclined Crack on Wall No. 1 of Room No. 8, Library, Ground floor
Approx. Width = 0.3mm, Approx. Length = 2m. Distance from = m,
Height from Floor = m.



Photo 37

Inclined Crack on Wall No. 1 of Room No. 8, Library, Ground floor
Approx. Width = 2.5mm, Approx. Length = 0.5m. Distance from = m,
Height from Floor = m.




Photo 38

Inclined Crack on Wall No. 3 of Room No. 8, Library, Ground floor
Approx. Width = 0.5mm, Approx. Length = 3m. Distance from = m,
Height from Floor = m.



Photo 38A

Inclined Crack on Wall No. 3 of Room No. 8, Library, Ground floor
Approx. Width = 0.5mm, Approx. Length = 3m. Distance from = m,
Height from Floor = m.



Photo 39

Inclined Crack on Wall No. 2 of Open sky area, Library, Ground floor
Approx. Width = 2.5mm, Approx. Length = 0.5m. Distance from = m,
Height from Floor = m.

Pre - Condition Building Survey for Construction of Underground Stations from Chandpole to Bari Chouper and reversal line



Photo 40

Inclined Crack on of , Ground floor
Approx. Width = 2mm, Approx. Length = 8m.
Distance from Wall no.1 = 6m, Height from Floor = 3m.



Photo 40A

Inclined Crack on of , Ground floor
Approx. Width = 2mm, Approx. Length = 8m.
Distance from Wall no.1 = 6m, Height from Floor = 3m.



Photo 41

Inclined Crack on Roof of Gallery, Library, First Floor
Approx. Width = 0.3mm, Approx. Length = 0.5m.
Distance from = m, Height from Floor = m.



Photo 42

Inclined Crack on Wall No. 3 of Hall No. 1, Library, First Floor
Approx. Width = 0.3mm, Approx. Length = 1m.
Distance from = m, Height from Floor = m.



Photo 43

Vertical Crack on Wall No. 2 & 3 of Hall No. 1, Library, First Floor
Approx. Width = 1mm, Approx. Length = 1.5m. Distance from = Corner
of Wall No.2 & 3m, Height from Floor = 2m.



Photo 44

Inclined Crack on Wall No. 3 of Passage No.2, Library, First Floor
Approx. Width = 0.5mm, Approx. Length = 1.2m. Distance from Wall
no.1 = 4m, Height from Floor = 1.6m.

Pre - Condition Building Survey for Construction of Underground Stations from Chandpole to Bari Chouper and reversal line



Photo 44A

Inclined Crack on Wall No. 3 of Passage No.2, Library, First Floor
Approx. Width = 0.5mm, Approx. Length = 1.2m.
Distance from Wall no.1 = 4m, Height from Floor = 1.6m.



Photo 45

Inclined Crack on Wall No. 2 of Passage No.2, Library, First Floor
Approx. Width = 5mm, Approx. Length = 2m.
Distance from = m, Height from Floor = m.



Photo 46

Inclined Crack on Wall No. 2 & Roof of Passage No.2, Library, First Floor
Approx. Width = 5mm, Approx. Length = 2m. Distance from Wall no.3 = 0.25m, Height from Floor = 1.3m.



Photo 46A

Inclined Crack on Wall No. 2 & Roof of Passage No.2, Library, First Floor
Approx. Width = 5mm, Approx. Length = 2m. Distance from Wall no.3 = 0.25m, Height from Floor = 1.3m.



Photo 47

Inclined Crack on Wall No. 4 of Hall No. 4, Library, First Floor
Approx. Width = 1.5mm, Approx. Length = 1.5m.
Distance from Wall no.1 = 1.5m, Height from Floor = 1.2m.



Photo 47A

Inclined Crack on Wall No. 4 of Hall No. 4, Library, First Floor
Approx. Width = 1.5mm, Approx. Length = 1.5m.
Distance from Wall no.1 = 1.5m, Height from Floor = 1.2m.

Pre - Condition Building Survey for Construction of Underground Stations from Chandpole to Bari Chouper and reversal line



Photo 48

Inclined Crack on Wall No. 4 & Roof of Hall No. 4, Library, First Floor
Approx. Width = 0.8mm, Approx. Length = 4.2m. Distance from Wall no.1 = 7.5m, Height from Floor = 0.05m.



Photo 48A

Inclined Crack on Wall No. 4 & Roof of Hall No. 4, Library, First Floor
Approx. Width = 0.8mm, Approx. Length = 4.2m. Distance from Wall no.1 = 7.5m, Height from Floor = 0.05m.



Photo 49

Inclined Crack on Wall No. 4 & Roof of Hall No. 4, Library, First Floor
Approx. Width = 0.8mm, Approx. Length = 1.5m.
Distance from Wall No.1 = 7.7m, Height from Floor = 2.2m.



Photo 49A

Inclined Crack on Wall No. 4 & Roof of Hall No. 4, Library, First Floor
Approx. Width = 0.8mm, Approx. Length = 1.5m. Distance from Wall No.1 = 7.7m, Height from Floor = 2.2m.



Photo 50

Inclined Crack on Wall No. 4 of Hall No. 4, Library, First Floor Approx.
Width = 2mm, Approx. Length = 0.5m. Distance from = m, Height from Floor = m.



Photo 51

Inclined Crack on Roof of Hall No. 5, Library, First Floor Approx. Width
= 0.35mm, Approx. Length = 4m. Distance from Wall No.2 = 6.8m, Height from Floor = 4.2m.

Pre - Condition Building Survey for Construction of Underground Stations from Chandpole to Bari Chouper and reversal line



Photo 52

Inclined Crack on Roof of Hall No. 5, Library, First Floor Approx. Width = 0.3mm, Approx. Length = 1m.
Distance from = m, Height from Floor = m.



Photo 53

Inclined Crack on Wall No. 4 & Roof of Hall No. 5, Library, First Floor Approx. Width = 1mm, Approx. Length = 1.3m. Distance from Wall No.1 = 0.6m, Height from Floor = 5m.



Photo 54

Inclined Crack on Wall No. 2 of Hall No. 6, Library, First Floor Approx. Width = 2mm, Approx. Length = 2m. Distance from = m, Height from Floor = m.



Photo 55

Inclined Crack on Wall No. 1 of Hall No. 6, Library, First Floor Approx. Width = 1.5mm, Approx. Length = 1.5m. Distance from Wall no.3 = 1.2m, Height from Floor = 0.3m.



Photo 55A

Inclined Crack on Wall No. 1 of Hall No. 6, Library, First Floor Approx. Width = 1.5mm, Approx. Length = 1.5m. Distance from Wall no.3 = 1.2m, Height from Floor = 0.3m.



Photo 56

Inclined Crack on Wall No. 1 of Hall No. 6, Library, First Floor Approx. Width = 0.6mm, Approx. Length = 2.5m. Distance from Wall No.4 = 3.7m, Height from Floor = 0m.

Pre - Condition Building Survey for Construction of Underground Stations from Chandpole to Bari Chouper and reversal line



Photo 56A

Inclined Crack on Wall No. 1 of Hall No. 6, Library, First Floor
Approx. Width = 0.6mm, Approx. Length = 2.5m.
Distance from Wall No.4 = 3.7m, Height from Floor = 0m.



Photo 57

Inclined Crack on Roof of Hall No. 7, Library, First Floor
Approx. Width = 1mm, Approx. Length = 4.5m.
Distance from Wall no.1 = 1.6m, Height from Floor = 3m.



Photo 58

Inclined Crack on Roof of Balcony, Library, First Floor
Approx. Width = 0.4mm, Approx. Length = 1m.
Distance from Wall No.1 = 4.5m, Height from Floor = 3.2m.



Photo 59

Inclined Crack on Wall No. 2 of Gallery No.1, Library, Second Floor
Approx. Width = 5mm, Approx. Length = 3m. Distance from = m, Height from Floor = m.



Photo 60

Inclined Crack on Wall No. 2 of Staircase FF to SF, Library, Second Floor
Approx. Width = 4mm, Approx. Length = 2m. Distance from Wall no.3 = 1.5m, Height from Floor = 0m.



Photo 60A

Inclined Crack on Wall No. 2 of Staircase FF to SF, Library, Second Floor
Approx. Width = 4mm, Approx. Length = 2m. Distance from Wall no.3 = 1.5m, Height from Floor = 0m.

Pre - Condition Building Survey for Construction of Underground Stations from Chandpole to Bari Chouper and reversal line



Photo 61

Inclined Crack on Wall No. 2 of Staircase FF to SF, Library, Second Floor Approx. Width = 4mm, Approx. Length = 3m. Distance from = m, Height from Floor = m.



Photo 62

Inclined Crack on Wall No. 1 of Gallery No.3, Library, Second Floor Approx. Width = 0.5mm, Approx. Length = 1.5m. Distance from = m, Height from Floor = 1m.



Photo 62A

Inclined Crack on Wall No. 1 of Gallery No.3, Library, Second Floor Approx. Width = 0.5mm, Approx. Length = 1.5m. Distance from = m, Height from Floor = 1m.



Photo 63

Inclined Crack on Wall No. 1 & Roof of Gallery No.6, Library, Second Floor Approx. Width = 0.4mm, Approx. Length = 2m. Distance from Wall no.4 = 3m, Height from Floor = 1.7m.



Photo 63A

Inclined Crack on Wall No. 1 & Roof of Gallery No.6, Library, Second Floor Approx. Width = 0.4mm, Approx. Length = 2m. Distance from Wall no.4 = 3m, Height from Floor = 1.7m.



Photo 64

Inclined Crack on Wall No. 1 & Roof of Gallery No.7, Library, Second Floor Approx. Width = 2.5mm, Approx. Length = 3.5m. Distance from Wall no.3 = 2.5m, Height from Floor = 0.3m.

Pre - Condition Building Survey for Construction of Underground Stations from Chandpole to Bari Chouper and reversal line



Photo 64A

Inclined Crack on Wall No. 1 & Roof of Gallery No.7, Library, Second Floor Approx. Width = 2.5mm, Approx. Length = 3.5m. Distance from Wall no.3 = 2.5m, Height from Floor = 0.3m.



Photo 65

Inclined Crack on Wall No. 4 & Roof of Gallery No.8, Library, Second Floor Approx. Width = 2mm, Approx. Length = 2.5m. Distance from Wall no.1 = 0.15m, Height from Floor = 1m.



Photo 65A

Inclined Crack on Wall No. 4 & Roof of Gallery No.8, Library, Second Floor Approx. Width = 2mm, Approx. Length = 2.5m. Distance from Wall no.1 = 0.15m, Height from Floor = 1m.



Photo 66

Inclined Crack on Wall No. 2 of Library, Terrace Approx. Width = 0.5mm, Approx. Length = 1m. Distance from = m, Height from Floor = m.



Photo 66A

Inclined Crack on Library, Terrace Approx. Width = 0.5mm, Approx. Length = 1m. Distance from = m, Height from Floor = m.



Photo 67

Inclined Crack on Parapet walls of Library, Terrace Approx. Width = 0.5mm, Approx. Length = 2m. Distance from = m, Height from Floor = m.

Pre - Condition Building Survey for Construction of Underground Stations from Chandpole to Bari Chouper and reversal line



Photo 67A

Inclined Crack on Parapet walls of Library, Terrace
Approx. Width = 0.5mm, Approx. Length = 2m.
Distance from = m, Height from Floor = m.



Photo 68

Inclined Crack on of Staircase FF to SF, Terrace
Approx. Width = 2.5mm, Approx. Length = 2m.
Distance from = m, Height from Floor = m.



Photo 69

Inclined Crack on Wall No. 1 of Staircase FF to SF, Terrace
Approx. Width = 0.5mm, Approx. Length = 2m.
Distance from = m, Height from Floor = m.



Photo 69A

Inclined Crack on Wall No. 1 of Staircase FF to SF, Terrace
Approx. Width = 0.5mm, Approx. Length = 2m.
Distance from = m, Height from Floor = m.



Photo 70

Inclined Crack on Wall No. 3 of Terrace Area, Second Floor
Approx. Width = 0.6mm, Approx. Length = 4.5m.
Distance from Wall no.1 = 1.3m, Height from Floor = 0m.



Photo 70A

Inclined Crack on Wall No. 3 of Terrace Area, Second Floor
Approx. Width = 0.6mm, Approx. Length = 4.5m.
Distance from Wall no.1 = 1.3m, Height from Floor = 0m.

Pre - Condition Building Survey for Construction of Underground Stations from Chandpole to Bari Chouper and reversal line




Photo 70A

Inclined Crack on Wall No. 3 of Terrace Area, Second Floor
Approx. Width = 0.6mm, Approx. Length = 4.5m.
Distance from Wall no.1 = 1.3m, Height from Floor = 0m.



Photo 71

Inclined Crack on Wall No. 1 of Open Sky , Second Floor
Approx. Width = 2.5mm, Approx. Length = 3.5m.
Distance from Wall no.3 = 5.5m, Height from Floor = 0m.



Photo 71A

Inclined Crack on Wall No. 1 of Open Sky , Second Floor
Approx. Width = 2.5mm, Approx. Length = 3.5m.
Distance from Wall no.3 = 5.5m, Height from Floor = 0m.



Photo 72

Inclined Crack on Wall No. 4 of Open sky, Second Floor
Approx. Width = 2mm, Approx. Length = 2m.
Distance from = m, Height from Floor = m.



Photo 73

Inclined Crack on of Gallery No.4, Second Floor
Approx. Width = 2mm, Approx. Length = 2m.
Distance from = m, Height from Floor = m.



Photo 73A

Inclined Crack on of Gallery No.4, Second Floor
Approx. Width = 2mm, Approx. Length = 2m.
Distance from = m, Height from Floor = m.

Pre - Condition Building Survey for Construction of Underground Stations from Chandpole to Bari Chouper and reversal line



Photo 73A
Inclined Crack on Wall No. 1 of Gallery No. 4, Second Floor
Approx. Width = 2mm, Approx. Length = 2m.
Distance from Wall no. 3 = 3.2m, Height from Floor = 0.7m.



Photo 74
Inclined Crack on Wall No. 1 of Gallery No. 4, Second Floor
Approx. Width = 0.6mm, Approx. Length = 2.1m.
Distance from Wall no. 3 = 3.2m, Height from Floor = 0.7m.




Photo 74A
Inclined Crack on Wall No. 1 of Gallery No. 4, Second Floor
Approx. Width = 0.6mm, Approx. Length = 2.1m.
Distance from Wall no. 3 = 3.2m, Height from Floor = 0.7m.



Photo 75
Horizontal Crack on Roof of Varanda of Shop No. 283 A, G/F Approx.
Width = 0.6mm, Approx. Length = 2.5m. Distance from Leftside External Column = Backsidem, Height from Floor = 3m.



Photo 76
Horizontal Crack on Roof of Varanda of Shop No. 282, Ground Floor
Approx. Width = 0.2mm, Approx. Length = 2.2m. Distance from Leftside External Column = 1.2m, Height from Floor = 3m.



Photo 77
Horizontal Crack on Roof of Varanda of Shop No. 282, Ground Floor
Approx. Width = 1mm, Approx. Length = 2.5m. Distance from Leftside External Column = Backsidem, Height from Floor = 3m.

Pre - Condition Building Survey for Construction of Underground Stations from Chandpole to Bari Chouper and reversal line



Photo 78

Vertical Crack on Rightside external Column of Varanda of Shop No.279, Ground Floor Approx. Width = 1mm, Approx. Length = 1.1m. Distance from = m, Height from Floor = 2.5m.



Photo 79

Horizontal Crack on External Beam of Varanda of Shop No.277, G/F Approx. Width = 0.35mm, Approx. Length = 2m. Distance from Leftside External Column = 0m, Height from Floor = 2.5m.



Photo 80

Inclined Crack on External Beam of Varanda of Shop No.276, G/F Approx. Width = 0.4mm, Approx. Length = 2.1m. Distance from Leftside External Column = 0.7m, Height from Floor = 3m.



Photo 81

Inclined Crack on Wall No. 1 of Part B of Shop No.210, Upper Ground Floor Approx. Width = 2mm, Approx. Length = 2m. Distance from Wall No.4 = 0m, Height from Floor = 1.6m.



Photo 81A

Inclined Crack on Wall No. 1 of Part B of Shop No.210, Upper Ground Floor Approx. Width = 2mm, Approx. Length = 2m. Distance from Wall No.4 = 0m, Height from Floor = 1.6m.



Photo 81A

Inclined Crack on Wall No. 1 of Part B of Shop No.210, Upper Ground Floor Approx. Width = 2mm, Approx. Length = 2m. Distance from Wall No.4 = 0m, Height from Floor = 1.6m.

Pre - Condition Building Survey for Construction of Underground Stations from Chandpole to Bari Chouper and reversal line



Photo 82

Peeling of Plaster on Wall No. 4 of Library of Library, Ground floor



Photo 83

Peeling of Plaster on Wall No. 4 of Varanda No.2 of Library, Ground floor



Photo 84

Dampness/Seepage on Roof of Varanda No.3 of Library, Ground floor



Photo 85

Dampness/Seepage on Roof of Varanda No.3 of Library, Ground floor



Photo 86

Peeling of Plaster on Wall No. 4 of Room No. 2 of Library, Ground floor



Photo 87

Peeling of Plaster on Wall No. 3 of Room No. 1 of Library, Ground floor

Pre - Condition Building Survey for Construction of Underground Stations from Chandpole to Bari Chouper and reversal line



Photo 88

Dampness/Seepage on Roof & 2 of Room No. 1 of Library, Ground floor



Photo 89

Peeling of Plaster on Wall No. 3 of Room No. 4 of Library, Ground floor



Photo 90

Dampness/Seepage on Wall No. 4 of Room No. 4 of Library, Ground floor



Photo 91

Peeling of Plaster on Wall No. 3 of Room No. 4 of Library, Ground floor



Photo 92

Dampness/Seepage on Wall No. 2 of Toilet No. 1 of Library, Ground floor



Photo 93

Dampness/Seepage on Wall No. 2 & 4 of Bathroom of Library, Ground floor

Pre - Condition Building Survey for Construction of Underground Stations from Chandpole to Bari Chouper and reversal line



Photo 94

Peeling of Plaster on Wall No. 3 of Room No. 4 of Library, Ground floor



Photo 95

Dampness/Seepage on Wall No. 4 of Room No. 6 of Library, Ground floor



Photo 96

Peeling of Plaster on Wall No. 1 of Room No. 6 of Library, Ground floor



Photo 97

Damaged Portion on Roof of Toilet No. 2 of Library, Ground floor



Photo 98

Dampness/Seepage on Wall No. 2 of Library of Ground floor



Photo 99

Damaged Portion on Wall No. 4 & 1 of Library of Ground floor

Pre - Condition Building Survey for Construction of Underground Stations from Chandpole to Bari Chouper and reversal line



Photo 100
Dampness/Seepage on Roof of Library of Ground floor



Photo 101
Dampness/Seepage on Roof of Toilet No. 3 of Library, Ground floor



Photo 102
Damaged Portion on Wall No. 2 & Shade of Open sky area of Library, Ground floor



Photo 103
Damaged Portion on Wall No. 2 of Open sky area of Library, Ground floor




Photo 104
Peeling of Plaster on Wall No. 1 of Open sky area of Library, Ground floor



Photo 105
Peeling of Plaster on Wall No. 4 of Gallery of Library, First Floor

Pre - Condition Building Survey for Construction of Underground Stations from Chandpole to Bari Chouper and reversal line



Photo 106

Damaged Portion on Wall No. 3 of Hall No. 1 of Library, First Floor



Photo 107

Peeling of Plaster on Wall No. 3 of Hall No. 1 of Library, First Floor



Photo 108

Peeling of Plaster on Wall No. 3 of Hall No. 1 of Library, First Floor



Photo 109

Damaged Portion on Wall No. 3 of Hall No. 1 of Library, First Floor



Photo 110

Peeling of Plaster on Wall No. 3 of Hall No. 2 of Library, First Floor



Photo 111

Dampness/Seepage on Roof of Hall No. 3 of Library, First Floor

Pre - Condition Building Survey for Construction of Underground Stations from Chandpole to Bari Chouper and reversal line



Photo 112

Dampness/Seepage on Wall No. 1 of Hall No. 3 of Library, First Floor



Photo 113

Dampness/Seepage on Wall No. 2 of Hall No. 3 of Library, First Floor



Photo 114

Damaged Portion on Roof of Hall No. 2 of Library, First Floor



Photo 115

Damaged Portion on Roof of Passage No.2 of Library, First Floor



Photo 116

Peeling of Plaster on Roof of Passage No.2 of Library, First Floor



Photo 117

Peeling of Plaster on Wall No. 4 of Passage No.2 of Library, First Floor

Pre - Condition Building Survey for Construction of Underground Stations from Chandpole to Bari Chouper and reversal line



Photo 118

Dampness/Seepage on Wall No. 3 of Hall No. 4 of Library, First Floor



Photo 119

Peeling of Plaster on Outer Wall Main gate of Hall No. 4 of Library, First Floor



Photo 120

Peeling of Plaster on Wall No. 4 of Hall No. 4 of Library, First Floor



Photo 121

Peeling of Plaster on Wall No. 3 of Passage of Library, First Floor



Photo 122

Peeling of Plaster on Wall No. 1 of Hall No. 5 of Library, First Floor



Photo 123

Peeling of Plaster on Wall No. 1 & Roof of Hall No. 5 of Library, First Floor

Pre - Condition Building Survey for Construction of Underground Stations from Chandpole to Bari Chouper and reversal line



Photo 124
Peeling of Plaster on Roof of Hall No. 5 of Library, First Floor



Photo 125
Dampness/Seepage on Roof & 4 of Passage No.3 of Library, First Floor



Photo 126
Peeling of Plaster on Floor of Hall No. 5 of Library, First Floor



Photo 127
Peeling of Plaster on Wall No. 4 of Hall No. 5 of Library, First Floor



Photo 128
Peeling of Plaster on Wall No. 4 of Hall No. 5 of Library, First Floor



Photo 129
Damaged Portion on Wall No. 2 of Hall No. 5 of Library, First Floor

Pre - Condition Building Survey for Construction of Underground Stations from Chandpole to Bari Chouper and reversal line



Photo 130

Exposed Reinforcement on Wall No. 2 of Gallery No.2 of Library, First Floor



Photo 131

Peeling of Plaster on Wall No. 1 of Hall No. 6 of Library, First Floor



Photo 132

Peeling of Plaster on Wall No. 1 of Hall No. 6 of Library, First Floor



Photo 133

Peeling of Plaster on Floor of Hall No. 6 of Library, First Floor



Photo 134

Dampness/Seepage on Roof of Hall No. 7 of Library, First Floor



Photo 135

Dampness/Seepage on Wall No. 2, 4 & Roof of Hall No. 7 of Library, First Floor

Pre - Condition Building Survey for Construction of Underground Stations from Chandpole to Bari Chouper and reversal line



Photo 136
Peeling of Plaster on Roof of Hall No. 7 of Library, First Floor



Photo 137
Peeling of Plaster on Roof of Hall No. 8 of Library, First Floor



Photo 138
Dampness/Seepage on Wall No. 2, 3 & Roof of Hall No. 8 of Library, First Floor



Photo 139
Dampness/Seepage on Wall No. 3 of Balcony of Library, First Floor



Photo 140
Damaged Portion on Wall No. 1 of Balcony of Library, First Floor




Photo 141
Dampness/Seepage on Wall No. 2, 4 & Roof of Balcony of Library, First Floor

Pre - Condition Building Survey for Construction of Underground Stations from Chandpole to Bari Chouper and reversal line



Photo 142

Dampness/Seepage on Wall No. 2, 3 & Roof of Balcony of Library, First Floor



Photo 143

Damaged Portion on Wall No. 1 of Gallery No.1 of Library, Second Floor



Photo 144

Peeling of Plaster on Wall No. 4 of of Library, Second Floor



Photo 145

Peeling of Plaster on Roof of Balcony of Library, Second Floor



Photo 146

Peeling of Plaster on Wall No. 2 of Balcony of Library, Second Floor



Photo 147

Peeling of Plaster on Wall No. 1 of Gallery No.3 of Library, Second Floor

Pre - Condition Building Survey for Construction of Underground Stations from Chandpole to Bari Chouper and reversal line



Photo 148

Peeling of Plaster on Wall No. 1 of Gallery No.5 of Library, Second Floor



Photo 149

Peeling of Plaster on Wall No. 2 of Gallery No.7 of Library, Second Floor



Photo 150

Peeling of Plaster on Wall No. 3 of Gallery No.8 of Library, Second Floor



Photo 151

Peeling of Plaster on Wall No. 4 of Gallery no.8 of Library, Second Floor



Photo 152

Damaged Portion on of Staircase FF to SF of Terrace



Photo 153

Peeling of Plaster on Wall No. 4 of Gallery No.4 of Second Floor

Pre - Condition Building Survey for Construction of Underground Stations from Chandpole to Bari Chouper and reversal line



Photo 154
Peeling of Plaster on Wall No. 1 of Shop No.204 B of Ground Floor



Photo 155
Peeling of Plaster on Wall No. 1 of Part B of Shop No.204 A of Ground Floor



Photo 156
Damaged Portion on Roof of Part B of Shop No.284 of Ground Floor



Photo 157
Damaged Portion on Roof of Part B of Shop No.284 of Ground Floor



Photo 158
Damaged Portion on Roof of Part B of Shop No.284 of Ground Floor



Photo 159
Peeling of Plaster on Wall No. 1 of Part B of Shop No.284 of Ground Floor

Pre - Condition Building Survey for Construction of Underground Stations from Chandpole to Bari Chouper and reversal line



Photo 160

Dampness/Seepage on Roof of Varanda of Shop No.284 of Ground Floor



Photo 161

Damaged Portion on Rightside external Column of Varanda of Shop No.284 of Ground Floor



Photo 162

Damaged Portion on Wall Left side Column of Varanda of Shop No.284 of Ground Floor



Photo 163

Dampness/Seepage on Roof of Varanda of Shop No.283 B of Ground Floor



Photo 164

Dampness/Seepage on Roof of Varanda of Shop No.283 A of Ground Floor



Photo 165

Dampness/Seepage on Roof of Varanda of Shop No.283 A of Ground Floor

Pre - Condition Building Survey for Construction of Underground Stations from Chandpole to Bari Chouper and reversal line



Photo 166

Damaged Portion on Roof of Varanda of Shop No.282 of Ground Floor



Photo 167

Dampness/Seepage on Roof of Varanda of Shop No.281 of Ground Floor



Photo 168

Plaster Crack on Roof of Varanda of Shop No.279 of Ground Floor



Photo 169

Exposed Reinforcement on Roof of Varanda of Shop No.277 of Ground Floor



Photo 170

Dampness/Seepage on Roof of Varanda of Shop No.277 of Ground Floor



Photo 171

Dampness/Seepage on Roof of Varanda of Shop No.277 of Ground Floor

Pre - Condition Building Survey for Construction of Underground Stations from Chandpole to Bari Chouper and reversal line



Photo 172

Peeling of Plaster on Right-side external Column of Varanda of Shop No.277 of Ground Floor



Photo 173

Dampness/Seepage on Roof of Varanda of Shop No.276 of Ground Floor



Photo 174

Peeling of Plaster on External Beam of Varanda of Shop No.276 of Ground Floor



Photo 175

Peeling of Plaster on Roof of Shop No.209 of Ground Floor



Photo 176

Peeling of Plaster on Floor of Shop No.209 of Ground Floor



Photo 177

Peeling of Plaster on Roof of Part A of Shop No.210 of Upper Ground Floor

Pre - Condition Building Survey for Construction of Underground Stations from Chandpole to Bari Chouper and reversal line



Photo 178

Peeling of Plaster on Wall No. 4 of Part A of Shop No.210 of Upper Ground Floor



Photo 179

Peeling of Plaster on Roof of Part B of Shop No.210 of Upper Ground Floor



Photo 180

Peeling of Plaster on Wall No. 4 of Part B of Shop No.210 of Upper Ground Floor



Photo 181

Wall No. 2 & 4 of Library of Library, Ground floor Covered With almira



Photo 182

Wall No. 1 of Varanda No.2 of Library, Ground floor Covered With Almira



Photo 183

Wall No. 2, 3 & 4 of Library of Ground floor Covered With Almira

Pre - Condition Building Survey for Construction of Underground Stations from Chandpole to Bari Chouper and reversal line



Photo 184

All walls of Room No. 3 of Library, Ground floor Covered With Material



Photo 185

All walls of Toilet No. 1 of Library, Ground floor Half Covered With Tiles



Photo 186

All walls of of Library, Ground floor Half Covered With Tiles



Photo 187

Wall No. 2 of Varanda No.5 of Library, Ground floor Bottam Portion Covered With Almira



Photo 188

Wall No. 4 of Varanda No.5 of Library, Ground floor Bottam Portion Covered With Almira



Photo 189

All walls of Room No. 4 of Library, Ground floor Covered with Books

Pre - Condition Building Survey for Construction of Underground Stations from Chandpole to Bari Chouper and reversal line



Photo 190

Floor of Varanda No.4 of Library, Ground floor Covered With plastic Net



Photo 191

Wall No. 2 of Room No. 6 of Library, Ground floor Covered with Almira



Photo 192

Room No. 7 of Library, Ground floor Locked



Photo 193

All walls & Floor of Toilet No. 2 of Library, Ground floor Covered With tiles



Photo 194

All walls & Floor of Toilet No. 3 of Library, Ground floor Covered With tiles



Photo 195

Room No. 3 of Library, Ground floor Locked

Pre - Condition Building Survey for Construction of Underground Stations from Chandpole to Bari Chouper and reversal line



Photo 196
Room No. 1 of First Floor Locked



Photo 197
Room No. 2 of First Floor Locked



Photo 198
All walls of Hall No. 2 of Library, First Floor Covered With Almira



Photo 199
All walls of Hall No. 2 of Library, First Floor Covered With Material



Photo 200
All walls of Gallery No.2 of Library, First Floor Covered With Almira



Photo 201
Room No. 3 of Library, First Floor Locked

Pre - Condition Building Survey for Construction of Underground Stations from Chandpole to Bari Chouper and reversal line



Photo 202

All Walls of Shop No.208 of Ground Floor Covered With Wooden Racks & Material



Photo 203

Wall No. 1, 2, 4 & Roof of Shop No.207 of Ground Floor Covered With Wooden Racks & Material



Photo 204

Wall No. 1, 2, 4 & Roof of Shop No.206 of Ground Floor Covered With Wooden Racks & Material



Photo 205

Wall No. 1, 2 & 4 of Shop No.205 of Ground Floor Covered With Wooden Racks & Material




Photo 206

Wall No. 4 of Shop No.204 B of Ground Floor Covered With Material



Photo 207

Shop No.204 B of Basement Not Permitted

Pre - Condition Building Survey for Construction of Underground Stations from Chandpole to Bari Chouper and reversal line



Photo 208

Wall No. 1, 2 & 4 of Part A of Shop No. 204 A of Ground Floor Covered With Material



Photo 209

Wall No. 1, 2 & 4 of Part B of Shop No. 204 A of Ground Floor Covered With Material



Photo 210

All Walls of Shop No. 285 B of Ground Floor Covered With Wooden Racks & Material



Photo 211

All Walls of Shop No. 285 A of Ground Floor Covered With Wooden Racks & Material



Photo 212

Wall No. 1 & 4 of Part B of Shop No. 284 of Ground Floor View of Shop



Photo 213

Wall No. 2 & 4 of Part B of Shop No. 284 of Ground Floor View of Shop

Pre - Condition Building Survey for Construction of Underground Stations from Chandpole to Bari Chouper and reversal line



Photo 214

Wall No. 1 & 4 of Part A of Shop No.284 of Lower Portion Covered With Material



Photo 215

Wall No. 2 & 4 of Part A of Shop No.284 of Lower Portion Covered With Material



Photo 216

All Walls of Shop No.283 B of Ground Floor Covered With Wooden Racks & Material



Photo 217

All Walls of Shop No.283 A of Ground Floor Covered With Wooden Racks & Material



Photo 218

Wall No. 1 of Shop No.282 of Ground Floor Covered With Wooden Racks & Material




Photo 219

Wall No. 4 of Shop No.282 of Ground Floor Covered With Wooden Racks & Material

Pre - Condition Building Survey for Construction of Underground Stations from Chandpole to Bari Chouper and reversal line



Photo 220

Wall No. 2 of Shop No.282 of Ground Floor Covered With Wooden Racks & Material



Photo 221

Wall No. 1 of Shop No.281 of Ground Floor Covered With Wooden Racks & Material



Photo 222

Wall No. 4 of Shop No.281 of Ground Floor Covered With Wooden Racks & Material



Photo 223

Wall No. 2 of Shop No.281 of Ground Floor Covered With Wooden Racks & Material



Photo 224

Roof of Shop No.281 of Ground Floor Covered With Wooden Work



Photo 225

Wall No. 2 of Part A of Shop No.279 of Ground Floor Covered With Wooden Racks & Material

Pre - Condition Building Survey for Construction of Underground Stations from Chandpole to Bari Chouper and reversal line



Photo 226

Wall No. 4 of Part B of Shop No.279 of Ground Floor Covered With Material



Photo 227

All Walls of Shop No.279 of Upper Ground Floor Covered With Material



Photo 228

Wall No. 1 of Part A of Shop No.277 of Ground Floor Covered With Wooden Racks & Material




Photo 229

Wall No. 2 of Part A of Shop No.277 of Ground Floor Covered With Wooden Racks & Material



Photo 230

Wall No. 1 of Part B of Shop No.277 of Ground Floor Covered With Wooden Racks & Material



Photo 231

Wall No. 2 of Part B of Shop No.277 of Ground Floor Covered With Wooden Racks & Material

Pre - Condition Building Survey for Construction of Underground Stations from Chandpole to Bari Chouper and reversal line



Photo 232

All Walls of Part C of Shop No.277 of Ground Floor Covered With Wooden Racks & Material



Photo 233

All Walls of Shop No.276 of Upper Ground Floor Covered With Material



Photo 234

All Walls of Shop No.209 of Ground Floor Covered With Material



Photo 235

All Walls of Shop No.210 of Ground Floor Covered With Material

Pre - Condition Building Survey for Construction of Underground Stations from Chandpole to Bari Chouper and reversal line



Shop No 272-275
Tripolia Bazar Jaipur
Jaipur
Unique ID: CC BC DN 0031

Report Number: AIMIL/ESG/JMCEC/CC BC DN 0031/01, Rev. 00, Dated: January 2014

Building Owner
Contractor

Various Owners
CEC

Client
Sub-Contractor

JMRC Limited
AIMIL Limited

Pre - Condition Building Survey for Construction of Underground Stations from Chandpole to Bari Chouper and reversal line

Table of Contents

S.No.	Particulars	Page No.
1	Introduction	2
2	Survey Details	2
3	About the Structure	3
4	Building Ownership Details	3
5	Project Details	4
6	General Building Details	4
7	Summary of Cracks	5
8	Summary of Defects other than Cracks	
9	Summary of Areas that Could not be surveyed	
10	Defect Photographs	
11	Schematic Diagram of Building	

Introduction

The Jaipur Metro Rail is being constructed to provide the city of Jaipur with a modern and technologically advanced Transit System, to provide a safe and well connected means of transport that reduces traffic congestion. The project consists of two corridors with underground and elevated sections.

The construction of underground rail and road infrastructures in metropolitan and cosmopolitan cities are mostly through developed area under challenging soil conditions.

The alignment of structure is passing through densely inhabited areas, many structures are falling in the zone of influence of construction activities. It is required to carry out the pre-condition survey of those structures. The scope of work of this survey includes carrying out pre-condition survey of those structures.

Survey Details

S.No.	Head	Particulars	Signatures
1	Date of Survey	12/12/2013	
2	AIMIL Representative		
3	CEC Representative		
4	Structural Designer of CEC		
5	JMRC/DMRC Representative		

Pre - Condition Building Survey for Construction of Underground Stations from Chandpole to Bari Chouper and reversal line

About the Structure

The structure under consideration is a Single Load Bearing Structure having 1 floor. The structure was constructed in year 1860 and is 153 years old.

There are 69 defects in the structure out of which 12 are cracks. Category wise distribution of cracks is given in the table below. Overall the Building can be categorised in Category II (Slight)

Category	Number of Cracks	% of Total Cracks
Negligible (< 0.1mm)	0	0%
Very Slight (0.1 to 1mm)	9	75%
Slight (1 to 5mm)	3	25%
Moderate (5 to 15mm)	0	0%
Severe (15 to 25mm)	0	0%
Very Severe (>25mm)	0	0%

The average width of cracks is 0.78mm and average length of cracks is 2.43m. The maximum crack width is 3mm and minimum width is 0.1mm.

Building Ownership Details			
Unique ID/Sub ID	Premises Name	Owner	Signatures
CC-BC/DL/0031-275B	Mohan Lal & Sons		
CC-BC/DL/0031-275A	Radha Gobind Art & Frame		
CC-BC/DL/0031-274B	Shri Kishan & Sons		
CC-BC/DL/0031-274A	R.K. Brothers		
CC-BC/DL/0031-273-A	K.J. Traders		
CC-BC/DL/0031-273-B	Sudhir & Brothers & Book Saler		
CC-BC/DL/0031-272	Damodar Radhe Shyam Kagadi		
CC-BC/DL/0031-272-275			

Pre - Condition Building Survey for Construction of Underground Stations from Chandpole to Bari Chouper and reversal line

Project Details		
S. No.	Head	Particulars
1	Project	Jaipur Metro Rail Project
2	Section	Chandpole to Bari Chaupar
3	Client	JMRC Limited
4	Consultant	DMRC Limited
5	Contractor	CEC
6	Design Consultant of Contractor	Omikron Kappa - Indus Consultrans JV
7	Sub-Contractor	AIMIL Limited
8	Subject	Pre-Condition Survey Report

General Building Details (As informed verbally by Building Owner)		
S. No.	Head	Particulars
1	Building Name	Shop No 272-275
2	Building Address	Tripolia Bazar Jaipur
3	Year of Construction	1860
4	Number of Floors	G
5	Number of Basements	None
6	Type of Building	Commercial
7	Approximate Height	3m
8	Approximate Area	Not Known
9	Age of Building	153 years
10	Type of Structure	Load Bearing Structure
11	Type of Foundation	Not Known
12	Number of Bore Wells	None
13	Depth and Diameter of Bore	N.A
14	Roadways	One side
15	Presence of Equipment/Machines	None

Pre - Condition Building Survey for Construction of Underground Stations from Chandpole to Bari Chouper and reversal line

Summary of Cracks						
Defect ID	Location	Orientation	Appx. Width (mm)	Appx. Length (m)	Category	Photo No.
1	Roof Varanda of Shop No.275 Ground Floor	Horizontal	2	2.5	Slight	9
2	Roof Varanda of Shop No.275 Ground Floor	Horizontal	0.1	2.5	Very Slight	10
3	Roof Varanda of Shop No.275 A Ground Floor	Horizontal	0.5	2.5	Very Slight	11
4	Roof Varanda of Shop No.274 A Ground Floor	Horizontal	3	2.2	Slight	12
5	Roof Varanda of Shop No.273 A Ground Floor	Horizontal	1	2	Slight	13
6	Wall No. 4 Room No. 6 First Floor	Inclined	0.5	1.6	Very Slight	14
7	Roof Room No. 7 First Floor	Horizontal	0.4	2.5	Very Slight	15
8	Wall No. 1 Passage First Floor	Vertical	0.25	1.7	Very Slight	16, 16A
9	Roof Hall No. 1 Second Floor	Horizontal	0.4	4	Very Slight	17
10	Wall No. 2 Hall No. 1 Second Floor	Inclined	0.3	3.5	Very Slight	18, 18A
11	Wall No. 4 Staircase Area Second Floor	Vertical	0.5	1.5	Very Slight	19
12	Wall No. 1 Hall No. 1 Second Floor	Vertical	0.4	2.7	Very Slight	20, 20A

Summary of Defects Other Than Crack			
Defect ID	Location	Description	Photo No.
13	Roof Varanda of Shop No.275 Ground Floor	Dampness/Seepage	21
14	Roof Varanda of Shop No.275 Ground Floor	Damaged Portion	22
15	Roof Varanda of Shop No.275 A Ground Floor	Peeling of Plaster	23
16	Wall No. 3 Part B of Shop No.274 B Ground Floor	Peeling of Plaster	24
17	Left side External Column Varanda of Shop No.274 A Ground Floor	Damaged Portion	25
18	Roof Varanda of Shop No.274 A Ground Floor	Dampness/Seepage	26
19	Roof Varanda of Shop No.274 A Ground Floor	Damaged Portion	27
20	Left side External Column Varanda of Shop No.274 A Ground Floor	Peeling of Plaster	28
21	Roof Part B of Shop No.273 B Ground Floor	Peeling of Plaster	29
22	Roof Varanda of Shop No.273 B Ground Floor	Dampness/Seepage	30
23	Wall No. 4 Part B of Shop No.273 A Ground Floor	Damaged Portion	31
24	Roof Part B of Shop No.273 A Ground Floor	Damaged Portion	32
25	Roof Part C of Shop No.273 A Ground Floor	Damaged Portion	33
26	Wall No. 3 Part C of Shop No.273 A Ground Floor	Peeling of Plaster	34
27	Wall No. 1 Part C of Shop No.273 A Ground Floor	Peeling of Plaster	35
28	Floor Part C of Shop No.273 A Ground Floor	Damaged Portion	36
29	Floor Part B of Shop No.273 A Ground Floor	Damaged Portion	37
30	Roof Varanda of Shop No.273 A Ground Floor	Dampness/Seepage	38
31	Roof Varanda of Shop No.273 A Ground Floor	Damaged Portion	39
32	Roof Temple First Floor	Peeling of Plaster	40
33	Wall No. 4 Temple First Floor	Damaged Portion	41
34	Room No. 1 First Floor	Peeling of Plaster	42
35	Roof Beam Room No. 3 First Floor	Peeling of Plaster	43
36	Roof Room No. 5 First Floor	Peeling of Plaster	44
37	Wall No. 4 Room No. 5 First Floor	Peeling of Plaster	45
38	Wall No. 1 Room No. 5 First Floor	Peeling of Plaster	46
39	Wall No. 3 Room No. 5 First Floor	Peeling of Plaster	47

40	Wall No. 2 Room No. 5 First Floor	Peeling of Plaster	48
41	Wall No. 2 & 3 Room No. 6 First Floor	Dampness/Seepage	49
42	Roof Room No. 7 First Floor	Peeling of Plaster	50
43	Wall No. 2 Room No. 7 First Floor	Peeling of Plaster	51
44	Roof Hall No. 1 First Floor	Dampness/Seepage	52
45	Roof Passage First Floor	Dampness/Seepage	53
46	Wall No. 2 Passage First Floor	Dampness/Seepage	54
47	Roof Passage First Floor	Damaged Portion	55
48	Wall No. 1 Passage First Floor	Peeling of Plaster	56
49	Wall No. 1 House No.843,844 First Floor	Damaged Portion	57
50	Wall No. 1 Staircase No.2 First Floor	Peeling of Plaster	58
51	Wall No. 2 Staircase No.2 First Floor	Peeling of Plaster	59
52	Roof Staircase No.2 First Floor	Dampness/Seepage	60
53	Wall No. 1 Staircase No.2 First Floor	Peeling of Plaster	61
54	Wall No. Steps Staircase No.2 First Floor	Damaged Portion	62
55	Roof Passage First Floor	Peeling of Plaster	63
56	Wall No. 1 Staircase No.1 First Floor	Peeling of Plaster	64
57	Room No. 1 Second Floor	Peeling of Plaster	65
58	Roof Lobby of House No.843,844 Second Floor	Peeling of Plaster	66
59	Roof Lobby of House No.843,844 Second Floor	Dampness/Seepage	67
60	Wall No. 1 Hall No. 1 Second Floor	Peeling of Plaster	68
61	Floor Hall No. 1 Second Floor	Peeling of Plaster	69
62	Wall No. 4 Open Area Second Floor	Peeling of Plaster	70
63	Wall No. 3 Open Area Second Floor	Peeling of Plaster	71
64	Outer wall Toilet No. 2 Second Floor	Peeling of Plaster	72
65	Shade Hall No. 2 Second Floor	Damaged Portion	73
66	External Façade of House No.843,844 Second Floor	Peeling of Plaster	74
67	External Façade of House No.843,844 Second Floor	Damaged Portion	75
68	Roof Shade & Front side House No.843,844 Second Floor	Peeling of Plaster	76
69	Front side Wall External Façade House No.843-844,Second Floor	Peeling of Plaster	77

Summary of Areas that Could not be Surveyed			
Serial No.	Location	Description	Photo No.
1	All Walls Shop No.275 Ground Floor	Covered With Wooden Rack & Material	78
2	Roof Shop No.275 Ground Floor	Covered With Wooden Work	79
3	All Walls Shop No.275 A Ground Floor	Covered With Wooden Rack & Material	80
4	Roof Shop No.275 A Ground Floor	Covered With Wooden Work	81
5	Wall No. 1, 2, 4 & B Part A of Shop No.274 B Ground Floor	Covered With Wooden Racks & Material	82
6	Roof Part A of Shop No.274 B Ground Floor	Covered With Wooden Work	83
7	Wall No. 2 & 4 Part B of Shop No.274 B Ground Floor	Covered With Material	84
8	Wall No. 1 Part B of Shop No.274 B Ground Floor	Covered With Wooden Work & Material	85
9	All Walls & Roof Shop No.274 A Ground Floor	Covered With Wooden Work & Material	86
10	All Walls Part A of Shop No.273 B Ground Floor	Covered With Wooden Work & Material	87
11	All Walls Part C of Shop No.273 B Upper Ground Floor	Covered With Wooden Work & Material	88
12	All Walls Part C of Shop No.273 B Lower Ground Floor	Covered With Wooden Work & Material	89
13	All Walls Part C of Shop No.273 B Ground Floor	Covered With Wooden Work & Material	90
14	All Walls & Roof Part A of Shop No.273 A Ground Floor	Covered With Wooden Work & Material	91
15	Wall No. 2 Part C of Shop No.273 A Ground Floor	Covered With Wooden Work & Material	92
16	Wall No. 1 & 2 Part B of Shop No.273 A Ground Floor	Covered With Wooden Work & Material	93

17	Shop No.272 Ground Floor	Locked	94
18	All walls Room No. 1 First Floor		95
19	Wall No. 4 Room No. 2 First Floor		96
20	Wall No. 1 & 2 Temple First Floor		97
21	Room No. 2 First Floor	Locked	98
22	Room No. 4 First Floor	Locked	99
23	All walls Toilet No. 3 First Floor	Covered With Tiles	100
24	All walls Toilet No. 1 First Floor		101
25	Roof Room No. 1 Second Floor	Covered With Falls Ceiling	102
26	Wall No. 2 Room No. 1 Second Floor	Covered With Photo	103
27	All walls Hall No. 1 Second Floor	Covered With Tiles	104
28	All walls Toilet No. 2 Second Floor	Covered With tiles	105
29	Hall No. 2 Second Floor	Locked	106



Pre - Condition Building Survey for Construction of Underground Stations from Chandpole to Bari Chouper and reversal line



Photo 1
View of House No.843 & 844



Photo 2
View of Shop No.275, Ground Floor



Photo 3
View of Shop No.275 A Radha Gobind Art & Frame, Ground Floor



Photo 4
View of Shop No.274 B, Ground Floor



Photo 5
View of Shop No.274 A, Ground Floor



Photo 6
View of Shop No.273 B, Ground Floor

Pre - Condition Building Survey for Construction of Underground Stations from Chandpole to Bari Chouper and reversal line



Photo 7
View of Shop No.273 A, Ground Floor



Photo 8
First Floor



Photo 9
Horizontal Crack on Roof of Varanda of Shop No.275, Ground Floor, Approx. Width = 2mm, Approx. Length = 2.5m. Distance from Back of Right External Column = 0m, Height from Floor = 3m.



Photo 10
Horizontal Crack on Roof of Varanda of Shop No.275, Ground Floor, Approx. Width = 0.1mm, Approx. Length = 2.5m. Distance from Left External Column = 1.5m, Height from Floor = 3m.



Photo 11
Horizontal Crack on Roof of Varanda of Shop No.275 A, Ground Floor, Approx. Width = 0.5mm, Approx. Length = 2.5m. Distance from Back of Left External Column = 0m, Height from Floor = 3m.



Photo 12
Horizontal Crack on Roof of Varanda of Shop No.274 A, Ground Floor, Approx. Width = 3mm, Approx. Length = 2.2m. Distance from Back of Left External Column = 0m, Height from Floor = 3m.

Pre - Condition Building Survey for Construction of Underground Stations from Chandpole to Bari Chouper and reversal line



Photo 13

Horizontal Crack on Roof of Varanda of Shop No.273 A, Ground Floor, Approx. Width = 1mm, Approx. Length = 2m. Distance from Back of Left External Column = 0m, Height from Floor = 3m.




Photo 14

Inclined Crack on Wall No. 4 of Room No. 6, First Floor, Approx. Width = 0.5mm, Approx. Length = 1.6m. Distance from Wall No.1 = 1m, Height from Floor = 2.1m.



Photo 15

Horizontal Crack on Roof of Room No. 7, First Floor, Approx. Width = 0.4mm, Approx. Length = 2.5m. Distance from Wall No.2 = 1.2m, Height from Floor = 3m.



Photo 16

Vertical Crack on Wall No. 1 of Passage, First Floor, Approx. Width = 0.25mm, Approx. Length = 1.7m. Distance from Wall No.1 = 5m, Height from Floor = 1.3m.



Photo 16A

Vertical Crack on Wall No. 1 of Passage, First Floor, Approx. Width = 0.25mm, Approx. Length = 1.7m. Distance from Wall No.1 = 5m, Height from Floor = 1.3m.



Photo 16A

Vertical Crack on Wall No. 1 of Passage, First Floor, Approx. Width = 0.25mm, Approx. Length = 1.7m. Distance from Wall No.1 = 5m, Height from Floor = 1.3m.

Pre - Condition Building Survey for Construction of Underground Stations from Chandpole to Bari Chouper and reversal line



Photo 17

Horizontal Crack on Roof of Hall No. 1, Second Floor, Approx. Width = 0.4mm, Approx. Length = 4m. Distance from Wall no.1 = 2.5m, Height from Floor = 3m.



Photo 18

Inclined Crack on Wall No. 2 of Hall No. 1, Second Floor, Approx. Width = 0.3mm, Approx. Length = 3.5m. Distance from Wall No.3 = 1.8m, Height from Floor = 1.3m.



Photo 18A

Inclined Crack on Wall No. 2 of Hall No. 1, Second Floor, Approx. Width = 0.3mm, Approx. Length = 3.5m. Distance from Wall No.3 = 1.8m, Height from Floor = 1.3m.



Photo 19

Vertical Crack on Wall No. 4 of Staircase Area, Second Floor, Approx. Width = 0.5mm, Approx. Length = 1.5m. Distance from Wall no.2 = 1.8m, Height from Floor = 2.2m.



Photo 20

Vertical Crack on Wall No. 1 of Hall No. 1, Second Floor, Approx. Width = 0.4mm, Approx. Length = 2.7m. Distance from Wall No.4 = 0.2m, Height from Floor = 0.3m.



Photo 20A

Vertical Crack on Wall No. 1 of Hall No. 1, Second Floor, Approx. Width = 0.4mm, Approx. Length = 2.7m. Distance from Wall No.4 = 0.2m, Height from Floor = 0.3m.

Pre - Condition Building Survey for Construction of Underground Stations from Chandpole to Bari Chouper and reversal line



Photo 21

Dampness/Seepage on Roof of Varanda of Shop No.275 of Ground Floor



Photo 22

Damaged Portion on Roof of Varanda of Shop No.275 of Ground Floor



Photo 23

Peeling of Plaster on Roof of Varanda of Shop No.275 A of Ground Floor



Photo 24

Peeling of Plaster on Wall No. 3 of Part B of Shop No.274 B of Ground Floor



Photo 25

Damaged Portion on Left side External Column of Varanda of Shop No.274 A of Ground Floor



Photo 26

Dampness/Seepage on Roof of Varanda of Shop No.274 A of Ground Floor

Pre - Condition Building Survey for Construction of Underground Stations from Chandpole to Bari Chouper and reversal line



Photo 27

Damaged Portion on Roof of Varanda of Shop No.274 A of Ground Floor



Photo 28

Peeling of Plaster on Left side External Column of Varanda of Shop No.274 A of Ground Floor



Photo 29

Peeling of Plaster on Roof of Part B of Shop No.273 B of Ground Floor



Photo 30

Dampness/Seepage on Roof of Varanda of Shop No.273 B of Ground Floor



Photo 31

Damaged Portion on Wall No. 4 of Part B of Shop No.273 A of Ground Floor



Photo 32

Damaged Portion on Roof of Part B of Shop No.273 A of Ground Floor

Pre - Condition Building Survey for Construction of Underground Stations from Chandpole to Bari Chouper and reversal line



Photo 33

Damaged Portion on Roof of Part C of Shop No.273 A of Ground Floor



Photo 34

Peeling of Plaster on Wall No. 3 of Part C of Shop No.273 A of Ground Floor



Photo 35

Peeling of Plaster on Wall No. 1 of Part C of Shop No.273 A of Ground Floor



Photo 36

Damaged Portion on Floor of Part C of Shop No.273 A of Ground Floor



Photo 37

Damaged Portion on Floor of Part B of Shop No.273 A of Ground Floor



Photo 38

Dampness/Seepage on Roof of Varanda of Shop No.273 A of Ground Floor

Pre - Condition Building Survey for Construction of Underground Stations from Chandpole to Bari Chouper and reversal line



Photo 39

Damaged Portion on Roof of Varanda of Shop No.273 A of Ground Floor



Photo 40

Peeling of Plaster on Roof of Temple of First Floor



Photo 41

Damaged Portion on Wall No. 4 of Temple of First Floor



Photo 42

Peeling of Plaster on of Room No. 1 of First Floor




Photo 43

Peeling of Plaster on Roof Beam of Room No. 3 of First Floor



Photo 44

Peeling of Plaster on Roof of Room No. 5 of First Floor

Pre - Condition Building Survey for Construction of Underground Stations from Chandpole to Bari Chouper and reversal line



Photo 45

Peeling of Plaster on Wall No. 4 of Room No. 5 of First Floor



Photo 46

Peeling of Plaster on Wall No. 1 of Room No. 5 of First Floor



Photo 47

Peeling of Plaster on Wall No. 3 of Room No. 5 of First Floor



Photo 48

Peeling of Plaster on Wall No. 2 of Room No. 5 of First Floor



Photo 49

Dampness/Seepage on Wall No. 2 & 3 of Room No. 6 of First Floor



Photo 50

Peeling of Plaster on Roof of Room No. 7 of First Floor

Pre - Condition Building Survey for Construction of Underground Stations from Chandpole to Bari Chouper and reversal line



Photo 51
Peeling of Plaster on Wall No. 2 of Room No. 7 of First Floor



Photo 52
Dampness/Seepage on Roof of Hall No. 1 of First Floor



Photo 53
Dampness/Seepage on Roof of Passage of First Floor



Photo 54
Dampness/Seepage on Wall No. 2 of Passage of First Floor



Photo 55
Damaged Portion on Roof of Passage of First Floor



Photo 56
Peeling of Plaster on Wall No. 1 of Passage of First Floor

Pre - Condition Building Survey for Construction of Underground Stations from Chandpole to Bari Chouper and reversal line



Photo 57

Damaged Portion on Wall No. 1 of House No.843,844 of First Floor



Photo 58

Peeling of Plaster on Wall No. 1 of Staircase No.2 of First Floor



Photo 59

Peeling of Plaster on Wall No. 2 of Staircase No.2 of First Floor



Photo 60

Dampness/Seepage on Roof of Staircase No.2 of First Floor



Photo 61

Peeling of Plaster on Wall No. 1 of Staircase No.2 of First Floor



Photo 62

Damaged Portion on Steps of Staircase No.2 of First Floor

Pre - Condition Building Survey for Construction of Underground Stations from Chandpole to Bari Chouper and reversal line



Photo 63
Peeling of Plaster on Roof of Passage of First Floor



Photo 64
Peeling of Plaster on Wall No. 1 of Staircase No.1 of First Floor



Photo 65
Peeling of Plaster of Room No. 1 of Second Floor



Photo 66
Peeling of Plaster on Roof of Lobby of House No.843,844 of Second Floor



Photo 67
Dampness/Seepage on Roof of Lobby of House No.843,844 of Second Floor



Photo 68
Peeling of Plaster on Wall No. 1 of Hall No. 1 of Second Floor

Pre - Condition Building Survey for Construction of Underground Stations from Chandpole to Bari Chouper and reversal line

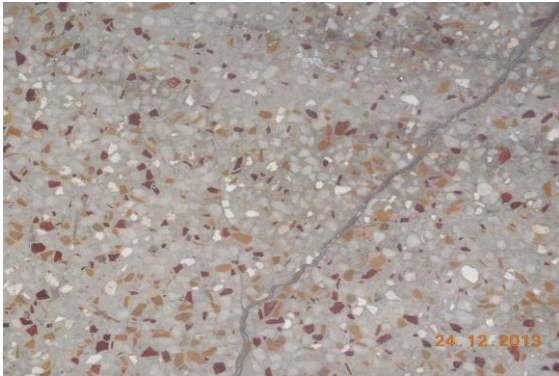


Photo 69
Peeling of Plaster on Floor of Hall No. 1 of Second Floor



Photo 70
Peeling of Plaster on Wall No. 4 of Open Area of Second Floor



Photo 71
Peeling of Plaster on Wall No. 3 of Open Area of Second Floor



Photo 72
Peeling of Plaster on Outer wall of Toilet No. 2 of Second Floor



Photo 73
Damaged Portion on Shade of Hall No. 2 of Second Floor



Photo 74
Peeling of Plaster of External Façade of House No.843,844 of Second Floor

Pre - Condition Building Survey for Construction of Underground Stations from Chandpole to Bari Chouper and reversal line



Photo 75

Damaged Portion of External Façade of House No.843,844 of Second Floor



Photo 76

Peeling of Plaster on Roof Shade & Front side of House No.843,844 of Second Floor



Photo 77

Peeling of Plaster on Front side Wall of External Façade of House No.843-844, Second Floor



Photo 78

All Walls of Shop No.275 of Ground Floor Covered With Wooden Rack & Material




Photo 79

Roof of Shop No.275 of Ground Floor Covered With Wooden Work



Photo 80

All Walls of Shop No.275 A of Ground Floor Covered With Wooden Rack & Material

Pre - Condition Building Survey for Construction of Underground Stations from Chandpole to Bari Chouper and reversal line



Photo 81

Roof of Shop No. 275 A of Ground Floor Covered With Wooden Work



Photo 82

Wall No. 1, 2, 4 & B of Part A of Shop No. 274 B of Ground Floor Covered With Wooden Racks & Material



Photo 83

Roof of Part A of Shop No. 274 B of Ground Floor Covered With Wooden Work



Photo 84

Wall No. 2 & 4 of Part B of Shop No. 274 B of Ground Floor Covered With Material




Photo 85

Wall No. 1 of Part B of Shop No. 274 B of Ground Floor Covered With Wooden Work & Material



Photo 86

All Walls & Roof of Shop No. 274 A of Ground Floor Covered With Wooden Work & Material

Pre - Condition Building Survey for Construction of Underground Stations from Chandpole to Bari Chouper and reversal line



Photo 87

All Walls of Part A of Shop No.273 B of Ground Floor Covered With Wooden Work & Material



Photo 88

All Walls of Part C of Shop No.273 B of Upper Ground Floor Covered With Wooden Work & Material



Photo 89

All Walls of Part C of Shop No.273 B of Lower Ground Floor Covered With Wooden Work & Material



Photo 90

All Walls of Part C of Shop No.273 B of Ground Floor Covered With Wooden Work & Material



Photo 91

All Walls & Roof of Part A of Shop No.273 A of Ground Floor Covered With Wooden Work & Material



Photo 92

Wall No. 2 of Part C of Shop No.273 A of Ground Floor Covered With Wooden Work & Material

Pre - Condition Building Survey for Construction of Underground Stations from Chandpole to Bari Chouper and reversal line



Photo 93

Wall No. 1 & 2 of Part B of Shop No.273 A of Ground Floor Covered With Wooden Work & Material



Photo 94

Shop No.272 of Ground Floor Locked



Photo 95

All walls of Room No. 1 of First Floor



Photo 96

Wall No. 4 of Room No. 2 of First Floor



Photo 97

Wall No. 1 & 2 of Temple of First Floor



Photo 98

Room No. 2 of First Floor Locked

Pre - Condition Building Survey for Construction of Underground Stations from Chandpole to Bari Chouper and reversal line



Photo 99
Room No. 4 of First Floor Locked



Photo 100
All walls of Toilet No. 3 of First Floor Covered With Tiles



Photo 101
All walls of Toilet No. 1 of First Floor



Photo 102
Roof of Room No. 1 of Second Floor Covered With Falls Ceiling




Photo 103
Wall No. 2 of Room No. 1 of Second Floor Covered With Photo



Photo 104
All walls of Hall No. 1 of Second Floor Covered With Tiles

Pre - Condition Building Survey for Construction of Underground Stations from Chandpole to Bari Chouper and reversal line



Photo 105

All walls of Toilet No. 2 of Second Floor Covered With tiles



Photo 106

Hall No. 2 of Second Floor Locked

Pre - Condition Building Survey for Construction of Underground Stations from Chandpole to Bari Chouper and reversal line



House No. 846
Tripola Bazar
Jaipur
Unique ID: CC BC DN 0032

Report Number: AIMIL/ESG/JMCEC/CC BC DN 0032/01, Rev. 00, Dated: January 2014

Building Owner
Contractor

Mr. Shyam
CEC

Client
Sub-Contractor

JMRC Limited
AIMIL Limited

Pre - Condition Building Survey for Construction of Underground Stations from Chandpole to Bari Chouper and reversal line

Table of Contents

S.No.	Particulars	Page No.
1	Introduction	2
2	Survey Details	2
3	About the Structure	3
4	Building Ownership Details	3
5	Project Details	4
6	General Building Details	4
7	Summary of Cracks	5
8	Summary of Defects other than Cracks	
9	Summary of Areas that Could not be surveyed	
10	Defect Photographs	
11	Schematic Diagram of Building	

Introduction

The Jaipur Metro Rail is being constructed to provide the city of Jaipur with a modern and technologically advanced Transit System, to provide a safe and well connected means of transport that reduces traffic congestion. The project consists of two corridors with underground and elevated sections.

The construction of underground rail and road infrastructures in metropolitan and cosmopolitan cities are mostly through developed area under challenging soil conditions.

The alignment of structure is passing through densely inhabited areas, many structures are falling in the zone of influence of construction activities. It is required to carry out the pre-condition survey of those structures. The scope of work of this survey includes carrying out pre-condition survey of those structures.

Survey Details

S.No.	Head	Particulars	Signatures
1	Date of Survey	23/12/2012	
2	AIMIL Representative		
3	CEC Representative		
4	Structural Designer of CEC		
5	JMRC/DMRC Representative		

Pre - Condition Building Survey for Construction of Underground Stations from Chandpole to Bari Chouper and reversal line

About the Structure

The structure under consideration is a Multi Story Load Bearing Structure having 4 floors. The structure was constructed in year 1763 and is 250 years old.

There are 129 defects in the structure out of which 16 are cracks. Category wise distribution of cracks is given in the table below. Overall the Building can be categorised in Category II (Slight)

Category	Number of Cracks	% of Total Cracks
Negligible (< 0.1mm)	0	0%
Very Slight (0.1 to 1mm)	10	62.50%
Slight (1 to 5mm)	6	37.50%
Moderate (5 to 15mm)	0	0%
Severe (15 to 25mm)	0	0%
Very Severe (>25mm)	0	0%

The average width of cracks is 0.91mm and average length of cracks is 1.97m. The maximum crack width is 3mm and minimum width is 0.25mm.

Building Ownership Details			
Unique ID/Sub ID	Premises Name	Owner	Signatures
CC-BC/DL/0032-271B-271A	Narsinh Lal Shyam Lal		
CC-BC/DL/0032-271-FF-SF	Tadkeshwar Mahadev Mandir		
CC-BC/DL/0032-270-1	Gulam Ali Chashme Wale		
CC-BC/DL/0032-270-2	Kausar Opticals		
CC-BC/DL/0032-FF-TF	House No. 846		

Pre - Condition Building Survey for Construction of Underground Stations from Chandpole to Bari Chouper and reversal line

Project Details		
S. No.	Head	Particulars
1	Project	Jaipur Metro Rail Project
2	Section	Chandpole to Bari Chaupar
3	Client	JMRC Limited
4	Consultant	DMRC Limited
5	Contractor	CEC
6	Design Consultant of Contractor	Omikron Kappa - Indus Consultrans JV
7	Sub-Contractor	AIMIL Limited
8	Subject	Pre-Condition Survey Report

General Building Details (As informed verbally by Building Owner)		
S. No.	Head	Particulars
1	Building Name	House No. 846
2	Building Address	House No. 846 Tripola Bazar Jaipur
3	Year of Construction	1763
4	Number of Floors	G+3
5	Number of Basements	None
6	Type of Building	Residential
7	Approximate Height	12m
8	Approximate Area	Not Known
9	Age of Building	250 years
10	Type of Structure	Load Bearing Structure
11	Type of Foundation	Not Known
12	Number of Bore Wells	None
13	Depth and Diameter of Bore	N.A.
14	Roadways	One Side
15	Presence of Equipment/Machines	None

Pre - Condition Building Survey for Construction of Underground Stations from Chandpole to Bari Chouper and reversal line

Summary of Cracks						
Defect ID	Location	Orientation	Appx. Width (mm)	Appx. Length (m)	Category	Photo No.
1	Wall No. 1 & Roof Room No. 1 House Above Shop No.270 & 271, First Floor	Horizontal	0.35	2.9	Very Slight	5
2	Wall No. 4 Kitchen House Above Shop No.270 & 271, First Floor	Inclined	1.5	1.2	Slight	6
3	Wall No. 4 Kitchen House Above Shop No.270 & 271, First Floor	Inclined	1	2	Slight	7
4	Roof Hall No. 1 House Above Shop No.270 & 271, First Floor	Horizontal	0.4	2.5	Very Slight	8
5	Wall No. 4 Lobby No.2 House Above Shop No.270 & 271, First Floor	Vertical	2.5	3	Slight	9, 9A
6	Wall No. 2 Hall No. 3 House Above Shop No.270 & 271, First Floor	Inclined	0.25	2.5	Very Slight	10, 10A
7	Wall No. 2 Hall No. 3 House Above Shop No.270 & 271, First Floor	Inclined	0.6	2	Very Slight	11, 11A
8	Wall No. 1 Lobby No.1 House NO.846, Second Floor	Inclined	0.4	1	Very Slight	12, 12A
9	Wall No. 1 Staircase First Floor to Second Floor Third Floor	Vertical	0.35	2	Very Slight	13, 13A
10	Wall No. 4 Part B of Shop No.271 Ground Floor	Inclined	2	3	Slight	14
11	Roof Part B of Shop No.271 Ground Floor	Horizontal	3	2.5	Slight	15
12	Wall No. 2 Part A of Shop No.271 Ground Floor	Inclined	0.25	0.6	Very Slight	16
13	Wall No. 3 Part A of Shop No.271 Ground Floor	Inclined	0.25	1.5	Very Slight	17
14	Wall No. 4 Part A of Shop No.271 Ground Floor	Inclined	0.35	1	Very Slight	18
15	Main Door Part B of Shop No.271 Ground Floor	Horizontal	1	3	Slight	19
16	Roof Part A of Shop No.271 Ground Floor	Horizontal	0.35	0.8	Very Slight	20

Summary of Defects Other Than Crack			
Defect ID	Location	Description	Photo No.
17	Wall No. 2 Lobby No.1 House Above Shop No.270 & 271, First Floor	Peeling of Plaster	21
18	Wall No. 2 Lobby No.1 House Above Shop No.270 & 271, First Floor	Peeling of Plaster	22
19	Wall No. 2 & Roof Toilet No. 1 House Above Shop No.270 & 271, First Floor	Dampness/Seepage	23
20	Wall No. 2 Toilet No. 1 House Above Shop No.270 & 271, First Floor	Damaged Portion	24
21	Roof Lobby No.1 House Above Shop No.270 & 271, First Floor	Peeling of Plaster	25
22	Wall No. 4 Toilet No. 1 House Above Shop No.270 & 271, First Floor	Damaged Portion	26
23	Wall No. 4 Room No. 1 House Above Shop No.270 & 271, First Floor	Dampness/Seepage	27
24	Roof Passage No.2 House Above Shop No.270 & 271, First Floor	Peeling of Plaster	28
25	Wall No. 2 & Roof Room No. 2 House Above Shop No.270 & 271, First Floor	Dampness/Seepage	29
26	Roof Room No. 2 House Above Shop No.270 & 271, First Floor	Peeling of Plaster	30
27	Roof Hall No. 2 House Above Shop No.270 & 271, First Floor	Peeling of Plaster	31
28	Wall No. 2 Hall No. 2 House Above Shop No.270 & 271, First Floor	Peeling of Plaster	32
29	Wall No. 1 Hall No. 2 House Above Shop No.270 & 271, First Floor	Peeling of Plaster	33

30	Wall No. 2 Hall No. 2 House Above Shop No.270 & 271, First Floor	Peeling of Plaster	34
31	Wall No. 4 Hall No. 2 House Above Shop No.270 & 271, First Floor	Peeling of Plaster	35
32	Wall No. 3 Hall No. 2 House Above Shop No.270 & 271, First Floor	Peeling of Plaster	36
33	Wall No. 4 & 1 Hall No. 1 House Above Shop No.270 & 271, First Floor	Dampness/Seepage	37
34	Wall No. 1 & Roof Room No. 3 House Above Shop No.270 & 271, First Floor	Dampness/Seepage	38
35	Wall No. 4 Room No. 3 House Above Shop No.270 & 271, First Floor	Peeling of Plaster	39
36	Wall No. 2 Room No. 3 House Above Shop No.270 & 271, First Floor	Dampness/Seepage	40
37	Wall No. 2 Room No. 3 House Above Shop No.270 & 271, First Floor	Dampness/Seepage	41
38	Wall No. 1 Toilet No. 2 House Above Shop No.270 & 271, First Floor	Dampness/Seepage	42
39	Roof Toilet No. 2 House Above Shop No.270 & 271, First Floor	Dampness/Seepage	43
40	Wall No. 2 Toilet No. 2 House Above Shop No.270 & 271, First Floor	Dampness/Seepage	44
41	Wall No. 3 Open Sky House Above Shop No.270 & 271, First Floor	Damaged Portion	45
42	Wall No. 2 Open Sky House Above Shop No.270 & 271, First Floor	Peeling of Plaster	46
43	Wall No. 2 Open Sky House Above Shop No.270 & 271, First Floor	Peeling of Plaster	47
44	Roof Store No.1 House Above Shop No.270 & 271, First Floor	Dampness/Seepage	48
45	Wall No. 1 Store No.1 House Above Shop No.270 & 271, First Floor	Peeling of Plaster	49
46	Wall No. 3 Store No.1 House Above Shop No.270 & 271, First Floor	Dampness/Seepage	50
47	Shade Balcony House Above Shop No.270 & 271, First Floor	Damaged Portion	51
48	Wall No. 2 Balcony House Above Shop No.270 & 271, First Floor	Dampness/Seepage	52
49	Shade Balcony House Above Shop No.270 & 271, First Floor	Dampness/Seepage	53
50	Floor Lobby No.3 House Above Shop No.270 & 271, First Floor	Peeling of Plaster	54
51	Wall No. 2 & 4 Hall No. 3 House Above Shop No.270 & 271, First Floor	Peeling of Plaster	55
52	Wall No. 1 Hall No. 3 House Above Shop No.270 & 271, First Floor	Peeling of Plaster	56
53	Roof Hall No. 3 House Above Shop No.270 & 271, First Floor	Dampness/Seepage	57
54	Wall No. 4 Lobby No.4 House Above Shop No.270 & 271, First Floor	Dampness/Seepage	58
55	Wall No. 1 Lobby No.4 House Above Shop No.270 & 271, First Floor	Peeling of Plaster	59
56	Roof Lobby No.4 House Above Shop No.270 & 271, First Floor	Exposed Reinforcement	60
57	Wall No. 3 Lobby No.4 House Above Shop No.270 & 271, First Floor	Damaged Portion	61
58	Wall No. 2, 4 & Roof Toilet & washroom No.3 House Above Shop No.270 & 271, First Floor	Dampness/Seepage	62
59	Wall No. 1 Toilet & washroom No.3 House Above Shop No.270 & 271, First Floor	Dampness/Seepage	63
60	Wall No. 4 Toilet & washroom No.3 House Above Shop No.270 & 271, First Floor	Peeling of Plaster	64
61	Wall No. 4 Room No. 4 House Above Shop No.270 & 271, First Floor	Peeling of Plaster	65
62	Wall No. 4 Room No. 4 House Above Shop No.270 & 271, First Floor	Peeling of Plaster	66
63	Roof Room No. 4 House Above Shop No.270 & 271, First Floor	Peeling of Plaster	67
64	Wall No. 4 Room No. 5 House Above Shop No.270 & 271, First Floor	Dampness/Seepage	68
65	Wall No. 4 Room No. 5 House Above Shop No.270 & 271, First Floor	Peeling of Plaster	69

66	Roof Room No. 5 House Above Shop No.270 & 271, First Floor	Dampness/Seepage	70
67	Roof Room No. 5 House Above Shop No.270 & 271, First Floor	Peeling of Plaster	71
68	Wall No. 4 Room No. 5 House Above Shop No.270 & 271, First Floor	Peeling of Plaster	72
69	Wall No. 2 Lobby No.4 House Above Shop No.270 & 271, First Floor	Peeling of Plaster	73
70	Wall No. 2 Lobby No.4 House Above Shop No.270 & 271, First Floor	Peeling of Plaster	74
71	Wall No. Floor Lobby No.4 House Above Shop No.270 & 271, First Floor	Peeling of Plaster	75
72	Wall No. 4 & Roof Lobby No.1 House NO.846, Second Floor	Dampness/Seepage	76
73	Roof Lobby No.1 House NO.846, Second Floor	Peeling of Plaster	77
74	Roof Passage House NO.846, Second Floor	Dampness/Seepage	78
75	Roof Passage House NO.846, Second Floor	Dampness/Seepage	79
76	Roof Passage House NO.846, Second Floor	Dampness/Seepage	80
77	Wall No. 2 Passage House NO.846, Second Floor	Peeling of Plaster	81
78	Roof Passage No.2 House NO.846, Second Floor	Damaged Portion	82
79	Wall No. 4 Lobby No.2 House NO.846, Second Floor	Peeling of Plaster	83
80	Wall No. 3 Hall No. 1 (Part B) House NO.846, Second Floor	Dampness/Seepage	84
81	Roof Hall No. 1 (Part M) House NO.846, Second Floor	Peeling of Plaster	85
82	Wall No. 2 Hall No. 1 (Part B) House NO.846, Second Floor	Peeling of Plaster	86
83	Roof Room No. 1 Second Floor	Peeling of Plaster	87
84	Roof Hall No. 2 (Part A)	Dampness/Seepage	88
85	All Walls Lobby No.3 House NO.846, Second Floor	Dampness/Seepage	89
86	All Walls Lobby No.3 House NO.846, Second Floor	Dampness/Seepage	90
87	All Walls Lobby No.3 House NO.846, Second Floor	Dampness/Seepage	91
88	Wall No. 2 Lobby No.3 House NO.846, Second Floor	Peeling of Plaster	92
89	Wall No. 2 Lobby No.3 House NO.846, Second Floor	Peeling of Plaster	93
90	Wall No. 1, 4 & Roof Toilet No. 1 House NO.846, Second Floor	Dampness/Seepage	94
91	Wall No. 4 Toilet No. 1 House NO.846, Second Floor	Peeling of Plaster	95
92	Wall No. 4 Toilet No. 2 House NO.846, Second Floor	Peeling of Plaster	96
93	Wall No. Roof & 3 Toilet No. 2 House NO.846, Second Floor	Dampness/Seepage	97
94	Roof Passage No.2 House NO.846, Second Floor	Peeling of Plaster	98
95	Wall No. 1 Passage No.2 Second Floor	Peeling of Plaster	99
96	Wall No. 4 Kitchen Second Floor	Dampness/Seepage	100
97	Wall No. 1 & 4 Kitchen Second Floor	Peeling of Plaster	101
98	Wall No. 1 Hall No. 4 House NO.846, Second Floor	Dampness/Seepage	102
99	Roof Hall No. 4 House NO.846, Second Floor	Dampness/Seepage	103
100	Wall No. 4 Hall No. 4 House NO.846, Second Floor	Dampness/Seepage	104
101	Wall No. 2 Hall No. 4 House NO.846, Second Floor	Dampness/Seepage	105
102	Wall No. 1 Lobby House NO.846, Second Floor	Peeling of Plaster	106
103	Wall No. 4 Lobby House NO.846, Second Floor	Peeling of Plaster	107
104	Hall No. 1 (Part B) House NO.846, Third Floor	Dampness/Seepage	108
105	Wall No. 1 Room No. 2 House NO.846, Third Floor	Dampness/Seepage	109
106	Roof Hall No. 3 House NO.846, Third Floor	Damaged Portion	110
107	Roof Hall No. 3 House NO.846, Third Floor	Damaged Portion	111
108	Wall No. 4 Hall No. 3 House NO.846, Third Floor	Peeling of Plaster	112
109	Wall No. 3 Hall No. 3 House NO.846, Third Floor	Dampness/Seepage	113
110	Roof Kitchen House NO.846, Third Floor	Peeling of Plaster	114
111	Wall No. 1 Passage House NO.846, Third Floor	Peeling of Plaster	115
112	Roof Passage House NO.846, Third Floor	Peeling of Plaster	116

113	Roof Passage House NO.846, Third Floor	Dampness/Seepage	117
114	Roof House NO.846 Third Floor	Dampness/Seepage	118
115	Wall No. 4 Hall No. 2 House NO.846, Third Floor	Dampness/Seepage	119
116	Hall No. 4 (Part A) House NO.846, Third Floor	Dampness/Seepage	120
117	Wall No. 1 Staircase Second to Third Floor Third Floor	Dampness/Seepage	121
118	Wall No. 1 Staircase Second to Third Floor Third Floor	Peeling of Plaster	122
119	Wall No. Steps & Floor Staircase First Floor to Second Floor Third Floor	Damaged Portion	123
120	Wall No. 1 Staircase First Floor to Second Floor Third Floor	Peeling of Plaster	124
121	Wall No. 1 Staircase First Floor to Second Floor Third Floor	Dampness/Seepage	125
122	Wall No. 2 Staircase First Floor to Second Floor Third Floor	Dampness/Seepage	126
123	Steps Staircase First Floor to Second Floor Third Floor	Damaged Portion	127
124	Roof Part B of Shop No.271 Ground Floor	Peeling of Plaster	128
125	Wall No. 1 Part B of Shop No.271 Ground Floor	Peeling of Plaster	129
126	Wall No. 4 & Roof Part B of Shop No.271 Ground Floor	Dampness/Seepage	130
127	Roof Part B of Shop No.271 Ground Floor	Dampness/Seepage	131
128	Wall No. 2 Part A of Shop No.271 Ground Floor	Peeling of Plaster	132
129	Roof Varanda of Shop No.271 Ground Floor	Dampness/Seepage	133

Summary of Areas that Could not be Surveyed			
Serial No.	Location	Description	Photo No.
1	Wall No. 4 Room No. 1 House Above Shop No.270 & 271, First Floor	Covered With Almira	134
2	Wall No. 2 Room No. 1 House Above Shop No.270 & 271, First Floor	Covered With Almira	135
3	Wall No. Floor Room No. 1 House Above Shop No.270 & 271, First Floor	Covered With Tiles	136
4	Wall No. 1 Kitchen House Above Shop No.270 & 271, First Floor	Covered With Wooden Work	137
5	Wall No. 3 Room No. 3 First Floor	Covered With almira	138
6	All Walls & Floor Toilet No. 1 House Above Shop No.270 & 271, First Floor	Covered With Tiles	139
7	Wall No. 1 & 2 Store No.2 House Above Shop No.270 & 271, First Floor	Covered With Material	140
8	Wall No. 4 Room No. 5 House Above Shop No.270 & 271, First Floor	Half Portion Covered With Material	141
9	Roof Hall No. 1 House NO.846, Second Floor	Covered With Falls Ceiling	142
10	Roof Hall No. 1 House NO.846, Second Floor	Covered With Falls Ceiling	143
11	Wall No. 4 Lobby No.3 Second Floor	Covered With Wooden Work	144
12	Wall No. 1 Room No. 2 Second Floor	Covered With Almira	145
13	All Walls & Floor Toilet No. 1 Third Floor	Covered With Tiles	146
14	Store No.1 Third Floor	Locked	147
15	Roof Room No. 1 House NO.846, Third Floor	Covered With Falls Ceiling	148
16	Roof Room No. 2 House NO.846, Third Floor	Covered With Falls Ceiling	149
17	Wall No. 4 House NO.846 Third Floor	Covered With Almira	150
18	All Walls Kitchen House NO.846, Third Floor	Covered With Tiles	151
19	Roof Passage House NO.846, Third Floor	Covered With Ceiling	152
20	Roof Room No. 4 House NO.846, Third Floor	Covered With Falls Ceiling	153
21	Roof Hall No. 2 House NO.846, Third Floor	Covered With Falls Ceiling	154
22	Roof Hall No. 2 (Part A) House NO.846, Third Floor	Covered With Falls Ceiling	155
23	Roof Hall No. 2 (Part A) House NO.846, Third Floor	Covered With Falls Ceiling	156
24	Roof Hall No. 2 (Part A) House NO.846, Third Floor	Covered With Falls Ceiling	157
25	Roof Hall No. 2 (Part B) House NO.846, Third Floor	Covered With Falls Ceiling	158
26	Roof Hall No. 2 (Part B) House NO.846, Third Floor	Covered With Falls Ceiling	159

27	Roof Hall No. 3 House NO.846, Third Floor	Covered With Falls Ceiling	160
28	Roof Hall No. 3 House NO.846, Third Floor	Covered With Falls Ceiling	161
29	Wall No. Floor, 1 & 2 Part B of Shop No.271 Ground Floor	Covered With Material	162
30	Wall No. 1 Part A of Shop No.271 Ground Floor	Covered With Material	163



Pre - Condition Building Survey for Construction of Underground Stations from Chandpole to Bari Chouper and reversal line



Photo 1
View of Building



Photo 2
View of Bathroom No. 3, House NO.846, Second Floor



Photo 3
View of Shop No.271, Ground Floor



Photo 4
View of Shop No.271, Ground Floor



Photo 5
Horizontal Crack on Wall No. 1 & Roof of Room No. 1, House Above Shop No.270 & 271, First Floor Approx. Width = 0.35mm, Approx. Length = 2.9m. Distance from Wall No.1 = 1.6m, Height from Floor = 3m



Photo 6
Inclined Crack on Wall No. 4 of Kitchen, House Above Shop No.270 & 271, First Floor Approx. Width = 1.5mm, Approx. Length = 1.2m. Distance from = m, Height from Floor = 2.5m.

Pre - Condition Building Survey for Construction of Underground Stations from Chandpole to Bari Chouper and reversal line



Photo 7

Inclined Crack on Wall No. 4 of Kitchen, House Above Shop No.270 & 271, First Floor Approx. Width = 1mm, Approx. Length = 2m. Distance from = m, Height from Floor = 2m.



Photo 8

Horizontal Crack on Roof of Hall No. 1, House Above Shop No.270 & 271, First Floor Approx. Width = 0.4mm, Approx. Length = 2.5m. Distance from Wall No.4 = 3m, Height from Floor = 1.7m.



Photo 9

Vertical Crack on Wall No. 4 of Lobby No.2, House Above Shop No.270 & 271, First Floor Approx. Width = 2.5mm, Approx. Length = 3m. Distance from Wall No.2 = 1.5m, Height from Floor = 0.1m.



Photo 9A

Vertical Crack on Wall No. 4 of Lobby No.2, House Above Shop No.270 & 271, First Floor Approx. Width = 2.5mm, Approx. Length = 3m. Distance from Wall No.2 = 1.5m, Height from Floor = 0.1m.



Photo 10

Inclined Crack on Wall No. 2 of Hall No. 3, House Above Shop No.270 & 271, First Floor Approx. Width = 0.25mm, Approx. Length = 2.5m. Distance from Wall No.3 = 4.2m, Height from Floor = 0m.



Photo 10A

Inclined Crack on Wall No. 2 of Hall No. 3, House Above Shop No.270 & 271, F/F Approx. Width = 0.25mm, Approx. Length = 2.5m. Distance from Wall No.3 = 4.2m, Height from Floor = 0m.

Pre - Condition Building Survey for Construction of Underground Stations from Chandpole to Bari Chouper and reversal line



Photo 11

Inclined Crack on Wall No. 2 of Hall No. 3, House Above Shop No.270 & 271, First Floor Approx. Width = 0.6mm, Approx. Length = 2m. Distance from Wall No.3 = 1.5m, Height from Floor = 0m.



Photo 11A

Inclined Crack on Wall No. 2 of Hall No. 3, House Above Shop No.270 & 271, First Floor Approx. Width = 0.6mm, Approx. Length = 2m. Distance from Wall No.3 = 1.5m, Height from Floor = 0m.



Photo 12

Inclined Crack on Wall No. 1 of Lobby No.1, House NO.846, Second Floor Approx. Width = 0.4mm, Approx. Length = 1m. Distance from Wall No.3 = 1m, Height from Floor = 0.1m.



Photo 12A

Inclined Crack on Wall No. 1 of Lobby No.1, House NO.846, Second Floor Approx. Width = 0.4mm, Approx. Length = 1m. Distance from Wall No.3 = 1m, Height from Floor = 0.1m.



Photo 13

Vertical Crack on Wall No. 1 of Staircase First Floor to Second Floor, Third Floor Approx. Width = 0.35mm, Approx. Length = 2m. Distance from Wall No.3 = 0.3m, Height from Floor = 1m.



Photo 13A

Vertical Crack on Wall No. 1 of Staircase First Floor to Second Floor, Third Floor Approx. Width = 0.35mm, Approx. Length = 2m. Distance from Wall No.3 = 0.3m, Height from Floor = 1m.

Pre - Condition Building Survey for Construction of Underground Stations from Chandpole to Bari Chouper and reversal line



Photo 14

Inclined Crack on Wall No. 4 of Part B of Shop No.271, Ground Floor
Approx. Width = 2mm, Approx. Length = 3m. Distance from Wall No.1 = 1.2m, Height from Floor = 0m.



Photo 15

Horizontal Crack on Roof of Part B of Shop No.271, Ground Floor
Approx. Width = 3mm, Approx. Length = 2.5m. Distance from Wall No.1 = 1.2m, Height from Floor = 3.5m.



Photo 16

Inclined Crack on Wall No. 2 of Part A of Shop No.271, Ground Floor
Approx. Width = 0.25mm, Approx. Length = 0.6m. Distance from Wall No.4 = 0.2m, Height from Floor = 2.5m.



Photo 17

Inclined Crack on Wall No. 3 of Part A of Shop No.271, Ground Floor
Approx. Width = 0.25mm, Approx. Length = 1.5m. Distance from Wall No.1 = 0.05m, Height from Floor = 2m.



Photo 18

Inclined Crack on Wall No. 4 of Part A of Shop No.271, Ground Floor
Approx. Width = 0.35mm, Approx. Length = 1m. Distance from Wall No.2 = 0.1m, Height from Floor = 2m.



Photo 19

Horizontal Crack on Main Door of Part B of Shop No.271, Ground Floor
Approx. Width = 1mm, Approx. Length = 3m. Distance from Wall No.1 = 0.7m, Height from Floor = 2m.

Pre - Condition Building Survey for Construction of Underground Stations from Chandpole to Bari Chouper and reversal line



Photo 20

Horizontal Crack on Roof of Part A of Shop No.271, Ground Floor
Approx. Width = 0.35mm, Approx. Length = 0.8m. Distance from Wall No.1 = 1.5m, Height from Floor = 4m.




Photo 21

Peeling of Plaster on Wall No. 2 of Lobby No.1 of House Above Shop No.270 & 271, First Floor



Photo 22

Peeling of Plaster on Wall No. 2 of Lobby No.1 of House Above Shop No.270 & 271, First Floor



Photo 23

Dampness/Seepage on Wall No. 2 & Roof of Toilet No. 1 of House Above Shop No.270 & 271, First Floor



Photo 24

Damaged Portion on Wall No. 2 of Toilet No. 1 of House Above Shop No.270 & 271, First Floor



Photo 25

Peeling of Plaster on Roof of Lobby No.1 of House Above Shop No.270 & 271, First Floor

Pre - Condition Building Survey for Construction of Underground Stations from Chandpole to Bari Chouper and reversal line



Photo 26

Damaged Portion on Wall No. 4 of Toilet No. 1 of House Above Shop No.270 & 271, First Floor



Photo 27

Dampness/Seepage on Wall No. 4 of Room No. 1 of House Above Shop No.270 & 271, First Floor



Photo 28

Peeling of Plaster on Roof of Passage No.2 of House Above Shop No.270 & 271, First Floor



Photo 29

Dampness/Seepage on Wall No. 2 & Roof of Room No. 2 of House Above Shop No.270 & 271, First Floor



Photo 30

Peeling of Plaster on Roof of Room No. 2 of House Above Shop No.270 & 271, First Floor



Photo 31

Peeling of Plaster on Roof of Hall No. 2 of House Above Shop No.270 & 271, First Floor

Pre - Condition Building Survey for Construction of Underground Stations from Chandpole to Bari Chouper and reversal line



Photo 32

Peeling of Plaster on Wall No. 2 of Hall No. 2 of House Above Shop No.270 & 271, First Floor



Photo 33

Peeling of Plaster on Wall No. 1 of Hall No. 2 of House Above Shop No.270 & 271, First Floor



Photo 34

Peeling of Plaster on Wall No. 2 of Hall No. 2 of House Above Shop No.270 & 271, First Floor



Photo 35

Peeling of Plaster on Wall No. 4 of Hall No. 2 of House Above Shop No.270 & 271, First Floor



Photo 36

Peeling of Plaster on Wall No. 3 of Hall No. 2 of House Above Shop No.270 & 271, First Floor



Photo 37

Dampness/Seepage on Wall No. 4 & 1 of Hall No. 1 of House Above Shop No.270 & 271, First Floor

Pre - Condition Building Survey for Construction of Underground Stations from Chandpole to Bari Chouper and reversal line



Photo 38

Dampness/Seepage on Wall No. 1 & Roof of Room No. 3 of House Above Shop No.270 & 271, First Floor



Photo 39

Peeling of Plaster on Wall No. 4 of Room No. 3 of House Above Shop No.270 & 271, First Floor



Photo 40

Dampness/Seepage on Wall No. 2 of Room No. 3 of House Above Shop No.270 & 271, First Floor




Photo 41

Dampness/Seepage on Wall No. 2 of Room No. 3 of House Above Shop No.270 & 271, First Floor




Photo 42

Dampness/Seepage on Wall No. 1 of Toilet No. 2 of House Above Shop No.270 & 271, First Floor



Photo 43

Dampness/Seepage on Roof of Toilet No. 2 of House Above Shop No.270 & 271, First Floor

Pre - Condition Building Survey for Construction of Underground Stations from Chandpole to Bari Chouper and reversal line



Photo 44

Dampness/Seepage on Wall No. 2 of Toilet No. 2 of House Above Shop No.270 & 271, First Floor



Photo 45

Damaged Portion on Wall No. 3 of Open Sky of House Above Shop No.270 & 271, First Floor



Photo 46

Peeling of Plaster on Wall No. 2 of Open Sky of House Above Shop No.270 & 271, First Floor



Photo 47

Peeling of Plaster on Wall No. 2 of Open Sky of House Above Shop No.270 & 271, First Floor



Photo 48

Dampness/Seepage on Roof of Store No.1 of House Above Shop No.270 & 271, First Floor



Photo 49

Peeling of Plaster on Wall No. 1 of Store No.1 of House Above Shop No.270 & 271, First Floor

Pre - Condition Building Survey for Construction of Underground Stations from Chandpole to Bari Chouper and reversal line



Photo 50

Dampness/Seepage on Wall No. 3 of Store No.1 of House Above Shop No.270 & 271, First Floor



Photo 51

Damaged Portion on Shade of Balcony of House Above Shop No.270 & 271, First Floor



Photo 52

Dampness/Seepage on Wall No. 2 of Balcony of House Above Shop No.270 & 271, First Floor



Photo 53

Dampness/Seepage on Shade of Balcony of House Above Shop No.270 & 271, First Floor



Photo 54

Peeling of Plaster on Floor of Lobby No.3 of House Above Shop No.270 & 271, First Floor



Photo 55

Peeling of Plaster on Wall No. 2 & 4 of Hall No. 3 of House Above Shop No.270 & 271, First Floor

Pre - Condition Building Survey for Construction of Underground Stations from Chandpole to Bari Chouper and reversal line



Photo 56

Peeling of Plaster on Wall No. 1 of Hall No. 3 of House Above Shop No.270 & 271, First Floor



Photo 57

Dampness/Seepage on Roof of Hall No. 3 of House Above Shop No.270 & 271, First Floor



Photo 58

Dampness/Seepage on Wall No. 4 of Lobby No.4 of House Above Shop No.270 & 271, First Floor



Photo 59

Peeling of Plaster on Wall No. 1 of Lobby No.4 of House Above Shop No.270 & 271, First Floor



Photo 60

Exposed Reinforcement on Roof of Lobby No.4 of House Above Shop No.270 & 271, First Floor



Photo 61

Damaged Portion on Wall No. 3 of Lobby No.4 of House Above Shop No.270 & 271, First Floor

Pre - Condition Building Survey for Construction of Underground Stations from Chandpole to Bari Chouper and reversal line



Photo 62

Dampness/Seepage on Wall No. 2, 4 & Roof of Toilet & washroom No.3 of House Above Shop No.270 & 271, First Floor



Photo 63

Dampness/Seepage on Wall No. 1 of Toilet & washroom No.3 of House Above Shop No.270 & 271, First Floor



Photo 64

Peeling of Plaster on Wall No. 4 of Toilet & washroom No.3 of House Above Shop No.270 & 271, First Floor



Photo 65

Peeling of Plaster on Wall No. 4 of Room No. 4 of House Above Shop No.270 & 271, First Floor



Photo 66

Peeling of Plaster on Wall No. 4 of Room No. 4 of House Above Shop No.270 & 271, First Floor



Photo 67

Peeling of Plaster on Roof of Room No. 4 of House Above Shop No.270 & 271, First Floor

Pre - Condition Building Survey for Construction of Underground Stations from Chandpole to Bari Chouper and reversal line



Photo 68

Dampness/Seepage on Wall No. 4 of Room No. 5 of House Above Shop No.270 & 271, First Floor



Photo 69

Peeling of Plaster on Wall No. 4 of Room No. 5 of House Above Shop No.270 & 271, First Floor



Photo 70

Dampness/Seepage on Roof of Room No. 5 of House Above Shop No.270 & 271, First Floor



Photo 71

Peeling of Plaster on Roof of Room No. 5 of House Above Shop No.270 & 271, First Floor



Photo 72

Peeling of Plaster on Wall No. 4 of Room No. 5 of House Above Shop No.270 & 271, First Floor



Photo 73

Peeling of Plaster on Wall No. 2 of Lobby No.4 of House Above Shop No.270 & 271, First Floor

Pre - Condition Building Survey for Construction of Underground Stations from Chandpole to Bari Chouper and reversal line



Photo 74

Peeling of Plaster on Wall No. 2 of Lobby No.4 of House Above Shop No.270 & 271, First Floor



Photo 75

Peeling of Plaster on Wall No. Floor of Lobby No.4 of House Above Shop No.270 & 271, First Floor



Photo 76

Dampness/Seepage on Wall No. 4 & Roof of Lobby No.1 of House NO.846, Second Floor



Photo 77

Peeling of Plaster on Roof of Lobby No.1 of House NO.846, Second Floor



Photo 78

Dampness/Seepage on Roof of Passage of House NO.846, Second Floor



Photo 79

Dampness/Seepage on Roof of Passage of House NO.846, Second Floor

Pre - Condition Building Survey for Construction of Underground Stations from Chandpole to Bari Chouper and reversal line



Photo 80

Dampness/Seepage on Roof of Passage of House NO.846, Second Floor



Photo 81

Peeling of Plaster on Wall No. 2 of Passage of House NO.846, Second Floor



Photo 82

Damaged Portion on Roof of Passage No.2 of House NO.846, Second Floor



Photo 83

Peeling of Plaster on Wall No. 4 of Lobby No.2 of House NO.846, Second Floor



Photo 84

Dampness/Seepage on Wall No. 3 of Hall No. 1 (Part B) of House NO.846, Second Floor



Photo 85

Peeling of Plaster on Roof of Hall No. 1 (Part M) of House NO.846, Second Floor

Pre - Condition Building Survey for Construction of Underground Stations from Chandpole to Bari Chouper and reversal line



Photo 86

Peeling of Plaster on Wall No. 2 of Hall No. 1 (Part B) of House NO.846, Second Floor



Photo 87

Peeling of Plaster on Roof of Room No. 1 of Second Floor



Photo 88

Dampness/Seepage on Roof of Hall No. 2 (Part A) of



Photo 89

Dampness/Seepage on All Walls of Lobby No.3 of House NO.846, Second Floor



Photo 90

Dampness/Seepage on All Walls of Lobby No.3 of House NO.846, Second Floor



Photo 91

Dampness/Seepage on All Walls of Lobby No.3 of House NO.846, Second Floor

Pre - Condition Building Survey for Construction of Underground Stations from Chandpole to Bari Chouper and reversal line



Photo 92

Peeling of Plaster on Wall No. 2 of Lobby No.3 of House NO.846, Second Floor



Photo 93

Peeling of Plaster on Wall No. 2 of Lobby No.3 of House NO.846, Second Floor



Photo 94

Dampness/Seepage on Wall No. 1, 4 & Roof of Toilet No. 1 of House NO.846, Second Floor



Photo 95

Peeling of Plaster on Wall No. 4 of Toilet No. 1 of House NO.846, Second Floor



Photo 96

Peeling of Plaster on Wall No. 4 of Toilet No. 2 of House NO.846, Second Floor



Photo 97

Dampness/Seepage on Wall No. Roof & 3 of Toilet No. 2 of House NO.846, Second Floor

Pre - Condition Building Survey for Construction of Underground Stations from Chandpole to Bari Chouper and reversal line



Photo 98

Peeling of Plaster on Roof of Passage No.2 of House NO.846, Second Floor



Photo 99

Peeling of Plaster on Wall No. 1 of Passage No.2 of Second Floor



Photo 100

Dampness/Seepage on Wall No. 4 of Kitchen of Second Floor



Photo 101

Peeling of Plaster on Wall No. 1 & 4 of Kitchen of Second Floor



Photo 102

Dampness/Seepage on Wall No. 1 of Hall No. 4 of House NO.846, Second Floor



Photo 103

Dampness/Seepage on Roof of Hall No. 4 of House NO.846, Second Floor

Pre - Condition Building Survey for Construction of Underground Stations from Chandpole to Bari Chouper and reversal line



Photo 104

Dampness/Seepage on Wall No. 4 of Hall No. 4 of House NO.846, Second Floor



Photo 105

Dampness/Seepage on Wall No. 2 of Hall No. 4 of House NO.846, Second Floor



Photo 106

Peeling of Plaster on Wall No. 1 of Lobby of House NO.846, Second Floor



Photo 107

Peeling of Plaster on Wall No. 4 of Lobby of House NO.846, Second Floor




Photo 108

Dampness/Seepage on Wall No. 1 (Part B) of House NO.846, Third Floor



Photo 109

Dampness/Seepage on Wall No. 1 of Room No. 2 of House NO.846, Third Floor

Pre - Condition Building Survey for Construction of Underground Stations from Chandpole to Bari Chouper and reversal line



Photo 110

Damaged Portion on Roof of Hall No. 3 of House NO.846, Third Floor



Photo 111

Damaged Portion on Roof of Hall No. 3 of House NO.846, Third Floor



Photo 112

Peeling of Plaster on Wall No. 4 of Hall No. 3 of House NO.846, Third Floor



Photo 113

Dampness/Seepage on Wall No. 3 of Hall No. 3 of House NO.846, Third Floor



Photo 114

Peeling of Plaster on Roof of Kitchen of House NO.846, Third Floor



Photo 115

Peeling of Plaster on Wall No. 1 of Passage of House NO.846, Third Floor

Pre - Condition Building Survey for Construction of Underground Stations from Chandpole to Bari Chouper and reversal line




Photo 116

Peeling of Plaster on Roof of Passage of House NO.846, Third Floor



Photo 117

Dampness/Seepage on Roof of Passage of House NO.846, Third Floor



Photo 118

Dampness/Seepage on Roof of House NO.846 of Third Floor



Photo 119

Dampness/Seepage on Wall No. 4 of Hall No. 2 of House NO.846, Third Floor



Photo 120

Dampness/Seepage on of Hall No. 4 (Part A) of House NO.846, Third Floor



Photo 121

Dampness/Seepage on Wall No. 1 of Staircase Second to Third Floor of Third Floor

Pre - Condition Building Survey for Construction of Underground Stations from Chandpole to Bari Chouper and reversal line



Photo 122

Peeling of Plaster on Wall No. 1 of Staircase Second to Third Floor of Third Floor



Photo 123

Damaged Portion on Wall No. Steps & Floor of Staircase First Floor to Second Floor of Third Floor



Photo 124

Peeling of Plaster on Wall No. 1 of Staircase First Floor to Second Floor of Third Floor



Photo 125

Dampness/Seepage on Wall No. 1 of Staircase First Floor to Second Floor of Third Floor



Photo 126

Dampness/Seepage on Wall No. 2 of Staircase First Floor to Second Floor of Third Floor



Photo 127

Damaged Portion on Steps of Staircase First Floor to Second Floor of Third Floor

Pre - Condition Building Survey for Construction of Underground Stations from Chandpole to Bari Chouper and reversal line



Photo 128

Peeling of Plaster on Roof of Part B of Shop No.271 of Ground Floor



Photo 129

Peeling of Plaster on Wall No. 1 of Part B of Shop No.271 of Ground Floor



Photo 130

Dampness/Seepage on Wall No. 4 & Roof of Part B of Shop No.271 of Ground Floor



Photo 131

Dampness/Seepage on Roof of Part B of Shop No.271 of Ground Floor



Photo 132

Peeling of Plaster on Wall No. 2 of Part A of Shop No.271 of Ground Floor



Photo 133

Dampness/Seepage on Roof of Varanda of Shop No.271 of Ground Floor

Pre - Condition Building Survey for Construction of Underground Stations from Chandpole to Bari Chouper and reversal line



Photo 134

Wall No. 4 of Room No. 1 of House Above Shop No.270 & 271, First Floor Covered With Almira



Photo 135

Wall No. 2 of Room No. 1 of House Above Shop No.270 & 271, First Floor Covered With Almira



Photo 136

Wall No. Floor of Room No. 1 of House Above Shop No.270 & 271, First Floor Covered With Tiles



Photo 137

Wall No. 1 of Kitchen of House Above Shop No.270 & 271, First Floor Covered With Wooden Work



Photo 138

Wall No. 3 of Room No. 3 of First Floor Covered With almira



Photo 139

All Walls & Floor of Toilet No. 1 of House Above Shop No.270 & 271, First Floor Covered With Tiles

Pre - Condition Building Survey for Construction of Underground Stations from Chandpole to Bari Chouper and reversal line



Photo 140

Wall No. 1 & 2 of Store No.2 of House Above Shop No.270 & 271, First Floor Covered With Material



Photo 141

Wall No. 4 of Room No. 5 of House Above Shop No.270 & 271, First Floor Half Portion Covered With Material



Photo 142

Roof of Hall No. 1 of House NO.846, Second Floor Covered With Falls Ceiling



Photo 143

Roof of Hall No. 1 of House NO.846, Second Floor Covered With Falls Ceiling



Photo 144

Wall No. 4 of Lobby No.3 of Second Floor Covered With Wooden Work



Photo 145

Wall No. 1 of Room No. 2 of Second Floor Covered With Almira

Pre - Condition Building Survey for Construction of Underground Stations from Chandpole to Bari Chouper and reversal line



Photo 146

All Walls & Floor of Toilet No. 1 of Third Floor Covered With Tiles



Photo 147

Store No.1 of Third Floor Locked



Photo 148

Roof of Room No. 1 of House NO.846, Third Floor Covered With Falls Ceiling




Photo 149

Roof of Room No. 2 of House NO.846, Third Floor Covered With Falls Ceiling



Photo 150

Wall No. 4 of House NO.846 of Third Floor Covered With Almira



Photo 151

All Walls of Kitchen of House NO.846, Third Floor Covered With Tiles

Pre - Condition Building Survey for Construction of Underground Stations from Chandpole to Bari Chouper and reversal line



Photo 152

Roof of Passage of House NO.846, Third Floor Covered With Ceiling



Photo 153

Roof of Room No. 4 of House NO.846, Third Floor Covered With Falls Ceiling



Photo 154

Roof of Hall No. 2 of House NO.846, Third Floor Covered With Falls Ceiling



Photo 155

Roof of Hall No. 2 (Part A) of House NO.846, Third Floor Covered With Falls Ceiling



Photo 156

Roof of Hall No. 2 (Part A) of House NO.846, Third Floor Covered With Falls Ceiling



Photo 157

Roof of Hall No. 2 (Part A) of House NO.846, Third Floor Covered With Falls Ceiling

Pre - Condition Building Survey for Construction of Underground Stations from Chandpole to Bari Chouper and reversal line



Photo 158

Roof of Hall No. 2 (Part B) of House NO.846, Third Floor Covered With Falls Ceiling



Photo 159

Roof of Hall No. 2 (Part B) of House NO.846, Third Floor Covered With Falls Ceiling



Photo 160

Roof of Hall No. 3 of House NO.846, Third Floor Covered With Falls Ceiling



Photo 161

Roof of Hall No. 3 of House NO.846, Third Floor Covered With Falls Ceiling



Photo 162

Wall No.1,2 & Floor, of Part B of Shop No.271 of Ground Floor Covered With Material



Photo 163

Wall No. 1 of Part A of Shop No.271 of Ground Floor

Pre - Condition Building Survey for Construction of Underground Stations from Chandpole to Bari Chouper and reversal line



Shops Nawab Shab Ki Haveli
Tripola Bazar
Jaipur
Unique ID: CC BC DN 0033

Report Number: AIMIL/ESG/JMCEC/CC BC DN 0033/01, Rev. 00, Dated: January 2014

Building Owner
Contractor

Various Owners
CEC

Client
Sub-Contractor

JMRC Limited
AIMIL Limited

Pre - Condition Building Survey for Construction of Underground Stations from Chandpole to Bari Chouper and reversal line

Table of Contents

S.No.	Particulars	Page No.
1	Introduction	2
2	Survey Details	2
3	About the Structure	3
4	Building Ownership Details	3
5	Project Details	4
6	General Building Details	4
7	Summary of Cracks	5
8	Summary of Defects other than Cracks	
9	Summary of Areas that Could not be surveyed	
10	Defect Photographs	
11	Schematic Diagram of Building	

Introduction

The Jaipur Metro Rail is being constructed to provide the city of Jaipur with a modern and technologically advanced Transit System, to provide a safe and well connected means of transport that reduces traffic congestion. The project consists of two corridors with underground and elevated sections.

The construction of underground rail and road infrastructures in metropolitan and cosmopolitan cities are mostly through developed area under challenging soil conditions.

The alignment of structure is passing through densely inhabited areas, many structures are falling in the zone of influence of construction activities. It is required to carry out the pre-condition survey of those structures. The scope of work of this survey includes carrying out pre-condition survey of those structures.

Survey Details

S.No.	Head	Particulars	Signatures
1	Date of Survey	20/12/2012	
2	AIMIL Representative		
3	CEC Representative		
4	Structural Designer of CEC		
5	JMRC/DMRC Representative		

Pre - Condition Building Survey for Construction of Underground Stations from Chandpole to Bari Chouper and reversal line

About the Structure

The structure under consideration is a Single Story Load Bearing Structure . The structure was constructed in year 1984 and is 29 years old.

There are 83 defects in the structure out of which 24 are cracks. Category wise distribution of cracks is given in the table below. Overall the Building can be categorised in Category III (Moderate)

Category	Number of Cracks	% of Total Cracks
Negligible (< 0.1mm)	0	0%
Very Slight (0.1 to 1mm)	19	79.17%
Slight (1 to 5mm)	4	16.67%
Moderate (5 to 15mm)	1	4.17%
Severe (15 to 25mm)	0	0%
Very Severe (>25mm)	0	0%

The average width of cracks is 0.81mm and average length of cracks is 2.1m. The maximum crack width is 5mm and minimum width is 0.15mm.

Building Ownership Details			
Unique ID/Sub ID	Premises Name	Owner	Signatures
CC-BC/DL/0033-1	ABC Tour		
CC-BC/DL/0033-2	Kausar Optical		
CC-BC/DL/0033-3	No Specific Name		
CC-BC/DL/0033-FF-A	Co-operation Bank		
CC-BC/DL/0033-FF-B	PNB		

Pre - Condition Building Survey for Construction of Underground Stations from Chandpole to Bari Chouper and reversal line

Project Details		
S. No.	Head	Particulars
1	Project	Jaipur Metro Rail Project
2	Section	Chandpole to Bari Chaupar
3	Client	JMRC Limited
4	Consultant	DMRC Limited
5	Contractor	CEC
6	Design Consultant of Contractor	Omikron Kappa - Indus Consultrans JV
7	Sub-Contractor	AIMIL Limited
8	Subject	Pre-Condition Survey Report

General Building Details (As informed verbally by Building Owner)		
S. No.	Head	Particulars
1	Building Name	Shops Nawab Shaab Ki Haveli
2	Building Address	Shops Tripola Bazar Jaipur
3	Year of Construction	1813
4	Number of Floors	G
5	Number of Basements	None
6	Type of Building	Commercial
7	Approximate Height	3m
8	Approximate Area	Not Known
9	Age of Building	300 years
10	Type of Structure	Load Bearing Structure
11	Type of Foundation	Not Known
12	Number of Bore Wells	None
13	Depth and Diameter of Bore	N.A.
14	Roadways	One Side
15	Presence of Equipment/Machines	None

Pre - Condition Building Survey for Construction of Underground Stations from Chandpole to Bari Chouper and reversal line

Summary of Cracks						
Defect ID	Location	Orientation	Appx. Width (mm)	Appx. Length (m)	Category	Photo No.
1	Roof Varanda of Shop No.266 Ground Floor	Horizontal	0.25	2.3	Very Slight	33
2	Roof Varanda of Shop No.265 Ground Floor	Horizontal	0.5	2.5	Very Slight	34
3	Roof Varanda of Shop No.264 Ground Floor	Horizontal	0.35	2.5	Very Slight	35
4	Roof Varanda of Shop No.264 Ground Floor	Horizontal	0.35	2.5	Very Slight	36
5	Roof Varanda of Shop No.264 Ground Floor	Horizontal	0.35	2	Very Slight	37
6	Roof Varanda of Shop No.261 Ground Floor	Horizontal	0.4	2.5	Very Slight	38
7	Roof Varanda of Shop No.261 Ground Floor	Horizontal	0.15	2.5	Very Slight	39
8	Wall No. 4 Part B of Shop No.260 Ground Floor	Inclined	0.25	1.25	Very Slight	40, 40A
9	Wall No. 2 Part B of Shop No.260 Ground Floor	Inclined	0.25	1.6	Very Slight	41, 41A
10	Roof Varanda of Shop No.260 Ground Floor	Horizontal	0.4	4.5	Very Slight	42
11	Roof Varanda of Shop No.259 Ground Floor	Horizontal	0.8	1.5	Very Slight	43
12	Roof Varanda of Shop No.259 Ground Floor	Horizontal	0.25	1.5	Very Slight	44
13	Roof Varanda of Shop No.257 Ground Floor	Inclined	2.5	3	Slight	45
14	Roof Varanda of Shop No.257 Ground Floor	Horizontal	2.5	2.5	Slight	46
15	Roof Varanda of Shop No.256 Ground Floor	Inclined	0.5	2	Very Slight	47
16	Roof Varanda of Shop No.256 Ground Floor	Horizontal	0.35	2	Very Slight	48
17	Roof Varanda of Shop No.255 Ground Floor	Horizontal	5	2.5	Moderate	49
18	Roof Varanda of Shop No.270 Ground Floor	Horizontal	0.15	2	Very Slight	50
19	Roof Varanda of Shop No.270 Ground Floor	Horizontal	0.3	2	Very Slight	51
20	Roof Varanda Shop No. 267	Horizontal	0.15	1.3	Very Slight	52
21	Wall No. 4 Shop Ground Floor	Inclined	1.5	1.5	Slight	53
22	Wall No. 3 Shop No.6 Ground Floor	Inclined	0.4	0.6	Very Slight	54
23	Wall No. 1 Shop No.6 Ground Floor	Vertical	0.4	1.8	Very Slight	55
24	Frontside Gate Shop No.6 Ground Floor	Inclined	1.5	2	Slight	56, 56A

Summary of Defects Other Than Crack			
Defect ID	Location	Description	Photo No.
25	Wall No. 2 Gulam Ali Chashme Wale Ground Floor	Dampness/Seepage	57
26	Wall No. 4 Gulam Ali Chashme Wale Ground Floor	Peeling of Plaster	58
27	Wall No. 4 Kamal Opticals Ground Floor	Peeling of Plaster	59
28	Wall No. 2 Kamal Opticals Ground Floor	Peeling of Plaster	60
29	Wall No. 3 Kamal Opticals Ground Floor	Peeling of Plaster	61
30	Roof ABC Tours & Travels Ground Floor	Dampness/Seepage	62
31	Wall No. 1 ABC Tours & Travels Ground Floor	Dampness/Seepage	63
32	Wall No. 2 ABC Tours & Travels Ground Floor	Dampness/Seepage	64
33	External Wall ABC Tours & Travels Ground Floor	Peeling of Plaster	65
34	Roof Shop No.268 Ground Floor	Damaged Portion	66
35	Roof Varanda of Shop No.266 Ground Floor	Dampness/Seepage	67
36	Roof Varanda of Shop No.265 Ground Floor	Dampness/Seepage	68
37	Roof Varanda of Shop No.265 Ground Floor	Peeling of Plaster	69
38	Roof Varanda of Shop No.265 Ground Floor	Peeling of Plaster	70
39	Roof Part B of Shop No.264 Ground Floor	Peeling of Plaster	71

40	Roof Varanda of Shop No.264 Ground Floor	Dampness/Seepage	72
41	Wall No. 2 Shop No.262 Ground Floor	Peeling of Plaster	73
42	Wall No. 2 Shop No.262 Ground Floor	Peeling of Plaster	74
43	Wall No. Floor Shop No.262 Ground Floor	Damaged Portion	75
44	Wall No. 2 Shop No.262 Ground Floor	Peeling of Plaster	76
45	Wall No. 5 Shop No.262 Ground Floor	Peeling of Plaster	77
46	Wall No. 4 Shop No.262 Ground Floor	Peeling of Plaster	78
47	Wall No. Floor Shop No.262 Ground Floor	Damaged Portion	79
48	External Wall Varanda of Shop No.262 Ground Floor	Peeling of Plaster	80
49	Roof Varanda of Shop No.262 Ground Floor	Dampness/Seepage	81
50	Roof Varanda of Shop No.262 Ground Floor	Dampness/Seepage	82
51	Right side Beam Varanda of Shop No.262 Ground Floor	Damaged Portion	83
52	Roof Varanda of Shop No.262 Ground Floor	Damaged Portion	84
53	Rightside External Beam Varanda of Shop No.261 Ground Floor	Damaged Portion	85
54	Wall No. Left side External Beam Varanda of Shop No.261 Ground Floor	Peeling of Plaster	86
55	Roof Varanda of Shop No.261 Ground Floor	Dampness/Seepage	87
56	Roof Part A of Shop No.260 Ground Floor	Peeling of Plaster	88
57	Wall No. 1 Part B of Shop No.260 Ground Floor	Plaster Crack	89
58	Roof Part B of Shop No.260 Ground Floor	Damaged Portion	90
59	Wall No. 2 Part B of Shop No.260 Ground Floor	Plaster Crack	91
60	Floor Part B of Shop No.260 Ground Floor	Damaged Portion	92
61	Roof Varanda of Shop No.260 Ground Floor	Dampness/Seepage	93
62	Roof Varanda of Shop No.259 Ground Floor	Dampness/Seepage	94
63	Roof Varanda of Shop No.259 Ground Floor	Damaged Portion	95
64	Roof Varanda of Shop No.257 Ground Floor	Peeling of Plaster	96
65	Roof Varanda of Shop No.257 Ground Floor	Damaged Portion	97
66	Rightside External Column Varanda of Shop No.256 Ground Floor	Peeling of Plaster	98
67	Wall No. Internal Right Side Column Varanda of Shop No.255 Ground Floor	Damaged Portion	99
68	Roof Varanda of Shop No.255 Ground Floor	Peeling of Plaster	100
69	Roof Varanda of Shop No.255 Ground Floor	Damaged Portion	101
70	Roof Varanda of Shop No.270 Ground Floor	Damaged Portion	102
71	Roof Varanda of Shop No.269 Ground Floor	Dampness/Seepage	103
72	Roof Varanda of Shop No.269 Ground Floor	Damaged Portion	104
73	Roof Varanda of Shop No.269 Ground Floor	Damaged Portion	105
74	Roof Varanda Shop No. 267	Dampness/Seepage	106
75	Leftside Gate Shop Ground Floor	Damaged Portion	107
76	Leftside Gate Shop Ground Floor	Damaged Portion	108
77	Wall No. 4 Shop No.6 Ground Floor	Dampness/Seepage	109
78	Roof Shop No.6 Ground Floor	Dampness/Seepage	110
79	Wall No. 3 Shop No.6 Ground Floor	Peeling of Plaster	111
80	Wall No. 3 Shop No.6 Ground Floor	Peeling of Plaster	112
81	Frontside Wall Shop No.6 Ground Floor	Plaster Crack	113
82	Frontside Wall Shop No.6 Ground Floor	Peeling of Plaster	114
83	Frontside Gate Shop No.6 Ground Floor	Damaged Portion	115

Summary of Areas that Could not be Surveyed			
Serial No.	Location	Description	Photo No.
1	Wall No. 1 Kaushar Opticals Ground Floor	Covered with Material	116
2	Wall No. 4 Kaushar Opticals Ground Floor	Covered with Material	117
3	Wall No. 2 Kaushar Opticals Ground Floor	Covered with Material	118

4	Roof Kaushar Opticals Ground Floor	Covered will Fall Ceiling	119
5	Wall No. 4 Gulam Ali Chashme Wale Ground Floor	Covered with Material	120
6	Wall No. 1 Gulam Ali Chashme Wale Ground Floor	Covered with Wood Work	121
7	Roof Gulam Ali Chashme Wale Ground Floor	Covered will Fall Ceiling	122
8	Shop Ground Floor	Locked	123
9	Shop Ground Floor	Locked	124
10	Wall No. 4 Part A of Shop No.268 Ground Floor	Covered With Material	125
11	Wall No. 1 Part A of Shop No.268 Ground Floor	Covered With Material	126
12	Wall No. 2 Part A of Shop No.268 Ground Floor	Covered With Material	127
13	Wall No. 1 & 4 Part B of Shop No.268 Ground Floor	Covered With Material	128
14	Wall No. 2 & 4 Part B of Shop No.268 Ground Floor	Covered With Material	129
15	Wall No. 1 & 4 Part C of Shop No.268 Ground Floor	Covered With Material	130
16	Wall No. 2 & 4 Part C of Shop No.268 Ground Floor	Covered With Material	131
17	Wall No. 1, 4 & Roof Shop No.266 Ground Floor	Covered With Material	132
18	Wall No. 2 & 4 Shop No.266 Ground Floor	Covered With Material	133
19	Wall No. 1 Shop No.265 Ground Floor	Covered With Material & Wooden Work	134
20	Wall No. 2 & 4 Shop No.265 Ground Floor	Covered With Material & Wooden Work	135
21	Roof Shop No.265 Ground Floor	Covered With Falls Ceiling	136
22	Wall No. 1 & 4 Shop No.265 Basement		137
23	Wall No. 2 & 4 Shop No.265 Basement	Covered With Material	138
24	Wall No. 1 & 4 Part A of Shop No.264 Ground Floor	Covered With Material	139
25	Wall No. 2 & 4 Part A of Shop No.264 Ground Floor	Covered With Material	140
26	Wall No. 1 & 4 Part B of Shop No.264 Ground Floor	Covered With Material	141
27	Wall No. 2 & 4 Part B of Shop No.264 Ground Floor	Covered With Material	142
28	Wall No. 1, 2 & 4 Part C of Shop No.264 Ground Floor	Covered With Material	143
29	Wall No. 6 Shop No.262 Ground Floor	Covered With Wooden work & Material	144
30	Wall No. 4 Shop No.262 Ground Floor	Covered With tile	145
31	Roof Shop No.262 Ground Floor	Covered With Wooden Ceiling	146
32	Wall No. 2 Shop No.262 Upper Ground Floor	Covered With Wooden work & Material	147
33	Wall No. 1 Shop No.262 Upper Ground Floor	Covered With Wooden work & Material	148
34	Roof Shop No.262 Upper Ground Floor	Covered With Wooden Ceiling	149
35	Wall No. 1 & 4 Shop No.262 Ground Floor	Covered With Tile	150
36	Wall No. 2 Shop No.262 Ground Floor	Half Covered With Tile	151
37	Wall No. 1 & 4 Shop No.261 Ground Floor	Covered With Material	152
38	Wall No. 2 & 4 Shop No.261 Ground Floor	Covered With Material	153
39	Wall No. 1 & 4 Part A of Shop No.260 Ground Floor		154
40	Wall No. 2 & 4 Part A of Shop No.260 Ground Floor		155
41	Wall No. 1 Part A of Shop No.259 A Ground Floor	Covered With wooden Work	156
42	Wall No. 2 & 4 Part A of Shop No.259 A Ground Floor	Covered With wooden Work	157
43	All Walls Part B of Shop No.259 A Ground Floor	Covered With wooden Work	158
44	All Walls Part A of Shop No.259 Ground Floor	Covered With Material	159
45	All Walls Part B of Shop No.259 Ground Floor	Covered With Material	160
46	Wall No. 1 & 4 Shop No.258 Ground Floor	Covered With Material	161
47	Wall No. 2, 4 & Roof Shop No.258 Ground Floor	Covered With Material & Roof Ceiling work	162
48	Roof Varanda of Shop No.258 Ground Floor		163
49	All Walls Shop No.257 Ground Floor	Covered With Material	164
50	Roof Shop No.257 Ground Floor	Covered With Ceiling Work	165
51	Wall No. 1 & 4 Shop No.256 Ground Floor	Covered With Material	166
52	Wall No. 2 & 4 Shop No.256 Ground Floor	Covered With Material	167
53	All Walls Shop No.255 Ground Floor	Covered With Material & Wooden Ceiling	168
54	Wall No. 1 & 4 Shop No.270 Ground Floor	Covered With wooden Racks & Material	169
55	Wall No. 2 & 4 Shop No.270 Ground Floor		170

56	Wall No. 2 Shop No.269 Ground Floor	Covered With Glass Rack & Material	171
57	Wall No. 1 & 4 Shop No.267 Ground Floor	Covered With wooden Racks & Material	172
58	Wall No. 2 & 4 Shop No.267 Ground Floor	Covered with Material	173
59	Roof Shop No.267 Ground Floor	Covered with False Ceiling	174
60	All Walls Shop No.4 Ground Floor	Covered With Material	175
61	All Walls Shop No.5 Ground Floor	Covered With Material	176
62	All Walls Shop Ground Floor	Covered With Material	177
63	Roof Shop Ground Floor	Covered With Falls Ceiling	178
64	Wall No. 2 Shop No.6 Ground Floor	Covered With Material	179
65	Wall No. 4 Shop No.6 Ground Floor	Covered With Material	180
66	Wall No. 1 Shop No.6 Ground Floor	Covered With Material	181
67	All Walls Shop No.8 Ground Floor	Covered With Wooden Racks & Material	182
68	All Walls Shop No.9 Ground Floor	Covered With Wooden Racks & Material	183
69	Shop No.10 Ground Floor	Covered With Wooden Racks & Material	184
70	Shop No Ground Floor	Locked	185



Pre - Condition Building Survey for Construction of Underground Stations from Chandpole to Bari Chouper and reversal line



Photo 1
View of Transformer



Photo 2
View of Shop Kaushar Opticals, Ground Floor



Photo 3
View of Shop Gulam Ali Chashme Wale, Ground Floor



Photo 4
View of Kamal Opticals, Ground Floor



Photo 5
View ABC Tours & Travels, Ground Floor



Photo 6
View of Shop No.268, Ground Floor

Pre - Condition Building Survey for Construction of Underground Stations from Chandpole to Bari Chouper and reversal line



Photo 7
View of Shop No.266, Ground Floor



Photo 8
View of Shop No.265, Ground Floor



Photo 9
View of Shop No.264, Ground Floor



Photo 10
View of Shop No.262 Bhojnaley, Ground Floor



Photo 11
View of Shop no.261, Ground Floor



Photo 12
View of Shop No.260, Ground Floor

Pre - Condition Building Survey for Construction of Underground Stations from Chandpole to Bari Chouper and reversal line



Photo 13
View of Shop No.259 A, Ground Floor



Photo 14
View of Shop No.259, Ground Floor



Photo 15
View of Shop No.258, Ground Floor



Photo 16
View of Shop No.257, Ground Floor



Photo 17
View of Shop No.256, Ground Floor



Photo 18
View of Shop No.255, Ground Floor

Pre - Condition Building Survey for Construction of Underground Stations from Chandpole to Bari Chouper and reversal line



Photo 19
View of Transformer, Ground Floor



Photo 20
View of Transformer, Ground Floor




Photo 21
View of Transformer, Ground Floor



Photo 22
View of Transformer, Ground Floor



Photo 23
View of Shop No.270, Ground Floor



Photo 24
View of Shop No.269, Ground Floor

Pre - Condition Building Survey for Construction of Underground Stations from Chandpole to Bari Chouper and reversal line



Photo 25
View of Shop No.267, Ground Floor



Photo 26
View of Shop No.4, Ground Floor



Photo 27
View of Shop No.5 Murali Pan Bhandar, Ground Floor



Photo 28
View of Shop, Ground Floor



Photo 29
View of Shop No.6 Shree Narayan Aalwala, Ground Floor



Photo 30
View of Shop No.8 Pecard Watch Co., Ground Floor

Pre - Condition Building Survey for Construction of Underground Stations from Chandpole to Bari Chouper and reversal line



Photo 31
View of Shop No.9 Ishwar Plastic, Ground Floor



Photo 32
View of Shop No.10 Parkash Watch & Co., Ground Floor



Photo 33
Horizontal Crack on Roof of Varanda of Shop No.266, G/F. Approx. Width = 0.25mm, Approx. Length = 2.3m. Distance from Leftside External Column = Backsidem, Height from Floor = 3.5m.



Photo 34
Horizontal Crack on Roof of Varanda of Shop No.265, Ground Floor. Approx. Width = 0.5mm, Approx. Length = 2.5m. Distance from Leftside External Column = 1m, Height from Floor = 3.5m.



Photo 35
Horizontal Crack on Roof of Varanda of Shop No.264, Ground Floor. Approx. Width = 0.35mm, Approx. Length = 2.5m. Distance from Rightside External Column = 0.5m, Height from Floor = 3.5m.



Photo 36
Horizontal Crack on Roof of Varanda of Shop No.264, Ground Floor. Approx. Width = 0.35mm, Approx. Length = 2.5m. Distance from Leftside External Column = 1m, Height from Floor = 3.5m.

Pre - Condition Building Survey for Construction of Underground Stations from Chandpole to Bari Chouper and reversal line



Photo 37

Horizontal Crack on Roof of Varanda of Shop No.264, Ground Floor
Approx. Width = 0.35mm, Approx. Length = 2m. Distance from Leftside
External Column = 0m, Height from Floor = 3.5m.



Photo 38

Horizontal Crack on Roof of Varanda of Shop No.261, G/F Approx.
Width = 0.4mm, Approx. Length = 2.5m. Distance from Rightside
External Column = Backsidem, Height from Floor = 3.5m.



Photo 39

Horizontal Crack on Roof of Varanda of Shop No.261, Ground Floor
Approx. Width = 0.15mm, Approx. Length = 2.5m. Distance from
Leftside External Column = 0.9m, Height from Floor = 3.5m.



Photo 40

Inclined Crack on Wall No. 4 of Part B of Shop No.260, Ground Floor
Approx. Width = 0.25mm, Approx. Length = 1.25m. Distance from Wall
No.4 = 0.25m, Height from Floor = 1m.




Photo 40A

Inclined Crack on Wall No. 4 of Part B of Shop No.260, Ground Floor
Approx. Width = 0.25mm, Approx. Length = 1.25m. Distance from Wall
No.4 = 0.25m, Height from Floor = 1m.



Photo 41

Inclined Crack on Wall No. 2 of Part B of Shop No.260, Ground Floor
Approx. Width = 0.25mm, Approx. Length = 1.6m. Distance from Wall
No.4 = 0.6m, Height from Floor = 0.6m.

Pre - Condition Building Survey for Construction of Underground Stations from Chandpole to Bari Chouper and reversal line



Photo 41A

Inclined Crack on Wall No. 2 of Part B of Shop No.260, Ground Floor
Approx. Width = 0.25mm, Approx. Length = 1.6m. Distance from Wall
No.4 = 0.6m, Height from Floor = 0.6m.



Photo 42

Horizontal Crack on Roof of Varanda of Shop No.260, G/F Approx.
Width = 0.4mm, Approx. Length = 4.5m. Distance from Rightside
External Beam = Backsidem, Height from Floor = 3.5m.



Photo 43

Horizontal Crack on Roof of Varanda of Shop No.259, Ground Floor
Approx. Width = 0.8mm, Approx. Length = 1.5m. Distance from Leftside
External Column = 0m, Height from Floor = 3.5m.



Photo 44

Horizontal Crack on Roof of Varanda of Shop No.259, Ground Floor
Approx. Width = 0.25mm, Approx. Length = 1.5m. Distance from
Leftside External Column = 0m, Height from Floor = 3.5m.



Photo 45

Inclined Crack on Roof of Varanda of Shop No.257, Ground Floor
Approx. Width = 2.5mm, Approx. Length = 3m. Distance from Leftside
External Column = 1.3m, Height from Floor = 3.5m.



Photo 46

Horizontal Crack on Roof of Varanda of Shop No.257, G/F Approx.
Width = 2.5mm, Approx. Length = 2.5m. Distance from Leftside External
Column = Backsidem, Height from Floor = 3.5m.

Pre - Condition Building Survey for Construction of Underground Stations from Chandpole to Bari Chouper and reversal line



Photo 47

Inclined Crack on Roof of Varanda of Shop No.256, Ground Floor
Approx. Width = 0.5mm, Approx. Length = 2m. Distance from Rightside
External Column = 1.5m, Height from Floor = 3.5m.



Photo 48

Horizontal Crack on Roof of Varanda of Shop No.256, Ground Floor
Approx. Width = 0.35mm, Approx. Length = 2m. Distance from
Rightside External Column = 0.3m, Height from Floor = 3.5m.



Photo 49

Horizontal Crack on Roof of Varanda of Shop No.255, Ground Floor
Approx. Width = 5mm, Approx. Length = 2.5m. Distance from Rightside
External Column = Backsidem, Height from Floor = 3.5m.



Photo 50

Horizontal Crack on Roof of Varanda of Shop No.270, Ground Floor
Approx. Width = 0.15mm, Approx. Length = 2m. Distance from
Rightside External Column = 1.3m, Height from Floor = 3.5m.



Photo 51

Horizontal Crack on Roof of Varanda of Shop No.270, Ground Floor
Approx. Width = 0.3mm, Approx. Length = 2m. Distance from Leftside
External Column = Backsidem, Height from Floor = 3.5m.



Photo 52

Horizontal Crack on Roof of Varanda, Shop No. 267 Approx. Width =
0.15mm, Approx. Length = 1.3m. Distance from = Backside Right Side
External Columnm, Height from Floor = 3.5m.

Pre - Condition Building Survey for Construction of Underground Stations from Chandpole to Bari Chouper and reversal line



Photo 53

Inclined Crack on Wall No. 4 of Shop, Ground Floor Approx. Width = 1.5mm, Approx. Length = 1.5m. Distance from Wall No.1 = 1m, Height from Floor = 2.1m.



Photo 54

Inclined Crack on Wall No. 3 of Shop No.6, Ground Floor Approx. Width = 0.4mm, Approx. Length = 0.6m. Distance from Wall No.1 = 2.5m, Height from Floor = 2.5m.



Photo 55

Vertical Crack on Wall No. 1 of Shop No.6, Ground Floor Approx. Width = 0.4mm, Approx. Length = 1.8m. Distance from Wall No.3 = 1.3m, Height from Floor = 0m.



Photo 56

Inclined Crack on Frontside Gate of Shop No.6, Ground Floor Approx. Width = 1.5mm, Approx. Length = 2m. Distance from Wall No.1 = 6m, Height from Floor = 0.6m.



Photo 56A

Inclined Crack on Frontside Gate of Shop No.6, Ground Floor Approx. Width = 1.5mm, Approx. Length = 2m. Distance from Wall No.1 = 6m, Height from Floor = 0.6m.



Photo 57

Dampness/Seepage on Wall No. 2 of Gulam Ali Chashme Wale of Ground Floor

Pre - Condition Building Survey for Construction of Underground Stations from Chandpole to Bari Chouper and reversal line



Photo 58

Peeling of Plaster on Wall No. 4 of Gulam Ali Chashme Wale of Ground Floor



Photo 59

Peeling of Plaster on Wall No. 4 of Kamal Opticals of Ground Floor



Photo 60

Peeling of Plaster on Wall No. 2 of Kamal Opticals of Ground Floor



Photo 61

Peeling of Plaster on Wall No. 3 of Kamal Opticals of Ground Floor



Photo 62

Dampness/Seepage on Roof of ABC Tours & Travels of Ground Floor



Photo 63

Dampness/Seepage on Wall No. 1 of ABC Tours & Travels of Ground Floor

Pre - Condition Building Survey for Construction of Underground Stations from Chandpole to Bari Chouper and reversal line



Photo 64

Dampness/Seepage on Wall No. 2 of ABC Tours & Travels of Ground Floor



Photo 65

Peeling of Plaster on External Wall of ABC Tours & Travels of Ground Floor



Photo 66

Damaged Portion on Roof of Shop No.268 of Ground Floor



Photo 67

Dampness/Seepage on Roof of Varanda of Shop No.266 of Ground Floor



Photo 68

Dampness/Seepage on Roof of Varanda of Shop No.265 of Ground Floor



Photo 69

Peeling of Plaster on Roof of Varanda of Shop No.265 of Ground Floor

Pre - Condition Building Survey for Construction of Underground Stations from Chandpole to Bari Chouper and reversal line



Photo 70

Peeling of Plaster on Roof of Varanda of Shop No.265 of Ground Floor



Photo 71

Peeling of Plaster on Roof of Part B of Shop No.264 of Ground Floor



Photo 72

Dampness/Seepage on Roof of Varanda of Shop No.264 of Ground Floor



Photo 73

Peeling of Plaster on Wall No. 2 of Shop No.262 of Ground Floor



Photo 74

Peeling of Plaster on Wall No. 2 of Shop No.262 of Ground Floor



Photo 75

Damaged Portion on Floor of Shop No.262 of Ground Floor

Pre - Condition Building Survey for Construction of Underground Stations from Chandpole to Bari Chouper and reversal line



Photo 76

Peeling of Plaster on Wall No. 2 of Shop No.262 of Ground Floor



Photo 77

Peeling of Plaster on Wall No. 5 of Shop No.262 of Ground Floor



Photo 78

Peeling of Plaster on Wall No. 4 of Shop No.262 of Ground Floor



Photo 79

Damaged Portion on Floor of Shop No.262 of Ground Floor



Photo 80

Peeling of Plaster on External Wall of Varanda of Shop No.262 of Ground Floor



Photo 81

Dampness/Seepage on Roof of Varanda of Shop No.262 of Ground Floor

Pre - Condition Building Survey for Construction of Underground Stations from Chandpole to Bari Chouper and reversal line



Photo 82

Dampness/Seepage on Roof of Varanda of Shop No.262 of Ground Floor



Photo 83

Damaged Portion on Right side Beam of Varanda of Shop No.262 of Ground Floor



Photo 84

Damaged Portion on Roof of Varanda of Shop No.262 of Ground Floor



Photo 85

Damaged Portion on Rightside External Beam of Varanda of Shop No.261 of Ground Floor




Photo 86

Peeling of Plaster on Left side External Beam of Varanda of Shop No.261 of Ground Floor



Photo 87

Dampness/Seepage on Roof of Varanda of Shop No.261 of Ground Floor

Pre - Condition Building Survey for Construction of Underground Stations from Chandpole to Bari Chouper and reversal line



Photo 88

Peeling of Plaster on Roof of Part A of Shop No.260 of Ground Floor



Photo 89

Plaster Crack on Wall No. 1 of Part B of Shop No.260 of Ground Floor



Photo 90

Damaged Portion on Roof of Part B of Shop No.260 of Ground Floor



Photo 91

Plaster Crack on Wall No. 2 of Part B of Shop No.260 of Ground Floor



Photo 92

Damaged Portion on Floor of Part B of Shop No.260 of Ground Floor



Photo 93

Dampness/Seepage on Roof of Varanda of Shop No.260 of Ground Floor

Pre - Condition Building Survey for Construction of Underground Stations from Chandpole to Bari Chouper and reversal line



Photo 94

Dampness/Seepage on Roof of Varanda of Shop No.259 of Ground Floor



Photo 95

Damaged Portion on Roof of Varanda of Shop No.259 of Ground Floor



Photo 96

Peeling of Plaster on Roof of Varanda of Shop No.257 of Ground Floor



Photo 97

Damaged Portion on Roof of Varanda of Shop No.257 of Ground Floor



Photo 98

Peeling of Plaster on Rightside External Column of Varanda of Shop No.256 of Ground Floor



Photo 99

Damaged Portion on Internal Right Side Column of Varanda of Shop No.255 of Ground Floor

Pre - Condition Building Survey for Construction of Underground Stations from Chandpole to Bari Chouper and reversal line



Photo 100

Peeling of Plaster on Roof of Varanda of Shop No.255 of Ground Floor



Photo 101

Damaged Portion on Roof of Varanda of Shop No.255 of Ground Floor



Photo 102

Damaged Portion on Roof of Varanda of Shop No.270 of Ground Floor



Photo 103

Dampness/Seepage on Roof of Varanda of Shop No.269 of Ground Floor



Photo 104

Damaged Portion on Roof of Varanda of Shop No.269 of Ground Floor



Photo 105

Damaged Portion on Roof of Varanda of Shop No.269 of Ground Floor

Pre - Condition Building Survey for Construction of Underground Stations from Chandpole to Bari Chouper and reversal line



Photo 106
Dampness/Seepage on Roof of Varanda of Shop No. 267



Photo 107
Damaged Portion on Leftside Gate of Shop of Ground Floor



Photo 108
Damaged Portion on Leftside Gate of Shop of Ground Floor



Photo 109
Dampness/Seepage on Wall No. 4 of Shop No.6 of Ground Floor



Photo 110
Dampness/Seepage on Roof of Shop No.6 of Ground Floor



Photo 111
Peeling of Plaster on Wall No. 3 of Shop No.6 of Ground Floor

Pre - Condition Building Survey for Construction of Underground Stations from Chandpole to Bari Chouper and reversal line



Photo 112
Peeling of Plaster on Wall No. 3 of Shop No.6 of Ground Floor



Photo 113
Plaster Crack on Frontside Wall of Shop No.6 of Ground Floor



Photo 114
Peeling of Plaster on Frontside Wall of Shop No.6 of Ground Floor



Photo 115
Damaged Portion on Frontside Gate of Shop No.6 of Ground Floor



Photo 116
Wall No. 1 of Kaushar Opticals of Ground Floor Covered with Material



Photo 117
Wall No. 4 of Kaushar Opticals of Ground Floor Covered with Material

Pre - Condition Building Survey for Construction of Underground Stations from Chandpole to Bari Chouper and reversal line



Photo 118

Wall No. 2 of Kaushar Optical's of Ground Floor Covered with Material



Photo 119

Roof of Kaushar Optical's of Ground Floor Covered will Fall Ceiling



Photo 120

Wall No. 4 of Gulam Ali Chashme Wale of Ground Floor Covered with Material



Photo 121

Wall No. 1 of Gulam Ali Chashme Wale of Ground Floor Covered with Wood Work



Photo 122

Roof of Gulam Ali Chashme Wale of Ground Floor Covered will Fall Ceiling



Photo 123

Shop of Ground Floor Locked

Pre - Condition Building Survey for Construction of Underground Stations from Chandpole to Bari Chouper and reversal line



Photo 124
Shop of Ground Floor Locked




Photo 125
Wall No. 4 of Part A of Shop No.268 of Ground Floor Covered With Material



Photo 126
Wall No. 1 of Part A of Shop No.268 of Ground Floor Covered With Material



Photo 127
Wall No. 2 of Part A of Shop No.268 of Ground Floor Covered With Material



Photo 128
Wall No. 1 & 4 of Part B of Shop No.268 of Ground Floor Covered With Material



Photo 129
Wall No. 2 & 4 of Part B of Shop No.268 of Ground Floor Covered With Material

Pre - Condition Building Survey for Construction of Underground Stations from Chandpole to Bari Chouper and reversal line



Photo 130

Wall No. 1 & 4 of Part C of Shop No.268 of Ground Floor Covered With Material



Photo 131

Wall No. 2 & 4 of Part C of Shop No.268 of Ground Floor Covered With Material



Photo 132

Wall No. 1, 4 & Roof of Shop No.266 of Ground Floor Covered With Material



Photo 133

Wall No. 2 & 4 of Shop No.266 of Ground Floor Covered With Material



Photo 134

Wall No. 1 of Shop No.265 of Ground Floor Covered With Material & Wooden Work




Photo 135

Wall No. 2 & 4 of Shop No.265 of Ground Floor Covered With Material & Wooden Work

Pre - Condition Building Survey for Construction of Underground Stations from Chandpole to Bari Chouper and reversal line



Photo 136
Roof of Shop No. 265 of Ground Floor Covered With Falls Ceiling



Photo 137
Wall No. 1 & 4 of Shop No. 265 of Basement



Photo 138
Wall No. 2 & 4 of Shop No. 265 of Basement Covered With Material



Photo 139
Wall No. 1 & 4 of Part A of Shop No. 264 of Ground Floor Covered With Material



Photo 140
Wall No. 2 & 4 of Part A of Shop No. 264 of Ground Floor Covered With Material



Photo 141
Wall No. 1 & 4 of Part B of Shop No. 264 of Ground Floor Covered With Material

Pre - Condition Building Survey for Construction of Underground Stations from Chandpole to Bari Chouper and reversal line



Photo 142

Wall No. 2 & 4 of Part B of Shop No.264 of Ground Floor Covered With Material



Photo 143

Wall No. 1, 2 & 4 of Part C of Shop No.264 of Ground Floor Covered With Material



Photo 144

Wall No. 6 of Shop No.262 of Ground Floor Covered With Wooden work & Material



Photo 145

Wall No. 4 of Shop No.262 of Ground Floor Covered With tile



Photo 146

Roof of Shop No.262 of Ground Floor Covered With Wooden Ceiling



Photo 147

Wall No. 2 of Shop No.262 of Upper Ground Floor Covered With Wooden work & Material

Pre - Condition Building Survey for Construction of Underground Stations from Chandpole to Bari Chouper and reversal line



Photo 148

Wall No. 1 of Shop No.262 of Upper Ground Floor Covered With Wooden work & Material



Photo 149

Roof of Shop No.262 of Upper Ground Floor Covered With Wooden Ceiling



Photo 150

Wall No. 1 & 4 of Shop No.262 of Ground Floor Covered With Tile



Photo 151

Wall No. 2 of Shop No.262 of Ground Floor Half Covered With Tile



Photo 152

Wall No. 1 & 4 of Shop No.261 of Ground Floor Covered With Material



Photo 153

Wall No. 2 & 4 of Shop No.261 of Ground Floor Covered With Material

Pre - Condition Building Survey for Construction of Underground Stations from Chandpole to Bari Chouper and reversal line



Photo 154

Wall No. 1 & 4 of Part A of Shop No.260 of Ground Floor



Photo 155

Wall No. 2 & 4 of Part A of Shop No.260 of Ground Floor



Photo 156

Wall No. 1 of Part A of Shop No.259 A of Ground Floor Covered With wooden Work



Photo 157

Wall No. 2 & 4 of Part A of Shop No.259 A of Ground Floor Covered With wooden Work



Photo 158

All Walls of Part B of Shop No.259 A of Ground Floor Covered With wooden Work




Photo 159

All Walls of Part A of Shop No.259 of Ground Floor Covered With Material

Pre - Condition Building Survey for Construction of Underground Stations from Chandpole to Bari Chouper and reversal line



Photo 160

All Walls of Part B of Shop No.259 of Ground Floor Covered With Material



Photo 161

Wall No. 1 & 4 of Shop No.258 of Ground Floor Covered With Material



Photo 162

Wall No. 2, 4 & Roof of Shop No.258 of Ground Floor Covered With Material & Roof Ceiling work



Photo 163

Roof of Varanda of Shop No.258 of Ground Floor



Photo 164

All Walls of Shop No.257 of Ground Floor Covered With Material



Photo 165

Roof of Shop No.257 of Ground Floor Covered With Ceiling Work

Pre - Condition Building Survey for Construction of Underground Stations from Chandpole to Bari Chouper and reversal line



Photo 166

Wall No. 1 & 4 of Shop No.256 of Ground Floor Covered With Material



Photo 167

Wall No. 2 & 4 of Shop No.256 of Ground Floor Covered With Material



Photo 168

All Walls of Shop No.255 of Ground Floor Covered With Material & Wooden Ceiling



Photo 169

Wall No. 1 & 4 of Shop No.270 of Ground Floor Covered With wooden Racks & Material



Photo 170

Wall No. 2 & 4 of Shop No.270 of Ground Floor



Photo 171

Wall No. 2 of Shop No.269 of Ground Floor Covered With Glass Rack & Material

Pre - Condition Building Survey for Construction of Underground Stations from Chandpole to Bari Chouper and reversal line



Photo 172

Wall No. 1 & 4 of Shop No.267 of Ground Floor Covered With wooden Racks & Material



Photo 173

Wall No. 2 & 4 of Shop No.267 of Ground Floor Covered with Material



Photo 174

Roof of Shop No.267 of Ground Floor Covered with False Ceiling



Photo 175

All Walls of Shop No.4 of Ground Floor Covered With Material




Photo 176

All Walls of Shop No.5 of Ground Floor Covered With Material



Photo 177

All Walls of Shop of Ground Floor Covered With Material

Pre - Condition Building Survey for Construction of Underground Stations from Chandpole to Bari Chouper and reversal line



Photo 178

Roof of Shop of Ground Floor Covered With Falls Ceiling



Photo 179

Wall No. 2 of Shop No.6 of Ground Floor Covered With Material



Photo 180

Wall No. 4 of Shop No.6 of Ground Floor Covered With Material



Photo 181

Wall No. 1 of Shop No.6 of Ground Floor Covered With Material



Photo 182

All Walls of Shop No.8 of Ground Floor Covered With Wooden Racks & Material



Photo 183

All Walls of Shop No.9 of Ground Floor Covered With Wooden Racks & Material

Pre - Condition Building Survey for Construction of Underground Stations from Chandpole to Bari Chouper and reversal line



Photo 184

Shop No.10 of Ground Floor Covered With Wooden Racks & Material



Photo 185

Shop No of Ground Floor Locked

Pre - Condition Building Survey for Construction of Underground Stations from Chandpole to Bari Chouper and reversal line



Shops
Tripoli Bazar
Jaipur
Unique ID: CC BC DN 0034

Report Number: AIMIL/ESG/JMCEC/CC BC DN 0034/01, Rev. 00, Dated: January 2014

Building Owner
Contractor

Various Owners
CEC

Client
Sub-Contractor

JMRC Limited
AIMIL Limited

Pre - Condition Building Survey for Construction of Underground Stations from Chandpole to Bari Chouper and reversal line

Table of Contents

S.No.	Particulars	Page No.
1	Introduction	2
2	Survey Details	2
3	About the Structure	3
4	Building Ownership Details	3
5	Project Details	4
6	General Building Details	4
7	Summary of Cracks	5
8	Summary of Defects other than Cracks	
9	Summary of Areas that Could not be surveyed	
10	Defect Photographs	
11	Schematic Diagram of Building	

Introduction

The Jaipur Metro Rail is being constructed to provide the city of Jaipur with a modern and technologically advanced Transit System, to provide a safe and well connected means of transport that reduces traffic congestion. The project consists of two corridors with underground and elevated sections.

The construction of underground rail and road infrastructures in metropolitan and cosmopolitan cities are mostly through developed area under challenging soil conditions.

The alignment of structure is passing through densely inhabited areas, many structures are falling in the zone of influence of construction activities. It is required to carry out the pre-condition survey of those structures. The scope of work of this survey includes carrying out pre-condition survey of those structures.

Survey Details

S.No.	Head	Particulars	Signatures
1	Date of Survey	20/12/2012	
2	AIMIL Representative		
3	CEC Representative		
4	Structural Designer of CEC		
5	JMRC/DMRC Representative		

Pre - Condition Building Survey for Construction of Underground Stations from Chandpole to Bari Chouper and reversal line

About the Structure

The structure under consideration is a Single Story Load Bearing Structure having a floors. The structure was constructed in year 1813 and is 200 years old.

There are 3 defects in the structure out of which 1 are cracks. Category wise distribution of cracks is given in the table below. Overall the Building can be categorised in Category I (Very Slight)

Category	Number of Cracks	% of Total Cracks
Negligible (< 0.1mm)	0	0%
Very Slight (0.1 to 1mm)	1	100%
Slight (1 to 5mm)	0	0%
Moderate (5 to 15mm)	0	0%
Severe (15 to 25mm)	0	0%
Very Severe (>25mm)	0	0%

The average width of cracks is 0.6mm and average length of cracks is 1m. The maximum crack width is 0.6mm and minimum width is 0.6mm.

Building Ownership Details			
Unique ID/Sub ID	Premises Name	Owner	Signatures
CC-BC/DL/0034-01	Bharat Watch Company		
CC-BC/DL/0034-02	Sardari Lal & Sons		
CC-BC/DL/0034-FF-SF			
CC-BC/DL/0034-3-4	Shri Kashera Tent & Decorators		

Pre - Condition Building Survey for Construction of Underground Stations from Chandpole to Bari Chouper and reversal line

Project Details		
S. No.	Head	Particulars
1	Project	Jaipur Metro Rail Project
2	Section	Chandpole to Bari Chaupar
3	Client	JMRC Limited
4	Consultant	DMRC Limited
5	Contractor	CEC
6	Design Consultant of Contractor	Omikron Kappa - Indus Consultrans JV
7	Sub-Contractor	AIMIL Limited
8	Subject	Pre-Condition Survey Report

General Building Details (As informed verbally by Building Owner)		
S. No.	Head	Particulars
1	Building Name	Shops
2	Building Address	Shops Tripola Bazar Jaipur
3	Year of Construction	1813
4	Number of Floors	G
5	Number of Basements	None
6	Type of Building	Commercial
7	Approximate Height	3m
8	Approximate Area	Not Known
9	Age of Building	200 years
10	Type of Structure	Load Bearing Structure
11	Type of Foundation	Not Known
12	Number of Bore Wells	None
13	Depth and Diameter of Bore	N.A.
14	Roadways	One Side
15	Presence of Equipment/Machines	None

Pre - Condition Building Survey for Construction of Underground Stations from Chandpole to Bari Chouper and reversal line

Summary of Cracks						
Defect ID	Location	Orientation	Appx. Width (mm)	Appx. Length (m)	Category	Photo No.
1	Roof Part B Shop Sardari Lal & Sons, Ground Floor	Horizontal	0.6	1	Very Slight	6

Summary of Defects Other Than Crack			
Defect ID	Location	Description	Photo No.
2	Roof Shop Bharat Watch Co. Ground Floor	Peeling of Plaster	7
3	Wall No. 4 Part A Shop Sardari Lal & Sons, Ground Floor	Dampness/Seepage	8

Summary of Areas that Could not be Surveyed			
Serial No.	Location	Description	Photo No.
1	All Walls Shop Bharat Watch Co. Ground Floor	Covered With Material	9
2	All Walls Part A Shop Sardari Lal & Sons, Ground Floor	Covered With Wooden Racks & Material	10
3	Wall No. 1 & 4 Part B Shop Sardari Lal & Sons, Ground Floor	Covered With Wooden Racks & Material	11
4	Wall No. 2 & 4 Part B Shop Sardari Lal & Sons, Ground Floor	Covered With Wooden Racks & Material	12
5	Wall No. 3 Part B Shop Sardari Lal & Sons, Ground Floor	Covered With Wooden Racks & Material	13
6	Wall No. 1 & 2 Shop Shree Kasera Tent Decorators Ground Floor	Covered With Wooden Racks & Material	14
7	Wall No. 1 & 4 Shop Paras Traders Ground Floor	Covered With Wooden Racks & Material	15
8	Wall No. 2 & 3 Shop Paras Traders Ground Floor	Covered With Wooden Racks & Material	16
9	All Walls Shop Rahul Citi Godown Ground Floor	Covered With Material	17

Pre - Condition Building Survey for Construction of Underground Stations from Chandpole to Bari Chouper and reversal line



Photo 1
View of Shop Paras Traders



Photo 2
View of Shop Bharat watch Co., Ground Floor



Photo 3
View of Shop Saradari Lal & Sons, Ground Floor



Photo 4
View of Shop Shree Kasera Tent Decorators, Ground Floor



Photo 5
View of Shop Rahul Citi Godown, Ground Floor



Photo 6
Horizontal Crack on Roof of Part B, Shop Sardari Lal & Sons, Ground Floor, Approx. Width = 0.6mm, Approx. Length = 1m. Distance from Wall No.2 = 2.5m, Height from Floor = 2.8m.

Pre - Condition Building Survey for Construction of Underground Stations from Chandpole to Bari Chouper and reversal line



Photo 7

Peeling of Plaster on Roof of Shop Bharat Watch Co. of Ground Floor



Photo 8

Dampness/Seepage on Wall No. 4 of Part A of Shop Sardari Lal & Sons, Ground Floor



Photo 9

All Walls of Shop Bharat Watch Co. of Ground Floor Covered With Material



Photo 10

All Walls of Part A of Shop Sardari Lal & Sons, Ground Floor Covered With Wooden Racks & Material



Photo 11

Wall No. 1 & 4 of Part B of Shop Sardari Lal & Sons, Ground Floor Covered With Wooden Racks & Material



Photo 12

Wall No. 2 & 4 of Part B of Shop Sardari Lal & Sons, Ground Floor Covered With Wooden Racks & Material

Pre - Condition Building Survey for Construction of Underground Stations from Chandpole to Bari Chouper and reversal line



Photo 13

Wall No. 3 of Part B of Shop Sardari Lal & Sons, Ground Floor Covered With Wooden Racks & Material



Photo 14

Wall No. 1 & 2 of Shop Shree Kaseera Tent Decorators of Ground Floor Covered With Wooden Racks & Material



Photo 15

Wall No. 1 & 4 of Shop Paras Traders of Ground Floor Covered With Wooden Racks & Material



Photo 16

Wall No. 2 & 3 of Shop Paras Traders of Ground Floor Covered With Wooden Racks & Material



Photo 17

All Walls of Shop Rahul Citi Godown of Ground Floor Covered With Material

Pre - Condition Building Survey for Construction of Underground Stations from Chandpole to Bari Chouper and reversal line



House No. 635
Vidhydhar ka Rasta, Choti Chaupar
Jaipur
Unique ID: CC BC DN 0035

Report Number: AIMIL/ESG/JMCEC/CC BC DN 0035/01, Rev. 00, Dated: January 2014

Building Owner
Contractor

Various Owners
CEC

Client
Sub-Contractor

JMRC Limited
AIMIL Limited

Pre - Condition Building Survey for Construction of Underground Stations from Chandpole to Bari Chouper and reversal line

Table of Contents

S.No.	Particulars	Page No.
1	Introduction	2
2	Survey Details	2
3	About the Structure	3
4	Building Ownership Details	3
5	Project Details	4
6	General Building Details	4
7	Summary of Cracks	5
8	Summary of Defects other than Cracks	
9	Summary of Areas that Could not be surveyed	
10	Defect Photographs	
11	Schematic Diagram of Building	

Introduction

The Jaipur Metro Rail is being constructed to provide the city of Jaipur with a modern and technologically advanced Transit System, to provide a safe and well connected means of transport that reduces traffic congestion. The project consists of two corridors with underground and elevated sections.

The construction of underground rail and road infrastructures in metropolitan and cosmopolitan cities are mostly through developed area under challenging soil conditions.

The alignment of structure is passing through densely inhabited areas, many structures are falling in the zone of influence of construction activities. It is required to carry out the pre-condition survey of those structures. The scope of work of this survey includes carrying out pre-condition survey of those structures.

Survey Details

S.No.	Head	Particulars	Signatures
1	Date of Survey	12/12/2013	
2	AIMIL Representative		
3	CEC Representative		
4	Structural Designer of CEC		
5	JMRC/DMRC Representative		

Pre - Condition Building Survey for Construction of Underground Stations from Chandpole to Bari Chouper and reversal line

About the Structure

The structure under consideration is a Multi Story Load Bearing Structure having 3 floors. The structure was constructed in year 1860 and is 153 years old.

There are 203 defects in the structure out of which 55 are cracks. Category wise distribution of cracks is given in the table below. Overall the Building can be categorised in Category III (Moderate)

Category	Number of Cracks	% of Total Cracks
Negligible (< 0.1mm)	0	0%
Very Slight (0.1 to 1mm)	34	61.82%
Slight (1 to 5mm)	20	36.36%
Moderate (5 to 15mm)	1	1.82%
Severe (15 to 25mm)	0	0%
Very Severe (>25mm)	0	0%

The average width of cracks is 0.97mm and average length of cracks is 1.8m. The maximum crack width is 5mm and minimum width is 0.1mm.

Building Ownership Details			
Unique ID/Sub ID	Premises Name	Owner	Signatures
CC-BC/DL/0035-254			
CC-BC/DL/0035-253			
CC-BC/DL/0035-252			
CC-BC/DL/0035-251			
CC-BC/DL/0035-G-TF			
CC-BC/DL/0035-01			
CC-BC/DL/0035-02			
CC-BC/DL/0035-03			
CC-BC/DL/0035-04			
CC-BC/DL/0035-250			

Pre - Condition Building Survey for Construction of Underground Stations from Chandpole to Bari Chouper and reversal line

Project Details		
S. No.	Head	Particulars
1	Project	Jaipur Metro Rail Project
2	Section	Chandpole to Bari Chaupar
3	Client	JMRC Limited
4	Consultant	DMRC Limited
5	Contractor	CEC
6	Design Consultant of Contractor	Omikron Kappa - Indus Consultrans JV
7	Sub-Contractor	AIMIL Limited
8	Subject	Pre-Condition Survey Report

General Building Details (As informed verbally by Building Owner)		
S. No.	Head	Particulars
1	Building Name	House No. 635
2	Building Address	Vidhydhar ka Rasta, Choti Chaupar Jaipur
3	Year of Construction	1860
4	Number of Floors	G+3
5	Number of Basements	None
6	Type of Building	Residential + Commercial
7	Approximate Height	12m
8	Approximate Area	Not Known
9	Age of Building	153 years
10	Type of Structure	Load Bearing Structure
11	Type of Foundation	Not Known
12	Number of Bore Wells	None
13	Depth and Diameter of Bore	N.A.
14	Roadways	One Side
15	Presence of Equipment/Machines	None

Pre - Condition Building Survey for Construction of Underground Stations from Chandpole to Bari Chouper and reversal line

Summary of Cracks						
Defect ID	Location	Orientation	Appx. Width (mm)	Appx. Length (m)	Category	Photo No.
1	Hall No. 2 Ground Floor	Vertical	0.3	1.5	Very Slight	20
2	Shade House No. 635 Third Floor	Horizontal	1.5	3	Slight	21
3	Roof Room No. 3 Second Floor	Inclined	0.15	1.8	Very Slight	22, 22A
4	Dining Room House No. 635, First Floor	Inclined	1	3	Slight	23, 23A
5	Roof Dining Room House No. 635, First Floor	Inclined	2	1	Slight	24
6	Roof Room No. 1 First Floor	Inclined	1	4	Slight	25, 25A
7	Room No. 1 First Floor	Horizontal	1	1.7	Slight	26
8	Room No. 1 First Floor	Inclined	0.8	0.4	Very Slight	27
9	Room No. 1 First Floor	Horizontal	0.25	0.8	Very Slight	28
10	Roof Room No. 2 First Floor	Horizontal	0.8	2	Very Slight	29
11	Roof Balcony-3 House No. 635, First Floor	Vertical	0.5	1	Very Slight	30
12	Roof Sky Open Lobby House No. 635, First Floor	Inclined	1.5	3	Slight	31, 31A
13	Roof Balcony-1 House No. 635, First Floor	Inclined	0.6	1	Very Slight	32
14	Roof Hall No. 1 Second Floor	Vertical	2.5	1	Slight	33, 33A
15	Wall No.4 & Roof Hall No. 1 Second Floor	Inclined	0.8	5	Very Slight	34
16	Floor Hall No. 1 Second Floor	Horizontal	1.5	0.6	Slight	35, 35A
17	Roof Hall No. 1 Second Floor	Inclined	0.6	2.1	Very Slight	36
18	Roof Gallery-1 House No. 635, First Floor	Horizontal	1	2	Slight	37, 37A
19	Roof Kitchen House No. 635, Second Floor	Inclined	0.6	1	Very Slight	38, 38A
20	Stair Case House No. 635, Second Floor	Inclined	0.6	2	Very Slight	39, 39A
21	Stair Case House No. 635, Second Floor	Inclined	0.25	1	Very Slight	40, 40A
22	Roof Room No. 3 Second Floor	Horizontal	0.35	2.5	Very Slight	41
23	Roof Sky Open Lobby House No. 635, Second Floor	Vertical	5	2	Moderate	42
24	Roof Room No. 11 Second Floor	Inclined	3	0.6	Slight	43
25	Roof Room No. 11 Second Floor	Inclined	0.6	0.6	Very Slight	44
26	Roof Room No. 11 Second Floor	Inclined	0.6	0.6	Very Slight	45
27	Roof Room No. 12 Second Floor	Inclined	1.6	2.75	Slight	46, 46A
28	Roof Room No. 13 Second Floor	Inclined	3	1.1	Slight	47
29	Roof Room No. 6 Second Floor	Inclined	0.35	2	Very Slight	48
30	Roof Room No. 6 Second Floor	Inclined	0.25	0.8	Very Slight	49
31	Outer Wall Sky Open Lobby House No. 635, Second Floor	Inclined	2	2	Slight	50
32	Outer Wall Hall No. 1 Second Floor	Horizontal	2	2	Slight	51
33	Wall No.3 & Roof Balcony Shade House No. 635, Third Floor	Inclined	0.8	2.2	Very Slight	52
34	Roof Room No. 2 Third Floor	Inclined	1	0.8	Slight	53, 53A
35	Roof Room No. 2 Third Floor	Inclined	2	2	Slight	54, 54A
36	Floor & All Wall Lobby House No. 635, Third Floor	Inclined	0.3	0.6	Very Slight	55, 55A
37	Outer Wall House No. 635 Third Floor	Inclined	0.5	1.5	Very Slight	56, 56A
38	Outer Wall House No. 635 Third Floor	Inclined	0.3	2	Very Slight	57, 57A
39	Roof Room No. 5 Second Floor	Inclined	0.5	1.5	Very Slight	58
40	Roof Room No. 5 Second Floor	Inclined	0.4	2	Very Slight	59, 59A
41	Wall No.1 & Roof Room No. 5 Second Floor	Inclined	0.5	2.9	Very Slight	60, 60A
42	Wall No. 2 & 4 Shop No.254 Ground Floor	Inclined	0.25	1.5	Very Slight	61

43	Roof Varanda of Shop No.254 Ground Floor	Horizontal	0.25	1.5	Very Slight	62
44	Roof Varanda of Shop No.254 Ground Floor	Horizontal	2.5	1.5	Slight	63
45	Roof Varanda of Shop No.252 Ground Floor	Horizontal	0.5	2	Very Slight	64
46	Roof Varanda of Shop No.250 Ground Floor	Horizontal	0.2	2.5	Very Slight	65
47	Roof Varanda of Shop No.250 Ground Floor	Inclined	0.35	2.5	Very Slight	66
48	Roof Varanda of Shop No.251 Ground Floor	Horizontal	1.5	2	Slight	67
49	Roof Varanda of Shop No.248 Ground Floor	Horizontal	0.35	2.5	Very Slight	68
50	Roof Varanda of Shop No.248 Ground Floor	Horizontal	0.1	2.5	Very Slight	69
51	Roof Varanda of Shop No.248 Ground Floor	Horizontal	0.25	2.5	Very Slight	70
52	Roof Shop No.247 Ground Floor	Horizontal	0.1	1.6	Very Slight	71
53	Wall No. 4 Shop No.247 Ground Floor	Inclined	1	2.5	Slight	72
54	Wall No. 4 Shop No.247 Ground Floor	Inclined	1.6	2	Slight	73
55	Left side External Beam Varanda of Shop No.247 Ground Floor	Inclined	0.35	0.8	Very Slight	74

Summary of Defects Other Than Crack			
Defect ID	Location	Description	Photo No.
56	Roof Hall No. 1 Ground Floor	Dampness/Seepage	75
57	Roof Lobby House No. 635, Ground Floor	Damaged Portion	76
58	Shade Open Sky House No. 635, Ground Floor	Peeling of Plaster	77
59	Shade Open Sky House No. 635, Ground Floor	Dampness/Seepage	78
60	Shade Open Sky House No. 635, Ground Floor	Dampness/Seepage	79
61	Shade Store Under Stair Case House No. 635, Ground Floor	Dampness/Seepage	80
62	Wall No.4 & Roof Store Under Stair Case House No. 635, Ground Floor	Peeling of Plaster	81
63	Wall No.4 & Roof Vranda House No. 635, G. Floor	Dampness/Seepage	82
64	External Façade of Back Side Wall House No. 635, Ground Floor	Peeling of Plaster	83
65	External Façade of Back Side Wall House No. 635, Ground Floor	Damaged Portion	84
66	House No. 635 Ground Floor	Damaged Portion	85
67	Hall No. 2 Ground Floor	Peeling of Plaster	86
68	Roof Room No. 9 Ground Floor	Dampness/Seepage	87
69	Roof Room No. 9 Ground Floor	Dampness/Seepage	88
70	Room No. 9 Ground Floor	Peeling of Plaster	89
71	Hall No. 2 Ground Floor	Damaged Portion	90
72	Back side Wall External Façade House No. 635, First Floor	Damaged Portion	91
73	Right Side wall External Façade House No. 635, First Floor	Dampness/Seepage	92
74	Front Side Wall External Façade House No. 635, First Floor	Peeling of Plaster	93
75	Front Side Wall & Shade External Façade House No. 635, First Floor	Damaged Portion	94
76	Front Side Wall & Shade Room No. 3 Second Floor	Dampness/Seepage	95
77	Roof Room No. 3 Second Floor	Dampness/Seepage	96
78	Room No. 3 Second Floor	Peeling of Plaster	97
79	Roof Store-2 House No. 635, Second Floor	Dampness/Seepage	98
80	Passage of Toilet & Bathroom House No. 635, Second Floor	Plaster Crack	99
81	Roof Toilet No. 2 Second Floor	Dampness/Seepage	100
82	Roof Room No. 3 Second Floor	Dampness/Seepage	101
83	Roof Room No. 4 First Floor	Peeling of Plaster	102
84	Roof Room No. 4 First Floor	Peeling of Plaster	103
85	Roof Room No. 4 First Floor	Dampness/Seepage	104
86	External Façade House No. 635, First & Sec.Floor	Damaged Portion	105
87	All Wall Balcony House No. 635, Second Floor	Peeling of Plaster	106

88	Roof Dining Room House No. 635, First Floor	Dampness/Seepage	107
89	Wall No.4 & Roof Kitchen House No. 635, First Floor	Plaster Crack	108
90	Roof Kitchen House No. 635, First Floor	Dampness/Seepage	109
91	Wall No. 4& Roof Kitchen House No. 635, First Floor	Damaged Portion	110
92	Roof Kitchen House No. 635, First Floor	Damaged Portion	111
93	Roof Room No. 1 First Floor	Dampness/Seepage	112
94	Roof Room No. 2 First Floor	Plaster Crack	113
95	Roof Balcony-4 House No. 635, First Floor	Peeling of Plaster	114
96	Roof Balcony-3 House No. 635, First Floor	Dampness/Seepage	115
97	Roof Balcony-3 House No. 635, First Floor	Peeling of Plaster	116
98	Roof Passage-4 House No. 635, First Floor	Peeling of Plaster	117
99	Roof Passage-4 House No. 635, First Floor	Peeling of Plaster	118
100	Roof Passage-5 House No. 635, First Floor	Dampness/Seepage	119
101	Roof Stair House No. 635, First Floor	Damaged Portion	120
102	Roof Stair House No. 635, First Floor	Damaged Portion	121
103	Roof Hall No. 1 Second Floor	Dampness/Seepage	122
104	Roof Room No. 7 Second Floor	Peeling of Plaster	123
105	Roof Room No. 8 Second Floor	Peeling of Plaster	124
106	Roof Room No. 8 Second Floor	Peeling of Plaster	125
107	Roof Room No. 1 Second Floor	Peeling of Plaster	126
108	Gallery-1 House No. 635, First Floor	Peeling of Plaster	127
109	Roof Hall No. 2 Second Floor	Peeling of Plaster	128
110	House No. 635 Second Floor	Peeling of Plaster	129
111	Beam Hall No. 2 Second Floor	Damaged Portion	130
112	Beam Passage House No. 635, Second Floor	Plaster Crack	131
113	Roof Toilet No. 1 Second Floor	Dampness/Seepage	132
114	Floor Toilet No. 1 Second Floor	Peeling of Plaster	133
115	Floor Store-1 House No. 635, Second Floor	Peeling of Plaster	134
116	Wall No.1& Roof Store-1 House No. 635, Sec.Floor	Dampness/Seepage	135
117	Floor Hall No. 2 Second Floor	Peeling of Plaster	136
118	Stair Case FF to SF House No. 635, Second Floor	Dampness/Seepage	137
119	Wall No.4 & Roof Stair Case FF to SF House No. 635, Second Floor	Dampness/Seepage	138
120	Roof Kitchen-1 House No. 635, Second Floor	Peeling of Plaster	139
121	Roof Kitchen-1 House No. 635, Second Floor	Dampness/Seepage	140
122	Roof Kitchen-2 House No. 635, Second Floor	Dampness/Seepage	141
123	Roof Temple House No. 635, Second Floor	Peeling of Plaster	142
124	Roof Temple House No. 635, Second Floor	Peeling of Plaster	143
125	Wall No.4& Roof Room No. 4 Second Floor	Dampness/Seepage	144
126	Roof Room No. 4 Second Floor	Plaster Crack	145
127	Roof Room No. 3 Second Floor	Plaster Crack	146
128	House No. 635 Second Floor	Peeling of Plaster	147
129	Room No. 3 Second Floor	Plaster Crack	148
130	Room No. 3 Second Floor	Plaster Crack	149
131	House No. 635 Second Floor	Plaster Crack	150
132	Roof Room No. 11 Second Floor	Damaged Portion	151
133	House No. 635 Second Floor	Damaged Portion	152
134	Roof Room No. 11 Second Floor	Damaged Portion	153
135	Roof Room No. 11 Second Floor	Damaged Portion	154
136	Roof Room No. 11 Second Floor	Damaged Portion	155
137	Roof Room No. 11 Second Floor	Dampness/Seepage	156
138	Roof Room No. 12 Second Floor	Peeling of Plaster	157
139	Room No. 12 Second Floor	Damaged Portion	158

140	Roof Room No. 13 Second Floor	Peeling of Plaster	159
141	House No. 635 Second Floor	Peeling of Plaster	160
142	Wall No.2 & Roof Room No. 13 Second Floor	Damaged Portion	161
143	Wall No.2 & Roof Room No. 13 Second Floor	Damaged Portion	162
144	Wall No.1 & Roof Room No. 13 Second Floor	Damaged Portion	163
145	Wall No.1 & Roof Room No. 13 Second Floor	Damaged Portion	164
146	Wall No.3 & Roof Lobby House No. 635, Third Floor	Dampness/Seepage	165
147	Wall No. 2&4&Roof,Lobby House No. 635, T. Floor	Dampness/Seepage	166
148	Wall No.2&4& Roof, Kitchen House No. 635, T. Floor	Dampness/Seepage	167
149	Room No. 6 Second Floor	Damaged Portion	168
150	Outer Wall Kitchen House No. 635, Second Floor	Dampness/Seepage	169
151	Outer Wall Store House No. 635, Second Floor	Peeling of Plaster	170
152	Store House No. 635, Second Floor	Peeling of Plaster	171
153	All Wall Passage House No. 635, Second Floor	Peeling of Plaster	172
154	All Wall Room No. 10 Second Floor	Dampness/Seepage	173
155	Roof Room No. 11 Second Floor	Peeling of Plaster	174
156	Roof Balcony Shade House No. 635, Third Floor	Peeling of Plaster	175
157	Roof Toilet No. 1 Third Floor	Exposed Reinforcement	176
158	Wall No. 2 & Sunshade & Sky Open Lobby House No. 635, Second Floor	Peeling of Plaster	177
159	Roof Toilet No. 1 Third Floor	Dampness/Seepage	178
160	Roof Toilet No. 1 Third Floor	Dampness/Seepage	179
161	Roof Lobby House No. 635, Third Floor	Dampness/Seepage	180
162	Wall No.2 & Roof Room No. 5 Second Floor	Plaster Crack	181
163	Roof Room No. 5 Second Floor	Peeling of Plaster	182
164	Wall No.1,3 & Roof, Room No. 5 Second Floor	Plaster Crack	183
165	Roof Room No. 5 Second Floor	Peeling of Plaster	184
166	Roof Room No. 5 Second Floor	Dampness/Seepage	185
167	Wall No.2 & Roof Room No. 5 Second Floor	Peeling of Plaster	186
168	Roof Room No. 5 Second Floor	Peeling of Plaster	187
169	House No. 635 Second Floor	Peeling of Plaster	188
170	Roof Room No. 5 Second Floor	Damaged Portion	189
171	Wall No.1 & Roof Room No. 5 Second Floor	Dampness/Seepage	190
172	Roof Room No. 5 Second Floor	Peeling of Plaster	191
173	Wall No. 4 Shop No.254 Ground Floor	Peeling of Plaster	192
174	Roof Varanda of Shop No.254 Ground Floor	Damaged Portion	193
175	Roof Varanda of Shop No.254 Ground Floor	Dampness/Seepage	194
176	Roof Varanda of Shop No.253 Ground Floor	Dampness/Seepage	195
177	Varanda of Shop No.253 Ground Floor	Dampness/Seepage	196
178	Roof Varanda of Shop No.254 Ground Floor	Damaged Portion	197
179	Roof Shop No.252 Ground Floor	Dampness/Seepage	198
180	Wall No. R Varanda of Shop No.252 Ground Floor	Dampness/Seepage	199
181	Roof Varanda of Shop No.250 Ground Floor	Plaster Crack	200
182	Roof Varanda of Shop No.250 Ground Floor	Damaged Portion	201
183	Roof Varanda of Shop No.251 Ground Floor	Dampness/Seepage	202
184	Wall No. 2 & 4 Shop No.248 Ground Floor	Dampness/Seepage	203
185	Roof Shop No.248 Upper Ground Floor	Peeling of Plaster	204
186	Shop No.248 Upper Ground Floor	Peeling of Plaster	205
187	Roof Varanda of Shop No.248 Ground Floor	Peeling of Plaster	206
188	Roof Varanda of Shop No.248 Ground Floor	Damaged Portion	207
189	Wall No. 2 & Roof Shop No.247 Ground Floor	Dampness/Seepage	208
190	Roof Shop No.247 Upper Ground Floor	Damaged Portion	209
191	Shop No.247 Upper Ground Floor	Damaged Portion	210

192	Wall No. 1 Shop No.247 Upper Ground Floor	Dampness/Seepage	211
193	Roof Shop No.247 Upper Ground Floor	Damaged Portion	212
194	Roof Varanda of Shop No.247 Ground Floor	Dampness/Seepage	213
195	Wall No. 4 Shop Ra Rafugar Ground Floor	Peeling of Plaster	214
196	Wall No. 2 Shop Ra Rafugar Ground Floor	Peeling of Plaster	215
197	Roof Shop Ra Rafugar Ground Floor	Dampness/Seepage	216
198	Wall No. 1 Murali Pan Bhandar Ground Floor	Peeling of Plaster	217
199	Wall No. 1, 2 & 4 Shop Pink city Colour Upper Ground Floor	Dampness/Seepage	218
200	Wall No. 2 Shop Pink city Colour Ground Floor	Peeling of Plaster	219
201	Wall No.4 & Roof Part A of Shop Aggarwal Colour Ground Floor	Dampness/Seepage	220
202	Wall No. 3 Part B of Shop Aggarwal Colour G. Floor	Peeling of Plaster	221
203	Wall No. 4 Part A of Shop Aggarwal Colour G. Floor	Peeling of Plaster	222

Summary of Areas that Could not be Surveyed			
Serial No.	Location	Description	Photo No.
1	Hall No. 1 Ground Floor	Covered With Materials	223
2	Floor Hall No. 1 Ground Floor	Covered With machine	224
3	Wall No.4& Roof Vranda House No. 635, G. Floor	Covered With Materials.	225
4	Roof Store-2 House No. 635, Second Floor	Covered With Materials	226
5	Toilet No. 2 Second Floor	Half Portion Covered With Tiles.	227
6	Roof Room No. 4 First Floor	Covered With Materials	228
7	Roof Room No. 4 First Floor	Covered With Materials	229
8	Hall No. 3 Ground Floor		230
9	Roof Kitchen House No. 635, First Floor	Covered With Tiles	231
10	Roof House No. 635 First Floor	Covered With Tiles & Almeria	232
11	All Wall Toilet No. 1 First Floor	Covered With Tiles	233
12	Locked Portion House No. 635, First Floor	Locked Portion	234
13	Locked Portion House No. 635, First Floor	Locked Portion	235
14	Room No. 5 Second Floor	Locked	236
15	Room No. 6 Second Floor	Locked	237
16	Roof Room No. 7 Second Floor	Covered With Materials	238
17	All Wall Toilet No. 1 Second Floor	Covered With Tiles	239
18	Floor Toilet No. 1 Second Floor	Covered With Tiles	240
19	Floor Hall No. 2 Second Floor	Covered with Materials	241
20	Locked Portion House No. 635, Second Floor	Locked	242
21	Roof Kitchen-1 House No. 635, Second Floor	Half Portion Covered With Tiles	243
22	Hall No. 2 Second Floor	Covered With Wooden	244
23	All Wall Toilet No. 1 Second Floor	Covered With Tiles	245
24	Floor Toilet No. 1 Second Floor	Covered With Tiles	246
25	Roof Room No. 4 Second Floor	Covered With Almeria & Wooden.	247
26	Wall No.1 & Floor Room No. 4 Second Floor	Covered With Tiles	248
27	Floor Room No. 3 Second Floor	Covered With Tiles	249
28	Roof Room No. 12 Second Floor	Covered With Wooden Work	250
29	Wall No.1 & Roof Room No. 13 Second Floor		251
30	Roof Kitchen House No. 635, Third Floor	Covered With Wooden Work	252
31	Kitchen House No. 635, Third Floor	Covered With Tiles Almeria	253
32	Floor Room No. 6 Second Floor	Covered With Materials	254
33	Room No. 7 Second Floor	Locked	255
34	All Wall Store House No. 635, Second Floor	All Wall Covered With Tiles	256
35	All Wall Room No. 11 Second Floor	Covered With Wooden	257
36	Floor Room No. 11 Second Floor	Floor Covered With Marble	258

37	Floor Toilet No. 1 Third Floor	Covered With Tiles	259
38	Floor Room No. 2 Third Floor	Covered With Almeria	260
39	Floor Room No. 1 Third Floor	Covered With Tiles	261
40	Floor & All Wall Toilet No. 1 Third Floor	Covered With Tiles	262
41	Roof Room No. 2 Third Floor	Covered With Fall Sealing	263
42	Floor & All Wall Toilet No. 1 Third Floor	Covered With Tiles	264
43	Floor & All Wall Toilet No. 1 Third Floor	Covered With Tiles	265
44	Roof Lobby House No. 635, Third Floor	Covered With Almira	266
45	Wall No. 1 & 4 Part A of Shop No.253 Ground Floor	Covered With Material & Wooden Work	267
46	Wall No. 2 & 4 Part A of Shop No.253 Ground Floor	Covered With Material & Wooden Work	268
47	Wall No. 1 & 4 Part B of Shop No.253 Ground Floor	Covered With Material & Wooden Work	269
48	Wall No. 2 & 4 Part B of Shop No.253 Ground Floor	Covered With Material & Wooden Work	270
49	Wall No. 1 & 4 Shop No.252 Ground Floor	Covered With Material	271
50	Wall No. 2 & 4 Shop No.252 Ground Floor	Covered With Material	272
51	Wall No. 1 & 4 Shop No.250 Ground Floor	Covered with Material	273
52	Wall No. 2 & 4 Shop No.250 Ground Floor	Covered with Material	274
53	Roof Shop No.250 Ground Floor	Covered with Wooden Ceiling	275
54	Wall No. 1 & 4 Shop No.251 Ground Floor	Covered with Material	276
55	Wall No. 2 & 4 Shop No.251 Ground Floor	Covered with Material	277
56	Roof Shop No.251 Ground Floor		278
57	Shop No.249 Ground Floor	Locked	279
58	Wall No. 1 Shop No.248 Ground Floor	Covered With Material	280
59	Wall No. 1 Shop No.247 Ground Floor	Covered With Material	281
60	Roof Shop No.247 Ground Floor	Covered With wooden Ceiling	282
61	Shop Ground Floor	Locked	283
62	Wall No. 4 & 2 Murali Pan Bhandar Ground Floor	Covered With Material	284
63	Wall No. 1 Shop Madan Lal & Company G. Floor	Covered With Material & Wooden Work	285
64	Wall No. 4 Shop Madan Lal & Company G. Floor	Covered With Material & Wooden Work	286
65	Wall No. 2 Shop Madan Lal & Company G. Floor	Covered With Material & Wooden Work	287
66	Roof Shop Madan Lal & Company Ground Floor	Covered With Wooden Work	288
67	Wall No. 5 Shop Madan Lal & Company G. Floor	Covered With Material	289
68	All walls Shop Pink city Colour Ground Floor	Covered With Wooden Racks & Material	290
69	Roof Shop Pink city Colour Ground Floor	Covered With Wooden Ceiling	291
70	Wall No. 1 Part A of Shop Aggarwal Colour G. Floor	Covered With Wooden Partition	292
71	Roof Part A of Shop Aggarwal Colour Upper Ground Floor	Covered With Falls Ceiling	293
72	Wall No. 2 & 4 Part B of Shop Aggarwal Colour Ground Floor	Covered With Material	294
73	Floor Part B of Shop Aggarwal Colour Ground Floor	Covered With Material	295
74	Floor Part A of Shop Aggarwal Colour Ground Floor	Covered With Material	296

Pre - Condition Building Survey for Construction of Underground Stations from Chandpole to Bari Chouper and reversal line



Photo 1
View of Shop No.253



Photo 2
View of House No. 635, Ground Floor



Photo 3
View of House No. 635, Ground Floor



Photo 4
General View of Room, Ground Floor



Photo 5
Right Side View of Building, Ground Floor



Photo 6
Borewell, House No. 635, Ground Floor

Pre - Condition Building Survey for Construction of Underground Stations from Chandpole to Bari Chouper and reversal line




Photo 7
Kitchen, House No. 635, Second Floor



Photo 8
House No. 635, Third Floor



Photo 9
View of Shop No.254, Ground Floor



Photo 10
View of Shop No.252, Ground Floor



Photo 11
View of Shop No.250, Ground Floor



Photo 12
View of Shop No.251, Ground Floor

Pre - Condition Building Survey for Construction of Underground Stations from Chandpole to Bari Chouper and reversal line



Photo 13
View of Shop No.248, Ground Floor



Photo 14
View of Shop No.247 Giya Radios, Ground Floor



Photo 15
View of Shop Ra Rafugar, Ground Floor



Photo 16
View of Murali Pan Bhandar, Ground Floor



Photo 17
View of Madan Lal & Company, Ground Floor



Photo 18
View of Shop Pink city Colour, Ground Floor

Pre - Condition Building Survey for Construction of Underground Stations from Chandpole to Bari Chouper and reversal line



Photo 19
View of Shop Aggarwal Colour, Ground Floor



Photo 20
Vertical Crack of Hall No. 2, Ground Floor, Approx. Width = 0.3mm, Approx. Length = 1.5m. Distance from Wall No.3 = 1.5m, Height from Floor = 0m.



Photo 21
Horizontal Crack on Shade of House No. 635, Third Floor, Approx. Width = 1.5mm, Approx. Length = 3m. Distance from Back Side Wall = 5.3m, Height from Floor = 12m.



Photo 22
Inclined Crack on Roof of Room No. 3, Second Floor, Approx. Width = 0.15mm, Approx. Length = 1.8m. Distance from Wall No.4 = 2.2m, Height from Floor = 2m.



Photo 22A
Inclined Crack on Roof of Room No. 3, Second Floor
Approx. Width = 0.15mm, Approx. Length = 1.8m.
Distance from Wall No.4 = 2.2m, Height from Floor = 2m.



Photo 23
Inclined Crack on Dining Room, House No. 635, First Floor, Approx. Width = 1mm, Approx. Length = 3m. Distance from Wall No.3 = 1.85m, Height from Floor = 0m.

Pre - Condition Building Survey for Construction of Underground Stations from Chandpole to Bari Chouper and reversal line



Photo 23A

Inclined Crack of Dining Room, House No. 635, First Floor
Approx. Width = 1mm, Approx. Length = 3m.
Distance from Wall No.3 = 1.85m, Height from Floor = 0m.



Photo 24

Inclined Crack on Roof of Dining Room, House No. 635, First Floor
Approx. Width = 2mm, Approx. Length = 1m.
Distance from Wall No.3 = 1.85m, Height from Floor = 2.98m.




Photo 25

Inclined Crack on Roof of Room No. 1, First Floor, Approx. Width = 1mm, Approx. Length = 4m. Distance from Wall No.4 = 1.6m, Height from Floor = 0m.



Photo 25A

Inclined Crack on Roof of Room No. 1, First Floor, Approx. Width = 1mm, Approx. Length = 4m. Distance from Wall No.4 = 1.6m, Height from Floor = 0m.



Photo 25A

Inclined Crack on Roof of Room No. 1, First Floor
Approx. Width = 1mm, Approx. Length = 4m.
Distance from Wall No.4 = 1.6m, Height from Floor = 0m.



Photo 26

Horizontal Crack on Room No. 1, First Floor
Approx. Width = 1mm, Approx. Length = 1.7m.
Distance from Wall No.2 = 1m, Height from Floor = 2.1m.

Pre - Condition Building Survey for Construction of Underground Stations from Chandpole to Bari Chouper and reversal line



Photo 27

Inclined Crack on Room No. 1, First Floor
Approx. Width = 0.8mm, Approx. Length = 0.4m.
Distance from Wall No. 1 = 7m, Height from Floor = 4m.



Photo 28

Horizontal Crack on Room No. 1, First Floor
Approx. Width = 0.25mm, Approx. Length = 0.8m.
Distance from Wall No. 1 = 0.9m, Height from Floor = 2.1m.



Photo 29

Horizontal Crack on Roof of Room No. 2, First Floor
Approx. Width = 0.8mm, Approx. Length = 2m.
Distance from Wall No.3 = 0m, Height from Floor = 4m.



Photo 30

Vertical Crack on Roof of Balcony-3, House No. 635, First Floor
Approx. Width = 0.5mm, Approx. Length = 1m.
Distance from Balcony-2 = 0.2m, Height from Floor = 3m.




Photo 31

Inclined Crack on Roof of Sky Open Lobby, House No. 635, First Floor, Approx. Width = 1.5mm, Approx. Length = 3m.
Distance from Wall No. 1 = 0.6m, Height from Floor = 0m.



Photo 31A

Inclined Crack on Roof of Sky Open Lobby, House No. 635, First Floor, Approx. Width = 1.5mm, Approx. Length = 3m. Distance from Wall No. 1 = 0.6m, Height from Floor = 0m.

Pre - Condition Building Survey for Construction of Underground Stations from Chandpole to Bari Chouper and reversal line



Photo 32

Inclined Crack on Roof of Balcony-1, House No. 635, First Floor, Approx. Width = 0.6mm, Approx. Length = 1m. Distance from Wall No.3 = 0.15m, Height from Floor = 3m.



Photo 33

Vertical Crack on Roof of Hall No. 1, Second Floor, Approx. Width = 2.5mm, Approx. Length = 1m. Distance from Wall No. 5 = 0.6m, Height from Floor = 0.5m.



Photo 33A

Vertical Crack on Roof of Hall No. 1, Second Floor Approx. Width = 2.5mm, Approx. Length = 1m. Distance from Wall No. 5 = 0.6m, Height from Floor = 0.5m.



Photo 34

Inclined Crack on Wall No.4 & Roof of Hall No. 1, Second Floor, Approx. Width = 0.8mm, Approx. Length = 5m. Distance from Wall No. 5 = 0.7m, Height from Floor = 1.1m.




Photo 35

Horizontal Crack on Floor of Hall No. 1, Second Floor, Approx. Width = 1.5mm, Approx. Length = 0.6m. Distance from Wall No.4 = 0m, Height from Floor = 0m.



Photo 35A

Horizontal Crack on Floor of Hall No. 1, Second Floor, Approx. Width = 1.5mm, Approx. Length = 0.6m. Distance from Wall No.4 = 0m, Height from Floor = 0m.

Pre - Condition Building Survey for Construction of Underground Stations from Chandpole to Bari Chouper and reversal line



Photo 36

Inclined Crack on Roof of Hall No. 1, Second Floor, Approx. Width = 0.6mm, Approx. Length = 2.1m. Distance from Wall No.3 = 0m, Height from Floor = 2.9m.



Photo 37

Horizontal Crack on Roof of Gallery-1, House No. 635, First Floor, Approx. Width = 1mm, Approx. Length = 2m. Distance from Wall No.3 = 0.9m, Height from Floor = 0m.



Photo 37A

Horizontal Crack on Roof of Gallery-1, House No. 635, First Floor, Approx. Width = 1mm, Approx. Length = 2m. Distance from Wall No.3 = 0.9m, Height from Floor = 0m.



Photo 38

Inclined Crack on Roof of Kitchen, House No. 635, Second Floor, Approx. Width = 0.6mm, Approx. Length = 1m. Distance from Wall No.3 = 0m, Height from Floor = 0m.

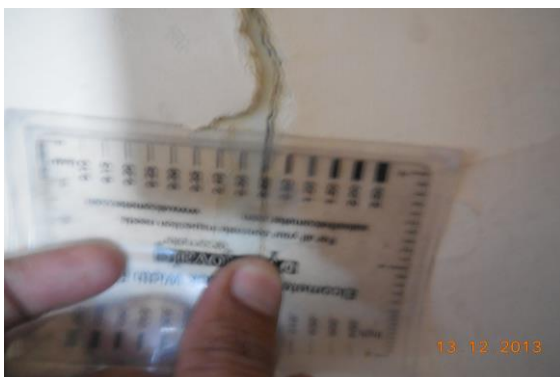


Photo 38A

Inclined Crack on Roof of Kitchen, House No. 635, Second Floor, Approx. Width = 0.6mm, Approx. Length = 1m. Distance from Wall No.3 = 0m, Height from Floor = 0m.



Photo 39

Inclined Crack on Stair Case, House No. 635, Second Floor, Approx. Width = 0.6mm, Approx. Length = 2m. Distance from Wall No.4 = 0.7m, Height from Floor = 0m.

Pre - Condition Building Survey for Construction of Underground Stations from Chandpole to Bari Chouper and reversal line



Photo 39A

Inclined Crack on of Stair Case, House No. 635, Second Floor, Approx. Width = 0.6mm, Approx. Length = 2m. Distance from Wall No.4 = 0.7m, Height from Floor = 0m.



Photo 40

Inclined Crack on of Stair Case, House No. 635, Second Floor, Approx. Width = 0.25mm, Approx. Length = 1m. Distance from Wall No.4 = 0.7m, Height from Floor = 1m.



Photo 40A

Inclined Crack on of Stair Case, House No. 635, Second Floor, Approx. Width = 0.25mm, Approx. Length = 1m. Distance from Wall No.4 = 0.7m, Height from Floor = 1m.



Photo 41

Horizontal Crack on Roof of Room No. 3, Second Floor, Approx. Width = 0.35mm, Approx. Length = 2.5m. Distance from Wall No. 1 = 0m, Height from Floor = 2.5m.



Photo 42

Vertical Crack on Roof of Sky Open Lobby, House No. 635, Second Floor, Approx. Width = 5mm, Approx. Length = 2m. Distance from Wall No.4 = 0.6m, Height from Floor = 0m.

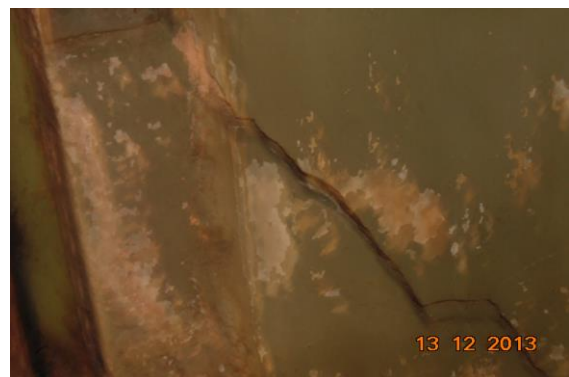


Photo 43

Inclined Crack on Roof of Room No. 11, Second Floor, Approx. Width = 3mm, Approx. Length = 0.6m. Distance from Wall No.2 = 0.03m, Height from Floor = 0m.

Pre - Condition Building Survey for Construction of Underground Stations from Chandpole to Bari Chouper and reversal line



Photo 44

Inclined Crack on Roof of Room No. 11, Second Floor, Approx. Width = 0.6mm, Approx. Length = 0.6m. Distance from Wall No.3 = 0.15m, Height from Floor = 1m.



Photo 45

Inclined Crack on Roof of Room No. 11, Second Floor Approx. Width = 0.6mm, Approx. Length = 0.6m. Distance from Wall No.4 = 1.7m, Height from Floor = 1m.



Photo 46

Inclined Crack on Roof of Room No. 12, Second Floor Approx. Width = 1.6mm, Approx. Length = 2.75m. Distance from Wall No.4 = 0.6m, Height from Floor = 0m.



Photo 46A

Inclined Crack on Roof of Room No. 12, Second Floor Approx. Width = 1.6mm, Approx. Length = 2.75m. Distance from Wall No.4 = 0.6m, Height from Floor = 0m.



Photo 47

Inclined Crack on Roof of Room No. 13, Second Floor Approx. Width = 3mm, Approx. Length = 1.1m. Distance from Wall No.2 = 1.5m, Height from Floor = 2.5m.



Photo 48

Inclined Crack on Roof of Room No. 6, Second Floor Approx. Width = 0.35mm, Approx. Length = 2m. Distance from Wall No.3 = 0.25m, Height from Floor = 2.9m.

Pre - Condition Building Survey for Construction of Underground Stations from Chandpole to Bari Chouper and reversal line



Photo 49

Inclined Crack on Roof of Room No. 6, Second Floor
Approx. Width = 0.25mm, Approx. Length = 0.8m.
Distance from Wall No.4 = 0.3m, Height from Floor = 2m.



Photo 50

Inclined Crack on Outer Wall of Sky Open Lobby, House No. 635, Second Floor, Approx. Width = 2mm, Approx. Length = 2m.
Distance from Wall No. 1 = 0.3m, Height from Floor = 1.5m.




Photo 51

Horizontal Crack on Outer Wall of Hall No. 1, Second Floor
Approx. Width = 2mm, Approx. Length = 2m.
Distance from Wall No.4 = 0.1m, Height from Floor = 2.4m.



Photo 52

Inclined Crack on Wall No.3 & Roof of Balcony Shade, House No. 635, Third Floor, Approx. Width = 0.8mm, Approx. Length = 2.2m.
Distance from Wall No.2 = 1m, Height from Floor = 2m.



Photo 53

Inclined Crack on Roof of Room No. 2, Third Floor
Approx. Width = 1mm, Approx. Length = 0.8m.
Distance from Wall No. 1 = 0.5m, Height from Floor = 0.2m.



Photo 53A

Inclined Crack on Roof of Room No. 2, Third Floor
Approx. Width = 1mm, Approx. Length = 0.8m.
Distance from Wall No. 1 = 0.5m, Height from Floor = 0.2m.

Pre - Condition Building Survey for Construction of Underground Stations from Chandpole to Bari Chouper and reversal line



Photo 54

Inclined Crack on Roof of Room No. 2, Third Floor
Approx. Width = 2mm, Approx. Length = 2m.
Distance from Wall No. 1 = 1.1m, Height from Floor = 0m.



Photo 54A

Inclined Crack on Roof of Room No. 2, Third Floor
Approx. Width = 2mm, Approx. Length = 2m.
Distance from Wall No. 1 = 1.1m, Height from Floor = 0m.



Photo 55

Inclined Crack on Floor & All Wall of Lobby, House No. 635, Third Floor, Approx. Width = 0.3mm, Approx. Length = 0.6m.
Distance from Wall No.4 = 0m, Height from Floor = 1.5m.



Photo 55A

Inclined Crack on Floor & All Wall of Lobby, House No. 635, Third Floor, Approx. Width = 0.3mm, Approx. Length = 0.6m.
Distance from Wall No.4 = 0m, Height from Floor = 1.5m.



Photo 56

Inclined Crack on Outer Wall of House No. 635, Third Floor, Approx. Width = 0.5mm, Approx. Length = 1.5m.
Distance from Wall No. 1 = 0m, Height from Floor = 0.4m.



Photo 56A

Inclined Crack on Outer Wall of House No. 635, Third Floor, Approx. Width = 0.5mm, Approx. Length = 1.5m.
Distance from Wall No. 1 = 0m, Height from Floor = 0.4m.

Pre - Condition Building Survey for Construction of Underground Stations from Chandpole to Bari Chouper and reversal line



Photo 57

Inclined Crack on Outer Wall of House No. 635, Third Floor,,Approx.
Width = 0.3mm, Approx. Length = 2m.
Distance from Wall No. 1' = 0.4m, Height from Floor = 0.8m.



Photo 57A

Inclined Crack on Outer Wall of House No. 635, Third Floor,Approx.
Width = 0.3mm, Approx. Length = 2m.
Distance from Wall No. 1' = 0.4m, Height from Floor = 0.8m.



Photo 58

Inclined Crack on Roof of Room No. 5, Second Floor
Approx. Width = 0.5mm, Approx. Length = 1.5m.
Distance from Wall No.3 = 1.2m, Height from Floor = 2.9m.



Photo 59

Inclined Crack on Roof of Room No. 5, Second Floor
Approx. Width = 0.4mm, Approx. Length = 2m.
Distance from Wall No.3 = 3m, Height from Floor = 0.6m.



Photo 59A

Inclined Crack on Roof of Room No. 5, Second Floor
Approx. Width = 0.4mm, Approx. Length = 2m.
Distance from Wall No.3 = 3m, Height from Floor = 0.6m.




Photo 59A

Inclined Crack on Roof of Room No. 5, Second Floor
Approx. Width = 0.4mm, Approx. Length = 2m.
Distance from Wall No.3 = 3m, Height from Floor = 0.6m.

Pre - Condition Building Survey for Construction of Underground Stations from Chandpole to Bari Chouper and reversal line



Photo 60

Inclined Crack on Wall No.1 & Roof of Room No. 5, Second Floor
Approx. Width = 0.5mm, Approx. Length = 2.9m.
Distance from Wall No.4 = 2.4m, Height from Floor = 0.25m.

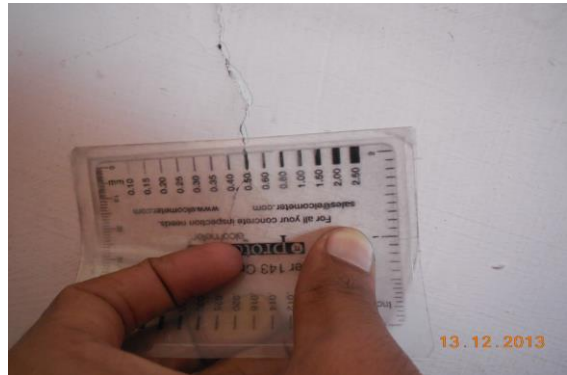


Photo 60A

Inclined Crack on Wall No. 1 & Roof of Room No. 5, Second Floor
Approx. Width = 0.5mm, Approx. Length = 2.9m.
Distance from Wall No.4 = 2.4m, Height from Floor = 0.25m.



Photo 61

Inclined Crack on Wall No. 2 & 4 of Shop No.254, Ground Floor
Approx. Width = 0.25mm, Approx. Length = 1.5m.
Distance from Wall No.2 & 4 = 0m, Height from Floor = 1.5m.



Photo 62

Horizontal Crack on Roof of Varanda of Shop No.254, Ground Floor, Approx. Width = 0.25mm, Approx. Length = 1.5m. Distance from Right-side External Column = 0m, Height from Floor = 3.5m.



Photo 63

Horizontal Crack on Roof of Varanda of Shop No.254, Ground Floor, Approx. Width = 2.5mm, Approx. Length = 1.5m. Distance from Left side External Column = 0m, Height from Floor = 3.5m.



Photo 64

Horizontal Crack on Roof of Varanda of Shop No.252, Ground Floor, Approx. Width = 0.5mm, Approx. Length = 2m.

Pre - Condition Building Survey for Construction of Underground Stations from Chandpole to Bari Chouper and reversal line



Photo 65

Horizontal Crack on Roof of Varanda of Shop No.250, Ground Floor, Approx. Width = 0.2mm, Approx. Length = 2.5m. Distance from Left side External Column = 1.5m, Height from Floor = 3m.



Photo 66

Inclined Crack on Roof of Varanda of Shop No.250, Ground Floor, Approx. Width = 0.35mm, Approx. Length = 2.5m. Distance from Right-side External Column = 0m, Height from Floor = 3m.



Photo 67

Horizontal Crack on Roof of Varanda of Shop No.251, Ground Floor, Approx. Width = 1.5mm, Approx. Length = 2m. Distance from Left side External Column = 1.6m, Height from Floor = 3m.



Photo 68

Horizontal Crack on Roof of Varanda of Shop No.248, Ground Floor, Approx. Width = 0.35mm, Approx. Length = 2.5m. Distance from Right-side External Column = 0.2m, Height from Floor = 3m.



Photo 69

Horizontal Crack on Roof of Varanda of Shop No.248, Ground Floor, Approx. Width = 0.1mm, Approx. Length = 2.5m. Distance from Right-side External Column = 0.5m, Height from Floor = 3m.



Photo 70

Horizontal Crack on Roof of Varanda of Shop No.248, Ground Floor, Approx. Width = 0.25mm, Approx. Length = 2.5m. Distance from Left side External Column = 0m, Height from Floor = 3m.

Pre - Condition Building Survey for Construction of Underground Stations from Chandpole to Bari Chouper and reversal line




Photo 71

Horizontal Crack on Roof of Shop No.247, Ground Floor
Approx. Width = 0.1mm, Approx. Length = 1.6m.
Distance from Wall No.1 = 1.3m, Height from Floor = 3m.



Photo 72

Inclined Crack on Wall No. 4 of Shop No.247, Ground Floor
Approx. Width = 1mm, Approx. Length = 2.5m.
Distance from Wall No.1 = 1m, Height from Floor = 0m.



Photo 73

Inclined Crack on Wall No. 4 of Shop No.247, Ground Floor
Approx. Width = 1.6mm, Approx. Length = 2m.
Distance from Wall No.1 = 1.4m, Height from Floor = 1m.



Photo 74

Inclined Crack on Wall No. Left side External Beam of Varanda of Shop No.247, Ground Floor
Approx. Width = 0.35mm, Approx. Length = 0.8m.
Distance from Left side External Column = 0m Height from Floor =



Photo 75

Dampness/Seepage on Roof of Hall No. 1 of Ground Floor



Photo 76

Damaged Portion on Roof of Lobby of House No. 635, Ground Floor

Pre - Condition Building Survey for Construction of Underground Stations from Chandpole to Bari Chouper and reversal line



Photo 77

Peeling of Plaster on Shade of Open Sky of House No. 635, Ground Floor



Photo 78

Dampness/Seepage on Shade of Open Sky of House No. 635, Ground Floor



Photo 79

Dampness/Seepage on Shade of Open Sky of House No. 635, Ground Floor



Photo 80

Dampness/Seepage on Shade of Store Under Stair Case of House No. 635, Ground Floor



Photo 81

Peeling of Plaster on Wall No.4 & Roof of Store Under Stair Case of House No. 635, Ground Floor



Photo 82

Dampness/Seepage on Wall No.4 & Roof of Vrandra of House No. 635, Ground Floor

Pre - Condition Building Survey for Construction of Underground Stations from Chandpole to Bari Chouper and reversal line



Photo 83

Peeling of Plaster of External Façade of Back Side Wall of House No. 635, Ground Floor



Photo 84

Damaged Portion of External Façade of Back Side Wall of House No. 635, Ground Floor



Photo 85

Damaged Portion of House No. 635 of Ground Floor



Photo 86

Peeling of Plaster of Hall No. 2 of Ground Floor



Photo 87

Dampness/Seepage on Roof of Room No. 9 of Ground Floor



Photo 88

Dampness/Seepage on Roof of Room No. 9 of Ground Floor

Pre - Condition Building Survey for Construction of Underground Stations from Chandpole to Bari Chouper and reversal line



Photo 89
Peeling of Plaster of Room No. 9 of Ground Floor



Photo 90
Damaged Portion of Hall No. 2 of Ground Floor



Photo 91
Damaged Portion on Back side Wall of External Façade of House No. 635, First Floor



Photo 92
Dampness/Seepage on Right Side wall of External Façade of House No. 635, First Floor



Photo 93
Peeling of Plaster on Front Side Wall of External Façade of House No. 635, First Floor



Photo 94
Damaged Portion on Front Side Wall & Shade of External Façade of House No. 635, First Floor

Pre - Condition Building Survey for Construction of Underground Stations from Chandpole to Bari Chouper and reversal line



Photo 95

Dampness/Seepage on Front Side Wall & Shade of Room No. 3 of Second Floor



Photo 96

Dampness/Seepage on Roof of Room No. 3 of Second Floor



Photo 97

Peeling of Plaster of Room No. 3 of Second Floor



Photo 98

Dampness/Seepage on Roof of Store-2 of House No. 635, Second Floor



Photo 99

Plaster Crack of Passage of Toilet & Bathroom of House No. 635, Second Floor



Photo 100

Dampness/Seepage on Roof of Toilet No. 2 of Second Floor

Pre - Condition Building Survey for Construction of Underground Stations from Chandpole to Bari Chouper and reversal line



Photo 101
Dampness/Seepage on Roof of Room No. 3 of Second Floor



Photo 102
Peeling of Plaster on Roof of Room No. 4 of First Floor



Photo 103
Peeling of Plaster on Roof of Room No. 4 of First Floor



Photo 104
Dampness/Seepage on Roof of Room No. 4 of First Floor



Photo 105
Damaged Portion on External Façade of House No. 635, First & Second Floor



Photo 106
Peeling of Plaster on All Wall of Balcony of House No. 635, Second Floor

Pre - Condition Building Survey for Construction of Underground Stations from Chandpole to Bari Chouper and reversal line



Photo 107

Dampness/Seepage on Roof of Dining Room of House No. 635, First Floor



Photo 108

Plaster Crack on Wall No.4 & Roof of Kitchen of House No. 635, First Floor



Photo 109

Dampness/Seepage on Roof of Kitchen of House No. 635, First Floor



Photo 110

Damaged Portion on Wall No.4& Roof of Kitchen of House No. 635, First Floor



Photo 111

Damaged Portion on Roof of Kitchen of House No. 635, First Floor



Photo 112

Dampness/Seepage on Roof of Room No. 1 of First Floor

Pre - Condition Building Survey for Construction of Underground Stations from Chandpole to Bari Chouper and reversal line



Photo 113
Plaster Crack on Roof of Room No. 2 of First Floor



Photo 114
Peeling of Plaster on Roof of Balcony-4 of House No. 635, First Floor



Photo 115
Dampness/Seepage on Roof of Balcony-3 of House No. 635, First Floor



Photo 116
Peeling of Plaster on Roof of Balcony-3 of House No. 635, First Floor



Photo 117
Peeling of Plaster on Roof of Passage-4 of House No. 635, First Floor



Photo 118
Peeling of Plaster on Roof of Passage-4 of House No. 635, First Floor

Pre - Condition Building Survey for Construction of Underground Stations from Chandpole to Bari Chouper and reversal line



Photo 119
Dampness/Seepage on Roof of Passage-5 of House No. 635, First Floor



Photo 120
Damaged Portion on Roof of Stair of House No. 635, First Floor



Photo 121
Damaged Portion on Roof of Stair of House No. 635, First Floor



Photo 122
Dampness/Seepage on Roof of Hall No. 1 of Second Floor



Photo 123
Peeling of Plaster on Roof of Room No. 7 of Second Floor



Photo 124
Peeling of Plaster on Roof of Room No. 8 of Second Floor

Pre - Condition Building Survey for Construction of Underground Stations from Chandpole to Bari Chouper and reversal line



Photo 125

Peeling of Plaster on Roof of Room No. 8 of Second Floor



Photo 126

Peeling of Plaster on Roof of Room No. 1 of Second Floor



Photo 127

Peeling of Plaster of Gallery-1 of House No. 635, First Floor



Photo 128

Peeling of Plaster on Roof of Hall No. 2 of Second Floor



Photo 129

Peeling of Plaster of House No. 635 of Second Floor



Photo 130

Damaged Portion on Beam of Hall No. 2 of Second Floor

Pre - Condition Building Survey for Construction of Underground Stations from Chandpole to Bari Chouper and reversal line



Photo 131
Plaster Crack on Beam of Passage of House No. 635, Second Floor



Photo 132
Dampness/Seepage on Roof of Toilet No. 1 of Second Floor




Photo 133
Peeling of Plaster on Floor of Toilet No. 1 of Second Floor



Photo 134
Peeling of Plaster on Floor of Store-1 of House No. 635, Second Floor



Photo 135
Dampness/Seepage on Wall No.1 & Roof of Store-1 of House No. 635, Second Floor



Photo 136
Peeling of Plaster on Floor of Hall No. 2 of Second Floor

Pre - Condition Building Survey for Construction of Underground Stations from Chandpole to Bari Chouper and reversal line



Photo 137

Dampness/Seepage on of Stair Case FF to SF of House No. 635, Second Floor



Photo 138

Dampness/Seepage on Wall No. Roof & 4 of Stair Case FF to SF of House No. 635, Second Floor



Photo 139

Peeling of Plaster on Roof of Kitchen-1 of House No. 635, Second Floor



Photo 140

Dampness/Seepage on Roof of Kitchen-1 of House No. 635, Second Floor



Photo 141

Dampness/Seepage on Roof of Kitchen-2 of House No. 635, Second Floor



Photo 142

Peeling of Plaster on Roof of Temple of House No. 635, Second Floor

Pre - Condition Building Survey for Construction of Underground Stations from Chandpole to Bari Chouper and reversal line



Photo 143
Peeling of Plaster on Roof of Temple of House No. 635, Second Floor



Photo 144
Dampness/Seepage on Wall No.4 & Roof of Room No. 4 of Second Floor



Photo 145
Plaster Crack on Roof of Room No. 4 of Second Floor



Photo 146
Plaster Crack on Roof of Room No. 3 of Second Floor



Photo 147
Peeling of Plaster on of House No. 635 of Second Floor



Photo 148
Plaster Crack on of Room No. 3 of Second Floor

Pre - Condition Building Survey for Construction of Underground Stations from Chandpole to Bari Chouper and reversal line



Photo 149
Plaster Crack on Room No. 3 of Second Floor



Photo 150
Plaster Crack on House No. 635 of Second Floor



Photo 151
Damaged Portion on Roof of Room No. 11 of Second Floor



Photo 152
Damaged Portion of House No. 635 of Second Floor



Photo 153
Damaged Portion on Roof of Room No. 11 of Second Floor



Photo 154
Damaged Portion on Roof of Room No. 11 of Second Floor

Pre - Condition Building Survey for Construction of Underground Stations from Chandpole to Bari Chouper and reversal line



Photo 155
Damaged Portion on Roof of Room No. 11 of Second Floor



Photo 156
Dampness/Seepage on Roof of Room No. 11 of Second Floor



Photo 157
Peeling of Plaster on Roof of Room No. 12 of Second Floor



Photo 158
Damaged Portion on Roof of Room No. 12 of Second Floor



Photo 159
Peeling of Plaster on Roof of Room No. 13 of Second Floor



Photo 160
Peeling of Plaster on Roof of House No. 635 of Second Floor

Pre - Condition Building Survey for Construction of Underground Stations from Chandpole to Bari Chouper and reversal line



Photo 161

Damaged Portion on Wall No. 2 & Roof of Room No. 13 of Second Floor



Photo 162

Damaged Portion on Wall No. 2 & Roof of Room No. 13 of Second Floor



Photo 163

Damaged Portion on Wall No.1 & Roof of Room No. 13 of Second Floor



Photo 164

Damaged Portion on Wall No. 1 & Roof of Room No. 13 of Second Floor



Photo 165

Dampness/Seepage on Wall No.3& Roof of Lobby of House No. 635, Third Floor



Photo 166

Dampness/Seepage on Wall No.2,4 & Roof, of Lobby of House No. 635, Third Floor

Pre - Condition Building Survey for Construction of Underground Stations from Chandpole to Bari Chouper and reversal line



Photo 167
Dampness/Seepage on Wall No. 2 ,4 & Roof of Kitchen of House No. 635, Third Floor



Photo 168
Damaged Portion of Room No. 6 of Second Floor



Photo 169
Dampness/Seepage on Outer Wall of Kitchen of House No. 635, Second Floor



Photo 170
Peeling of Plaster on Outer Wall of Store of House No. 635, Second Floor



Photo 171
Peeling of Plaster on Store of House No. 635, Second Floor



Photo 172
Peeling of Plaster on All Wall of Passage of House No. 635, Second Floor

Pre - Condition Building Survey for Construction of Underground Stations from Chandpole to Bari Chouper and reversal line



Photo 173

Dampness/Seepage on All Wall of Room No. 10 of Second Floor



Photo 174

Peeling of Plaster on Roof of Room No. 11 of Second Floor



Photo 175

Peeling of Plaster on Roof of Balcony Shade of House No. 635, Third Floor



Photo 176

Exposed Reinforcement on Roof of Toilet No. 1 of Third Floor



Photo 177

Peeling of Plaster on Wall No.2 & Sunshade of Sky Open Lobby of House No. 635, Second Floor



Photo 178

Dampness/Seepage on Roof of Toilet No. 1 of Third Floor

Pre - Condition Building Survey for Construction of Underground Stations from Chandpole to Bari Chouper and reversal line



Photo 179
Dampness/Seepage on Roof of Toilet No. 1 of Third Floor



Photo 180
Dampness/Seepage on Roof of Lobby of House No. 635, Third Floor



Photo 181
Plaster Crack on Wall No.2 & Roof of Room No. 5 of Second Floor



Photo 182
Peeling of Plaster on Roof of Room No. 5 of Second Floor



Photo 183
Plaster Crack on Wall No.1,3 & Roof, of Room No. 5 of Second Floor



Photo 184
Peeling of Plaster on Roof of Room No. 5 of Second Floor

Pre - Condition Building Survey for Construction of Underground Stations from Chandpole to Bari Chouper and reversal line



Photo 185
Dampness/Seepage on Roof of Room No. 5 of Second Floor



Photo 186
Peeling of Plaster on Wall No.2& Roof of Room No. 5 of Second Floor



Photo 187
Peeling of Plaster on Roof of Room No. 5 of Second Floor



Photo 188
Peeling of Plaster of House No. 635 of Second Floor



Photo 189
Damaged Portion on Roof of Room No. 5 of Second Floor



Photo 190
Dampness/Seepage on Wall No.1 & Roof of Room No. 5 of Second Floor

Pre - Condition Building Survey for Construction of Underground Stations from Chandpole to Bari Chouper and reversal line



Photo 191

Peeling of Plaster on Roof of Room No. 5 of Second Floor



Photo 192

Peeling of Plaster on Wall No. 4 of Shop No.254 of Ground Floor



Photo 193

Damaged Portion on Roof of Varanda of Shop No.254 of Ground Floor



Photo 194

Dampness/Seepage on Roof of Varanda of Shop No.254 of Ground Floor



Photo 195

Dampness/Seepage on Roof of Varanda of Shop No.253 of Ground Floor



Photo 196

Dampness/Seepage of Varanda of Shop No.253 of Ground Floor

Pre - Condition Building Survey for Construction of Underground Stations from Chandpole to Bari Chouper and reversal line



Photo 197

Damaged Portion on Roof of Varanda of Shop No.254 of Ground Floor



Photo 198

Dampness/Seepage on Roof of Shop No.252 of Ground Floor



Photo 199

Dampness/Seepage on Wall No. R of Varanda of Shop No.252 of Ground Floor



Photo 200

Plaster Crack on Roof of Varanda of Shop No.250 of Ground Floor



Photo 201

Damaged Portion on Roof of Varanda of Shop No.250 of Ground Floor



Photo 202

Dampness/Seepage on Roof of Varanda of Shop No.251 of Ground Floor

Pre - Condition Building Survey for Construction of Underground Stations from Chandpole to Bari Chouper and reversal line



Photo 203

Dampness/Seepage on Wall No. 2 & 4 of Shop No.248 of Ground Floor



Photo 204

Peeling of Plaster on Roof of Shop No.248 of Upper Ground Floor



Photo 205

Peeling of Plaster of Shop No.248 of Upper Ground Floor



Photo 206

Peeling of Plaster on Roof of Varanda of Shop No.248 of Ground Floor



Photo 207

Damaged Portion on Roof of Varanda of Shop No.248 of Ground Floor



Photo 208

Dampness/Seepage on Wall No.2 & Roof of Shop No.247 of Ground Floor

Pre - Condition Building Survey for Construction of Underground Stations from Chandpole to Bari Chouper and reversal line



Photo 209

Damaged Portion on Roof of Shop No.247 of Upper Ground Floor



Photo 210

Damaged Portion of Shop No.247 of Upper Ground Floor



Photo 211

Dampness/Seepage on Wall No. 1 of Shop No.247 of Upper Ground Floor



Photo 212

Damaged Portion on Roof of Shop No.247 of Upper Ground Floor



Photo 213

Dampness/Seepage on Roof of Varanda of Shop No.247 of Ground Floor



Photo 214

Peeling of Plaster on Wall No. 4 of Shop Ra Rafugar of Ground Floor

Pre - Condition Building Survey for Construction of Underground Stations from Chandpole to Bari Chouper and reversal line



Photo 215
Peeling of Plaster on Wall No. 2 of Shop Ra Rafugar of Ground Floor



Photo 216
Dampness/Seepage on Roof of Shop Ra Rafugar of Ground Floor



Photo 217
Peeling of Plaster on Wall No. 1 of Murali Pan Bhandar of Ground Floor



Photo 218
Dampness/Seepage on Wall No. 1, 2 & 4 of Shop Pink city Colour of Upper Ground Floor



Photo 219
Peeling of Plaster on Wall No. 2 of Shop Pink city Colour of Ground Floor



Photo 220
Dampness/Seepage on Wall No.4 & Roof of Part A of Shop Aggarwal Colour of Ground Floor

Pre - Condition Building Survey for Construction of Underground Stations from Chandpole to Bari Chouper and reversal line




Photo 221

Peeling of Plaster on Wall No. 3 of Part B of Shop Aggarwal Colour of Ground Floor



Photo 222

Peeling of Plaster on Wall No. 4 of Part A of Shop Aggarwal Colour of Ground Floor



Photo 223

Hall No. 1 of Ground Floor Covered With Materials



Photo 224

Floor of Hall No. 1 of Ground Floor Covered With machine



Photo 225

Wall No.4 & Roof of Vranda of House No. 635, Ground Floor Covered With Materials.




Photo 226

Roof of Store-2 of House No. 635, Second Floor Covered With Materials

Pre - Condition Building Survey for Construction of Underground Stations from Chandpole to Bari Chouper and reversal line



Photo 227

Toilet No. 2 of Second Floor Half Portion Covered With Tiles.



Photo 228

Roof of Room No. 4 of First Floor Covered With Materials



Photo 229

Roof of Room No. 4 of First Floor Covered With Materials



Photo 230

Hall No. 3 of Ground Floor



Photo 231

Roof of Kitchen of House No. 635, First Floor Covered With Tiles



Photo 232

Roof of House No. 635 of First Floor Covered With Tiles & Almeria

Pre - Condition Building Survey for Construction of Underground Stations from Chandpole to Bari Chouper and reversal line



Photo 233

All Wall of Toilet No. 1 of First Floor Covered With Tiles



Photo 234

Locked Portion of House No. 635, First Floor Locked Portion



Photo 235

Locked Portion of House No. 635, First Floor Locked Portion



Photo 236

Room No. 5 of Second Floor Locked



Photo 237

Room No. 6 of Second Floor Locked



Photo 238

Roof of Room No. 7 of Second Floor Covered With Materials

Pre - Condition Building Survey for Construction of Underground Stations from Chandpole to Bari Chouper and reversal line



Photo 239

All Wall of Toilet No. 1 of Second Floor Covered With Tiles



Photo 240

Floor of Toilet No. 1 of Second Floor Covered With Tiles



Photo 241

Floor of Hall No. 2 of Second Floor Covered with Materials



Photo 242

Locked Portion of House No. 635, Second Floor Locked




Photo 243

Roof of Kitchen-1 of House No. 635, Second Floor Half Portion Covered With Tiles



Photo 244

Hall No. 2 of Second Floor Covered With Wooden

Pre - Condition Building Survey for Construction of Underground Stations from Chandpole to Bari Chouper and reversal line



Photo 245

All Wall of Toilet No. 1 of Second Floor Covered With Tiles




Photo 246

Floor of Toilet No. 1 of Second Floor Covered With Tiles



Photo 247

Roof of Room No. 4 of Second Floor Covered With Almeria & Wooden.



Photo 248

Wall No.1 & Floor of Room No. 4 of Second Floor Covered With Tiles



Photo 249

Floor of Room No. 3 of Second Floor Covered With Tiles



Photo 250

Roof of Room No. 12 of Second Floor Covered With Wooden Work

Pre - Condition Building Survey for Construction of Underground Stations from Chandpole to Bari Chouper and reversal line



Photo 251
Wall No.1& Roof of Room No. 13 of Second Floor



Photo 252
Roof of Kitchen of House No. 635, Third Floor Covered With Wooden Work



Photo 253
Kitchen of House No. 635, Third Floor Covered With Tiles Almeria



Photo 254
Floor of Room No. 6 of Second Floor Covered With Materials




Photo 255
Room No. 7 of Second Floor Locked



Photo 256
All Wall of Store of House No. 635, Second Floor All Wall Covered With Tiles

Pre - Condition Building Survey for Construction of Underground Stations from Chandpole to Bari Chouper and reversal line



Photo 257

All Wall of Room No. 11 of Second Floor Covered With Wooden



Photo 258

Floor of Room No. 11 of Second Floor Floor Covered With Marble




Photo 259

Floor of Toilet No. 1 of Third Floor Covered With Tiles



Photo 260

Floor of Room No. 2 of Third Floor Covered With Almeria



Photo 261

Floor of Room No. 1 of Third Floor Covered With Tiles



Photo 262

Floor & All Wall of Toilet No. 1 of Third Floor Covered With Tiles

Pre - Condition Building Survey for Construction of Underground Stations from Chandpole to Bari Chouper and reversal line



Photo 263

Roof of Room No. 2 of Third Floor Covered With Fall Sealing



Photo 264

Floor & All Wall of Toilet No. 1 of Third Floor Covered With Tiles



Photo 265

Floor & All Wall of Toilet No. 1 of Third Floor Covered With Tiles



Photo 266

Roof of Lobby of House No. 635, Third Floor Covered With Almira




Photo 267

Wall No. 1 & 4 of Part A of Shop No.253 of Ground Floor Covered With Material & Wooden Work



Photo 268

Wall No. 2 & 4 of Part A of Shop No.253 of Ground Floor Covered With Material & Wooden Work

Pre - Condition Building Survey for Construction of Underground Stations from Chandpole to Bari Chouper and reversal line



Photo 269

Wall No. 1 & 4 of Part B of Shop No.253 of Ground Floor Covered With Material & Wooden Work




Photo 270

Wall No. 2 & 4 of Part B of Shop No.253 of Ground Floor Covered With Material & Wooden Work



Photo 271

Wall No. 1 & 4 of Shop No.252 of Ground Floor Covered With Material



Photo 272

Wall No. 2 & 4 of Shop No.252 of Ground Floor Covered With Material



Photo 273

Wall No. 1 & 4 of Shop No.250 of Ground Floor Covered with Material




Photo 274

Wall No. 2 & 4 of Shop No.250 of Ground Floor Covered with Material

Pre - Condition Building Survey for Construction of Underground Stations from Chandpole to Bari Chouper and reversal line



Photo 275

Roof of Shop No.250 of Ground Floor Covered with Wooden Ceiling



Photo 276

Wall No. 1 & 4 of Shop No.251 of Ground Floor Covered with Material



Photo 277

Wall No. 2 & 4 of Shop No.251 of Ground Floor Covered with Material



Photo 278

Roof of Shop No.251 of Ground Floor



Photo 279

Shop No.249 of Ground Floor Locked



Photo 280

Wall No. 1 of Shop No.248 of Ground Floor Covered With Material

Pre - Condition Building Survey for Construction of Underground Stations from Chandpole to Bari Chouper and reversal line



Photo 281

Wall No. 1 of Shop No.247 of Ground Floor Covered With Material



Photo 282

Roof of Shop No.247 of Ground Floor Covered With wooden Ceiling



Photo 283

Shop of Ground Floor Locked



Photo 284

Wall No. 4 & 2 of Murali Pan Bhandar of Ground Floor Covered With Material



Photo 285

Wall No. 1 of Shop Madan Lal & Company of Ground Floor Covered With Material & Wooden Work



Photo 286

Wall No. 4 of Shop Madan Lal & Company of Ground Floor Covered With Material & Wooden Work

Pre - Condition Building Survey for Construction of Underground Stations from Chandpole to Bari Chouper and reversal line



Photo 287

Wall No. 2 of Shop Madan Lal & Company of Ground Floor Covered With Material & Wooden Work



Photo 288

Roof of Shop Madan Lal & Company of Ground Floor Covered With Wooden Work



Photo 289

Wall No. 5 of Shop Madan Lal & Company of Ground Floor Covered With Material



Photo 290

All walls of Shop Pink city Colour of Ground Floor Covered With Wooden Racks & Material



Photo 291

Roof of Shop Pink city Colour of Ground Floor Covered With Wooden Ceiling



Photo 292

Wall No. 1 of Part A of Shop Aggarwal Colour of Ground Floor Covered With Wooden Partition

Pre - Condition Building Survey for Construction of Underground Stations from Chandpole to Bari Chouper and reversal line



Photo 293

Roof of Part A of Shop Aggarwal Colour of Upper Ground Floor Covered With Falls Ceiling



Photo 294

Wall No. 2 & 4 of Part B of Shop Aggarwal Colour of Ground Floor Covered With Material



Photo 295

Floor of Part B of Shop Aggarwal Colour of Ground Floor Covered With Material



Photo 296

Floor of Part A of Shop Aggarwal Colour of Ground Floor Covered With Material

Pre - Condition Building Survey for Construction of Underground Stations from Chandpole to Bari Chouper and reversal line



House No. 643
Tripola Bazar
Jaipur
Unique ID: CC BC DN 0036

Report Number: AIMIL/ESG/JMCEC/CC BC DN 0036/01, Rev. 00, Dated: January 2014

Building Owner
Contractor

Mr. Dev Parkash
CEC

Client
Sub-Contractor

JMRC Limited
AIMIL Limited

Pre - Condition Building Survey for Construction of Underground Stations from Chandpole to Bari Chouper and reversal line

Table of Contents

S.No.	Particulars	Page No.
1	Introduction	2
2	Survey Details	2
3	About the Structure	3
4	Building Ownership Details	3
5	Project Details	4
6	General Building Details	4
7	Summary of Cracks	5
8	Summary of Defects other than Cracks	
9	Summary of Areas that Could not be surveyed	
10	Defect Photographs	
11	Schematic Diagram of Building	

Introduction

The Jaipur Metro Rail is being constructed to provide the city of Jaipur with a modern and technologically advanced Transit System, to provide a safe and well connected means of transport that reduces traffic congestion. The project consists of two corridors with underground and elevated sections.

The construction of underground rail and road infrastructures in metropolitan and cosmopolitan cities are mostly through developed area under challenging soil conditions.

The alignment of structure is passing through densely inhabited areas, many structures are falling in the zone of influence of construction activities. It is required to carry out the pre-condition survey of those structures. The scope of work of this survey includes carrying out pre-condition survey of those structures.

Survey Details

S.No.	Head	Particulars	Signatures
1	Date of Survey	23/12/2012	
2	AIMIL Representative		
3	CEC Representative		
4	Structural Designer of CEC		
5	JMRC/DMRC Representative		

Pre - Condition Building Survey for Construction of Underground Stations from Chandpole to Bari Chouper and reversal line

About the Structure

The structure under consideration is a Single Story Load Bearing Structure . The structure was constructed in year 1713 and is 300 years old.

There are 116 defects in the structure out of which 29 are cracks. Category wise distribution of cracks is given in the table below. Overall the Building can be categorised in Category III (Moderate)

Category	Number of Cracks	% of Total Cracks
Negligible (< 0.1mm)	0	0%
Very Slight (0.1 to 1mm)	7	24.14%
Slight (1 to 5mm)	18	62.07%
Moderate (5 to 15mm)	4	13.79%
Severe (15 to 25mm)	0	0%
Very Severe (>25mm)	0	0%

The average width of cracks is 1.91mm and average length of cracks is 2.16m. The maximum crack width is 7mm and minimum width is 0.1mm.

Building Ownership Details			
Unique ID/Sub ID	Premises Name	Owner	Signatures
CC-BC/DL/0036-01	Chagan Lal & Sons		
CC-BC/DL/0036-246	Prahlad Das riraj Parsad Kagari		
CC-BC/DL/0036-245	Geetanjali Shilk Sares		
CC-BC/DL/0036-RES	House No. 643		

Pre - Condition Building Survey for Construction of Underground Stations from Chandpole to Bari Chouper and reversal line

Project Details		
S. No.	Head	Particulars
1	Project	Jaipur Metro Rail Project
2	Section	Chandpole to Bari Chaupar
3	Client	JMRC Limited
4	Consultant	DMRC Limited
5	Contractor	CEC
6	Design Consultant of Contractor	Omikron Kappa - Indus Consultrans JV
7	Sub-Contractor	AIMIL Limited
8	Subject	Pre-Condition Survey Report

General Building Details (As informed verbally by Building Owner)		
S. No.	Head	Particulars
1	Building Name	House No. 643
2	Building Address	House No. 643 Tripola Bazar Jaipur
3	Year of Construction	1713
4	Number of Floors	G
5	Number of Basements	None
6	Type of Building	Residential + Commercial
7	Approximate Height	3m
8	Approximate Area	Not Known
9	Age of Building	300 years
10	Type of Structure	Load Bearing Structure
11	Type of Foundation	Not Known
12	Number of Bore Wells	None
13	Depth and Diameter of Bore	N.A.
14	Roadways	One Side
15	Presence of Equipment/Machines	None

Pre - Condition Building Survey for Construction of Underground Stations from Chandpole to Bari Chouper and reversal line

Summary of Cracks						
Defect ID	Location	Orientation	Appx. Width (mm)	Appx. Length (m)	Category	Photo No.
1	Roof Hall No. 1 House No.643, Ground Floor	Horizontal	0.6	2.2	Very Slight	7
2	Roof Hall No. 2 House No.643, Ground Floor	Horizontal	2.5	3.5	Slight	8
3	Wall No. 2 & 3 Hall No. 2 House No.643, Ground Floor	Vertical	2.5	1.5	Slight	9
4	Wall No. 4 Hall No. 2 House No.643, Ground Floor	Inclined	1	1	Slight	10
5	Wall No. 6 Hall No. 2 House No.643, Ground Floor	Inclined	0.8	4	Very Slight	11
6	Wall No. 4 Varanda No.3 House No.643, Ground Floor	Inclined	5	3	Moderate	12
7	Wall No. 4 Varanda No.3 House No.643, Ground Floor	Inclined	0.8	1	Very Slight	13, 13A
8	Roof Varanda No.3 House No.643, Ground Floor	Horizontal	2	2.5	Slight	14
9	Roof Varanda No.3 House No.643, Ground Floor	Horizontal	0.4	2.5	Very Slight	15
10	Roof & 3 Varanda No.3 House No.643, Ground Floor	Horizontal	1	2	Slight	16
11	Wall No. 4 Varanda No.3 House No.643, Ground Floor	Inclined	1	1.5	Slight	17
12	Wall No. 4 Varanda No.3 House No.643, Ground Floor	Inclined	1	0.6	Slight	18
13	Roof Varanda No.2 House No.643, Ground Floor	Horizontal	1.5	2	Slight	19
14	Wall No. 4 Varanda No.4 House No.643, Ground Floor	Inclined	2	2	Slight	20
15	Wall No. 4 Varanda No.4 House No.643, Ground Floor	Inclined	1	2	Slight	21
16	Wall No. 1 Room No. 1 (Part 1) House No.643, Ground Floor	Inclined	2	2	Slight	22
17	Wall No. 4 & Roof Varanda No.1 House No.643, Ground Floor	Inclined	1	3	Slight	23
18	Wall No. 4 & Roof Varanda No.1 House No.643, Ground Floor	Inclined	2	5	Slight	24, 24A
19	Wall No. 1 Room No. 2 (Part 1) House No.643, Ground Floor	Inclined	1.5	1	Slight	25
20	Roof Room No. 2 (Part 1) House No.643, Ground Floor	Horizontal	2	1.5	Slight	26
21	Wall No. 2 & 3 Room No. 2 (Part 1) House No.643, Ground Floor	Inclined	1	2	Slight	27, 27A
22	Wall No. 2 Room No. 2 (Part 1) House No.643, Ground Floor	Inclined	1.5	1.3	Slight	28, 28A
23	Wall No. 2 Room No. 2 (Part 1) House No.643, Ground Floor	Inclined	0.2	0.9	Very Slight	29
24	Wall No. 4 & Shade Open Sky Ground Floor	Horizontal	5	3	Moderate	30
25	Wall No. 3 Open Sky Ground Floor	Inclined	7	2	Moderate	31
26	Roof Enterance Ground Floor	Inclined	7	2	Moderate	32
27	Roof Varanda of Shop No.246 Ground Floor	Inclined	0.1	2.5	Very Slight	33
28	Roof Varanda of Shop No.245 Ground Floor	Horizontal	0.1	2.5	Very Slight	34
29	Roof Varanda of Shop No.245 Ground Floor	Horizontal	2	2.5	Slight	35

Summary of Defects Other Than Crack			
Defect ID	Location	Description	Photo No.
30	Roof Hall No. 1 House No.643, Ground Floor	Dampness/Seepage	36
31	Roof Hall No. 1 House No.643, Ground Floor	Dampness/Seepage	37
32	Roof Hall No. 1 House No.643, Ground Floor	Dampness/Seepage	38

33	Wall No. 4 Hall No. 1 House No.643, Ground Floor	Peeling of Plaster	39
34	Wall No. 4 Hall No. 1 House No.643, Ground Floor	Dampness/Seepage	40
35	Floor Hall No. 1 House No.643, Ground Floor	Peeling of Plaster	41
36	Floor Hall No. 2 House No.643, Ground Floor	Peeling of Plaster	42
37	Wall No. 4 Hall No. 2 House No.643, Ground Floor	Peeling of Plaster	43
38	Roof Hall No. 2 House No.643, Ground Floor	Damaged Portion	44
39	Wall No. 5 Hall No. 2 House No.643, Ground Floor	Damaged Portion	45
40	Wall No. 4 Hall No. 2 House No.643, Ground Floor	Peeling of Plaster	46
41	Roof Hall No. 2 House No.643, Ground Floor	Damaged Portion	47
42	Wall No. 2 & 3 Hall No. 2 House No.643, Ground Floor	Peeling of Plaster	48
43	Roof Hall No. 3 House No.643, Ground Floor	Peeling of Plaster	49
44	Roof Hall No. 3 House No.643, Ground Floor	Peeling of Plaster	50
45	Roof Hall No. 3 House No.643, Ground Floor	Dampness/Seepage	51
46	Roof Hall No. 3 House No.643, Ground Floor	Dampness/Seepage	52
47	Wall No. 6 Hall No. 3 House No.643, Ground Floor	Dampness/Seepage	53
48	Wall No. 6 Hall No. 3 House No.643, Ground Floor	Dampness/Seepage	54
49	Wall No. 4 Hall No. 3 House No.643, Ground Floor	Peeling of Plaster	55
50	Wall No. 4 Hall No. 3 House No.643, Ground Floor	Dampness/Seepage	56
51	Wall No. 5 Hall No. 3 House No.643, Ground Floor	Dampness/Seepage	57
52	Wall No. 5 Hall No. 3 House No.643, Ground Floor	Dampness/Seepage	58
53	Roof Varanda No.3 House No.643, Ground Floor	Dampness/Seepage	59
54	Roof Varanda No.3 House No.643, Ground Floor	Dampness/Seepage	60
55	Roof Varanda No.3 House No.643, Ground Floor	Damaged Portion	61
56	Roof Varanda No.3 House No.643, Ground Floor	Damaged Portion	62
57	Roof Varanda No.3 House No.643, Ground Floor	Peeling of Plaster	63
58	Wall No. 2 & 3 Varanda No.3 House No.643, Ground Floor	Dampness/Seepage	64
59	Wall No. 3 Varanda No.3 House No.643, Ground Floor	Dampness/Seepage	65
60	Roof Varanda No.3 House No.643, Ground Floor	Dampness/Seepage	66
61	Wall No.3 & Roof Varanda No.2 House No.643, Ground Floor	Dampness/Seepage	67
62	Wall No. 4 Varanda No.2 House No.643, Ground Floor	Dampness/Seepage	68
63	Wall No. 1 Varanda No.2 House No.643, Ground Floor	Dampness/Seepage	69
64	Wall No. 2, 4 & R Varanda No.2 House No.643, Ground Floor	Dampness/Seepage	70
65	Wall No. 2 Toilet No. 1 House No.643, Ground Floor	Dampness/Seepage	71
66	Wall No. 4 Toilet No. 1 House No.643, Ground Floor	Dampness/Seepage	72
67	Roof Toilet No. 1 House No.643, Ground Floor	Peeling of Plaster	73
68	Wall No. 2 Gallery No.1 House No.643, Ground Floor	Dampness/Seepage	74
69	Wall No. 1 Gallery No.1 House No.643, Ground Floor	Dampness/Seepage	75
70	Wall No. 1 Gallery No.3 House No.643, Ground Floor	Damaged Portion	76
71	Wall No. 1 Gallery No.3 House No.643, Ground Floor	Dampness/Seepage	77
72	Wall No. 4 Varanda No.4 House No.643, Ground Floor	Peeling of Plaster	78
73	Roof Varanda No.4 House No.643, Ground Floor	Dampness/Seepage	79
74	Roof Varanda No.4 House No.643, Ground Floor	Dampness/Seepage	80
75	Wall No. 4 Varanda No.4 House No.643, Ground Floor	Dampness/Seepage	81
76	Wall No. 4 Varanda No.4 House No.643, Ground Floor	Dampness/Seepage	82
77	Wall No. 3 & Roof Varanda No.4 House No.643, Ground Floor	Dampness/Seepage	83
78	Wall No. 3 & Roof Varanda No.4 House No.643, Ground Floor	Dampness/Seepage	84

79	Wall No. 2 Staircase No.2 House No.643, Ground Floor	Damaged Portion	85
80	Wall No. 2 & 4 Toilet No. 1 House No.643, Ground Floor	Dampness/Seepage	86
81	Wall No. 1 Staircase area Ground Floor	Damaged Portion	87
82	Wall No.1,2 & Roof 2 Room No. 1 (Part 1) House No.643, Ground Floor	Dampness/Seepage	88
83	Wall No.1,2 & Roof 2 Room No. 1 (Part 1) House No.643, Ground Floor	Dampness/Seepage	89
84	Wall No. 1 & 4 Room No. 1 (Part 2) House No.643, Ground Floor	Peeling of Plaster	90
85	Wall No. 4 Room No. 1 (Part 1) House No.643, Ground Floor	Peeling of Plaster	91
86	Wall No. 4 Room No. 1 (Part 1) House No.643, Ground Floor	Peeling of Plaster	92
87	Wall No. 4 House No.643 House No.643, Ground Floor	Damaged Portion	93
88	Wall No. 4 House No.643 House No.643, Ground Floor	Dampness/Seepage	94
89	Wall No. 4 House No.643 House No.643, Ground Floor	Damaged Portion	95
90	Wall No. 1 Room No. 2 (Part 1) House No.643, Ground Floor	Dampness/Seepage	96
91	Wall No. 2 Room No. 2 (Part 1) House No.643, Ground Floor	Peeling of Plaster	97
92	Wall No. 1 Room No. 2 (Part 1) House No.643, Ground Floor	Peeling of Plaster	98
93	Wall No. 4 Room No. 2 (Part 2) House No.643, Ground Floor	Dampness/Seepage	99
94	Wall No. 2 Room No. 2 (Part 2) House No.643, Ground Floor	Peeling of Plaster	100
95	Roof Room No. 2 (Part 2) House No.643, Ground Floor	Dampness/Seepage	101
96	Roof Room No. 2 (Part 2) House No.643, Ground Floor	Peeling of Plaster	102
97	Wall No. 1 Room No. 2 (Part 2) House No.643, Ground Floor	Peeling of Plaster	103
98	Shade Open Sky Ground Floor	Damaged Portion	104
99	Shade Open Sky Ground Floor	Peeling of Plaster	105
100	Wall No. 2 Open Sky Ground Floor	Peeling of Plaster	106
101	Wall No. 4 Open Sky Ground Floor	Peeling of Plaster	107
102	Wall No. 4 Open Sky Ground Floor	Peeling of Plaster	108
103	Wall No. 1 & Shade Open Sky Ground Floor	Damaged Portion	109
104	Wall No. 1 & Shade Open Sky Ground Floor	Damaged Portion	110
105	Wall No. 1 & Shade Open Sky Ground Floor	Damaged Portion	111
106	Wall No. 1 & Shade Open Sky Ground Floor	Peeling of Plaster	112
107	Wall No. 3 & Shade Open Sky Ground Floor	Peeling of Plaster	113
108	Wall No. 3 Open Sky Ground Floor	Damaged Portion	114
109	Roof Entrance Ground Floor	Dampness/Seepage	115
110	Wall No. 2 Entrance Ground Floor	Peeling of Plaster	116
111	Wall No. 2 Entrance Ground Floor	Peeling of Plaster	117
112	Wall No. 1 Entrance Ground Floor	Peeling of Plaster	118
113	Wall No. 1 Entrance	Peeling of Plaster	119
114	Tower Terrace	Damaged Portion	120
115	Wall No. 1 Shop No.246 Ground Floor	Peeling of Plaster	121
116	Roof Varanda of Shop No.245 Ground Floor	Dampness/Seepage	122

Summary of Areas that Could not be Surveyed			
Serial No.	Location	Description	Photo No.
1	Wall No. 2 & 3 Hall No. 4 House No.643, Ground Floor	Covered With Almira	123
2	Store No.2 House No.643, Ground Floor	Locked	124
3	Store No.1 House No.643, Ground Floor	Locked	125

4	All Walls Toilet No. 1 House No.643, Ground Floor	Covered With Tiles	126
5	Toilet No. 2 House No.643, Ground Floor	Locked	127
6	Wall No. 2 Varanda No.4 House No.643, Ground Floor		128
7	All Walls Toilet No. 1 House No.643, Ground Floor		129
8	All walls Part B of Shop Chagan Lal & Sons Ground Floor	Covered With Material	130
9	Wall No. 4 Part A of Shop Chagan Lal & Sons Ground Floor	Covered With Material	131
10	Wall No. 1 Part A of Shop Chagan Lal & Sons Ground Floor	Covered With Material	132
11	Wall No. 2 Part A of Shop Chagan Lal & Sons Ground Floor	Covered With Material	133
12	Roof Part A of Shop Chagan Lal & Sons Ground Floor	Covered With Wooden Ceiling	134
13	Wall No. 1 Shop No.246 Ground Floor	Covered With Material	135
14	Wall No. 2 Shop No.246 Ground Floor	Covered With Material	136
15	Wall No. 4 Shop No.246 Ground Floor	Covered With Wooden Work	137
16	Wall No. 1 Shop No.245 Ground Floor	Covered With Material	138
17	Wall No. 2 Shop No.245 Ground Floor	Covered With Material	139



Pre - Condition Building Survey for Construction of Underground Stations from Chandpole to Bari Chouper and reversal line



Photo 1
View of House No.643



Photo 2
View of Terrace, Terrace



Photo 3
View of Borewell, Ground Floor



Photo 4
View of Shop Chagan Lal & Sons, Ground Floor



Photo 5
View of Shop No.246, Ground Floor



Photo 6
View of Shop No.245, Ground Floor

Pre - Condition Building Survey for Construction of Underground Stations from Chandpole to Bari Chouper and reversal line



Photo 7

Horizontal Crack on Roof of Hall No. 1, House No.643, Ground Floor
Approx. Width = 0.6mm, Approx. Length = 2.2m. Distance from Wall No.3 = 0m, Height from Floor = 3.5m.



Photo 8

Horizontal Crack on Roof of Hall No. 2, House No.643, Ground Floor
Approx. Width = 2.5mm, Approx. Length = 3.5m. Distance from Wall No.3 = 0m, Height from Floor = 3.5m.



Photo 9

Vertical Crack on Wall No. 2 & 3 of Hall No. 2, House No.643, Ground Floor
Approx. Width = 2.5mm, Approx. Length = 1.5m. Distance from = m, Height from Floor = 2.2m.



Photo 10

Inclined Crack on Wall No. 4 of Hall No. 2, House No.643, Ground Floor
Approx. Width = 1mm, Approx. Length = 1m. Distance from Wall No.2 = 1.5m, Height from Floor = 2.1m.



Photo 11

Inclined Crack on Wall No. 6 of Hall No. 2, House No.643, Ground Floor
Approx. Width = 0.8mm, Approx. Length = 4m. Distance from Wall No.1 = 0.3m, Height from Floor = 2.5m.



Photo 12

Inclined Crack on Wall No. 4 of Varanda No.3, House No.643, Ground Floor
Approx. Width = 5mm, Approx. Length = 3m. Distance from Wall No.2 = 2.8m, Height from Floor = 1m.

Pre - Condition Building Survey for Construction of Underground Stations from Chandpole to Bari Chouper and reversal line



Photo 13

Inclined Crack on Wall No. 4 of Varanda No.3, House No.643, Ground Floor Approx. Width = 0.8mm, Approx. Length = 1m. Distance from Wall No.2 = 2.5m, Height from Floor = 0.9m.



Photo 13A

Inclined Crack on Wall No. 4 of Varanda No.3, House No.643, Ground Floor Approx. Width = 0.8mm, Approx. Length = 1m. Distance from Wall No.2 = 2.5m, Height from Floor = 0.9m.



Photo 14

Horizontal Crack on Roof of Varanda No.3, House No.643, Ground Floor Approx. Width = 2mm, Approx. Length = 2.5m. Distance from Wall No.2 = 2m, Height from Floor = 3m.



Photo 15

Horizontal Crack on Roof of Varanda No.3, House No.643, Ground Floor Approx. Width = 0.4mm, Approx. Length = 2.5m. Distance from Wall No.2 = 0.4m, Height from Floor = 3m.



Photo 16

Horizontal Crack on Roof & 3 of Varanda No.3, House No.643, Ground Floor Approx. Width = 1mm, Approx. Length = 2m. Distance from Wall No.1 = 3.5m, Height from Floor = 3m.



Photo 17

Inclined Crack on Wall No. 4 of Varanda No.3, House No.643, Ground Floor Approx. Width = 1mm, Approx. Length = 1.5m. Distance from Wall No.1 = 2m, Height from Floor = 2.2m.

Pre - Condition Building Survey for Construction of Underground Stations from Chandpole to Bari Chouper and reversal line



Photo 18

Inclined Crack on Wall No. 4 of Varanda No.3, House No.643, Ground Floor Approx. Width = 1mm, Approx. Length = 0.6m. Distance from Wall No.1 = 2m, Height from Floor = 2.2m.



Photo 19

Horizontal Crack on Roof of Varanda No.2, House No.643, Ground Floor Approx. Width = 1.5mm, Approx. Length = 2m. Distance from Wall No.2 = 1m, Height from Floor = 2.6m.



Photo 20

Inclined Crack on Wall No. 4 of Varanda No.4, House No.643, Ground Floor Approx. Width = 2mm, Approx. Length = 2m. Distance from Wall No.2 = 1.5m, Height from Floor = 2m.



Photo 21

Inclined Crack on Wall No. 4 of Varanda No.4, House No.643, Ground Floor Approx. Width = 1mm, Approx. Length = 2m. Distance from Wall No.4 = 1.3m, Height from Floor = 2.5m.



Photo 22

Inclined Crack on Wall No. 1 of Room No. 1 (Part 1), House No.643, Ground Floor Approx. Width = 2mm, Approx. Length = 2m. Distance from Wall No.3 = 0.1m, Height from Floor = 1.7m.



Photo 23

Inclined Crack on Wall No. 4 & Roof of Varanda No.1, House No.643, Ground Floor Approx. Width = 1mm, Approx. Length = 3m. Distance from Wall No.1 = 0.3m, Height from Floor = 3m.

Pre - Condition Building Survey for Construction of Underground Stations from Chandpole to Bari Chouper and reversal line



Photo 24

Inclined Crack on Wall No. 4 & Roof of Varanda No.1, House No.643, Ground Floor Approx. Width = 2mm, Approx. Length = 5m. Distance from Wall No.2 = 0.3m, Height from Floor = 1m.



Photo 24A

Inclined Crack on Wall No. 4 & Roof of Varanda No.1, House No.643, Ground Floor Approx. Width = 2mm, Approx. Length = 5m. Distance from Wall No.2 = 0.3m, Height from Floor = 1m.



Photo 25

Inclined Crack on Wall No. 1 of Room No. 2 (Part 1), House No.643, Ground Floor Approx. Width = 1.5mm, Approx. Length = 1m. Distance from Wall No.3 = 0.2m, Height from Floor = 2.5m.



Photo 26

Horizontal Crack on Roof of Room No. 2 (Part 1), House No.643, Ground Floor Approx. Width = 2mm, Approx. Length = 1.5m. Distance from Wall No.3 = 0m, Height from Floor = 3m.



Photo 27

Inclined Crack on Wall No. 2 & 3 of Room No. 2 (Part 1), House No.643, Ground Floor Approx. Width = 1mm, Approx. Length = 2m. Distance from = Corner Wall No.2 & 3m, Height from Floor = 1m.



Photo 27A

Inclined Crack on Wall No. 2 & 3 of Room No. 2 (Part 1), House No.643, Ground Floor Approx. Width = 1mm, Approx. Length = 2m. Distance from = Corner Wall No.2 & 3m, Height from Floor = 1m.

Pre - Condition Building Survey for Construction of Underground Stations from Chandpole to Bari Chouper and reversal line



Photo 28

Inclined Crack on Wall No. 2 of Room No. 2 (Part 1), House No.643, Ground Floor Approx. Width = 1.5mm, Approx. Length = 1.3m. Distance from Wall No.3 = 0.8m, Height from Floor = 0m.



Photo 28A

Inclined Crack on Wall No. 2 of Room No. 2 (Part 1), House No.643, Ground Floor Approx. Width = 1.5mm, Approx. Length = 1.3m. Distance from Wall No.3 = 0.8m, Height from Floor = 0m.



Photo 29

Inclined Crack on Wall No. 2 of Room No. 2 (Part 1), House No.643, Ground Floor Approx. Width = 0.2mm, Approx. Length = 0.9m. Distance from Wall No.3 = 2m, Height from Floor = 1.7m.



Photo 30

Horizontal Crack on Wall No. 4 & Shade of Open Sky, Ground Floor Approx. Width = 5mm, Approx. Length = 3m. Distance from = m, Height from Floor = m.



Photo 31

Inclined Crack on Wall No. 3 of Open Sky, Ground Floor Approx. Width = 7mm, Approx. Length = 2m. Distance from = m, Height from Floor = m.




Photo 32

Inclined Crack on Roof of Entrance, Ground Floor Approx. Width = 7mm, Approx. Length = 2m. Distance from = m, Height from Floor = m.

Pre - Condition Building Survey for Construction of Underground Stations from Chandpole to Bari Chouper and reversal line



Photo 33

Inclined Crack on Roof of Varanda of Shop No.246, Ground Floor
Approx. Width = 0.1mm, Approx. Length = 2.5m. Distance from Leftside External Column = 1m, Height from Floor = 3m.



Photo 34

Horizontal Crack on Roof of Varanda of Shop No.245, Ground Floor
Approx. Width = 0.1mm, Approx. Length = 2.5m. Distance from Rightside External Column = 1.2m, Height from Floor = 3m.



Photo 35

Horizontal Crack on Roof of Varanda of Shop No.245, Ground Floor
Approx. Width = 2mm, Approx. Length = 2.5m. Distance from Leftside External Column = Backsidem, Height from Floor = 3m.



Photo 36

Dampness/Seepage on Roof of Hall No. 1 of House No.643, Ground Floor



Photo 37

Dampness/Seepage on Roof of Hall No. 1 of House No.643, Ground Floor



Photo 38

Dampness/Seepage on Roof of Hall No. 1 of House No.643, Ground Floor

Pre - Condition Building Survey for Construction of Underground Stations from Chandpole to Bari Chouper and reversal line



Photo 39

Peeling of Plaster on Wall No. 4 of Hall No. 1 of House No.643, Ground Floor



Photo 40

Dampness/Seepage on Wall No. 4 of Hall No. 1 of House No.643, Ground Floor



Photo 41

Peeling of Plaster on Floor of Hall No. 1 of House No.643, Ground Floor



Photo 42

Peeling of Plaster on Floor of Hall No. 2 of House No.643, Ground Floor



Photo 43

Peeling of Plaster on Wall No. 4 of Hall No. 2 of House No.643, Ground Floor



Photo 44

Damaged Portion on Roof of Hall No. 2 of House No.643, Ground Floor

Pre - Condition Building Survey for Construction of Underground Stations from Chandpole to Bari Chouper and reversal line



Photo 45

Damaged Portion on Wall No. 5 of Hall No. 2 of House No.643, Ground Floor



Photo 46

Peeling of Plaster on Wall No. 4 of Hall No. 2 of House No.643, Ground Floor




Photo 47

Damaged Portion on Roof of Hall No. 2 of House No.643, Ground Floor




Photo 48

Peeling of Plaster on Wall No. 2 & 3 of Hall No. 2 of House No.643, Ground Floor



Photo 49

Peeling of Plaster on Roof of Hall No. 3 of House No.643, Ground Floor



Photo 50

Peeling of Plaster on Roof of Hall No. 3 of House No.643, Ground Floor

Pre - Condition Building Survey for Construction of Underground Stations from Chandpole to Bari Chouper and reversal line



Photo 51

Dampness/Seepage on Roof of Hall No. 3 of House No.643, Ground Floor



Photo 52

Dampness/Seepage on Roof of Hall No. 3 of House No.643, Ground Floor




Photo 53

Dampness/Seepage on Wall No. 6 of Hall No. 3 of House No.643, Ground Floor



Photo 54

Dampness/Seepage on Wall No. 6 of Hall No. 3 of House No.643, Ground Floor



Photo 55

Peeling of Plaster on Wall No. 4 of Hall No. 3 of House No.643, Ground Floor



Photo 56

Dampness/Seepage on Wall No. 4 of Hall No. 3 of House No.643, Ground Floor

Pre - Condition Building Survey for Construction of Underground Stations from Chandpole to Bari Chouper and reversal line



Photo 57

Dampness/Seepage on Wall No. 5 of Hall No. 3 of House No.643, Ground Floor



Photo 58

Dampness/Seepage on Wall No. 5 of Hall No. 3 of House No.643, Ground Floor



Photo 59

Dampness/Seepage on Roof of Varanda No.3 of House No.643, Ground Floor



Photo 60

Dampness/Seepage on Roof of Varanda No.3 of House No.643, Ground Floor



Photo 61

Damaged Portion on Roof of Varanda No.3 of House No.643, Ground Floor



Photo 62

Damaged Portion on Roof of Varanda No.3 of House No.643, Ground Floor

Pre - Condition Building Survey for Construction of Underground Stations from Chandpole to Bari Chouper and reversal line



Photo 63

Dampness/Seepage on Roof of Varanda No.3 of House No.643, Ground Floor



Photo 64

Dampness/Seepage on Wall No. 2 & 3 of Varanda No.3 of House No.643, Ground Floor




Photo 65

Dampness/Seepage on Wall No. 3 of Varanda No.3 of House No.643, Ground Floor



Photo 66

Dampness/Seepage on Roof of Varanda No.3 of House No.643, Ground Floor



Photo 67

Dampness/Seepage on Wall No 3 & Roof of Varanda No.2 of House No.643, Ground Floor



Photo 68

Dampness/Seepage on Wall No. 4 of Varanda No.2 of House No.643, Ground Floor

Pre - Condition Building Survey for Construction of Underground Stations from Chandpole to Bari Chouper and reversal line



Photo 69

Dampness/Seepage on Wall No. 1 of Varanda No.2 of House No.643, Ground Floor



Photo 70

Dampness/Seepage on Wall No. 2, 4 & R of Varanda No.2 of House No.643, Ground Floor



Photo 71

Dampness/Seepage on Wall No. 2 of Toilet No. 1 of House No.643, Ground Floor



Photo 72

Dampness/Seepage on Wall No. 4 of Toilet No. 1 of House No.643, Ground Floor



Photo 73

Peeling of Plaster on Roof of Toilet No. 1 of House No.643, Ground Floor



Photo 74

Dampness/Seepage on Wall No. 2 of Gallery No.1 of House No.643, Ground Floor

Pre - Condition Building Survey for Construction of Underground Stations from Chandpole to Bari Chouper and reversal line



Photo 75

Dampness/Seepage on Wall No. 1 of Gallery No.1 of House No.643, Ground Floor



Photo 76

Damaged Portion on Wall No. 1 of Gallery No.3 of House No.643, Ground Floor



Photo 77

Dampness/Seepage on Wall No. 1 of Gallery No.3 of House No.643, Ground Floor



Photo 78

Peeling of Plaster on Wall No. 4 of Varanda No.4 of House No.643, Ground Floor



Photo 79

Dampness/Seepage on Roof of Varanda No.4 of House No.643, Ground Floor



Photo 80

Dampness/Seepage on Roof of Varanda No.4 of House No.643, Ground Floor

Pre - Condition Building Survey for Construction of Underground Stations from Chandpole to Bari Chouper and reversal line



Photo 81

Dampness/Seepage on Wall No. 4 of Varanda No.4 of House No.643, Ground Floor



Photo 82

Dampness/Seepage on Wall No. 4 of Varanda No.4 of House No.643, Ground Floor



Photo 83

Dampness/Seepage on Wall No. 3 & Roof of Varanda No.4 of House No.643, Ground Floor



Photo 84

Dampness/Seepage on Wall No. 3 & Roof of Varanda No.4 of House No.643, Ground Floor



Photo 85

Damaged Portion on Wall No. 2 of Staircase No.2 of House No.643, Ground Floor



Photo 86

Dampness/Seepage on Wall No. 2 & 4 of Toilet No. 1 of House No.643, Ground Floor

Pre - Condition Building Survey for Construction of Underground Stations from Chandpole to Bari Chouper and reversal line



Photo 87

Damaged Portion on Wall No. 1 of Staircase area of Ground Floor



Photo 88

Dampness/Seepage on Wall No.1,2 & Roof, of Room No. 1 (Part 1) of House No.643, Ground Floor



Photo 89

Dampness/Seepage on Wall No. 1,2 & Roof of Room No. 1 (Part 2) of House No.643, Ground Floor



Photo 90

Peeling of Plaster on Wall No. 1 & 4 of Room No. 1 (Part 2) of House No.643, Ground Floor



Photo 91

Peeling of Plaster on Wall No. 4 of Room No. 1 (Part 1) of House No.643, Ground Floor



Photo 92

Peeling of Plaster on Wall No. 4 of Room No. 1 (Part 1) of House No.643, Ground Floor

Pre - Condition Building Survey for Construction of Underground Stations from Chandpole to Bari Chouper and reversal line



Photo 93

Damaged Portion on Wall No. 4 of House No.643 of House No.643, Ground Floor



Photo 94

Dampness/Seepage on Wall No. 4 of House No.643 of House No.643, Ground Floor



Photo 95

Damaged Portion on Wall No. 4 of House No.643 of House No.643, Ground Floor



Photo 96

Dampness/Seepage on Wall No. 1 of Room No. 2 (Part 1) of House No.643, Ground Floor



Photo 97

Peeling of Plaster on Wall No. 2 of Room No. 2 (Part 1) of House No.643, Ground Floor




Photo 98

Peeling of Plaster on Wall No. 1 of Room No. 2 (Part 1) of House No.643, Ground Floor

Pre - Condition Building Survey for Construction of Underground Stations from Chandpole to Bari Chouper and reversal line



Photo 99

Dampness/Seepage on Wall No. 4 of Room No. 2 (Part 2) of House No.643, Ground Floor



Photo 100

Peeling of Plaster on Wall No. 2 of Room No. 2 (Part 2) of House No.643, Ground Floor



Photo 101

Dampness/Seepage on Roof of Room No. 2 (Part 2) of House No.643, Ground Floor




Photo 102

Peeling of Plaster on Roof of Room No. 2 (Part 2) of House No.643, Ground Floor



Photo 103

Peeling of Plaster on Wall No. 1 of Room No. 2 (Part 2) of House No.643, Ground Floor



Photo 104

Damaged Portion on Shade of Open Sky of Ground Floor

Pre - Condition Building Survey for Construction of Underground Stations from Chandpole to Bari Chouper and reversal line



Photo 105

Peeling of Plaster on Shade of Open Sky of Ground Floor



Photo 106

Peeling of Plaster on Wall No. 2 of Open Sky of Ground Floor



Photo 107

Peeling of Plaster on Wall No. 4 of Open Sky of Ground Floor



Photo 108

Peeling of Plaster on Wall No. 4 of Open Sky of Ground Floor



Photo 109

Damaged Portion on Wall No. 1 & Shade of Open Sky of Ground Floor



Photo 110

Damaged Portion on Wall No. 1 & Shade of Open Sky of Ground Floor

Pre - Condition Building Survey for Construction of Underground Stations from Chandpole to Bari Chouper and reversal line



Photo 111

Damaged Portion on Wall No. 1 & Shade of Open Sky of Ground Floor



Photo 112

Peeling of Plaster on Wall No. 1 & Shade of Open Sky of Ground Floor



Photo 113

Peeling of Plaster on Wall No. 3 & Shade of Open Sky of Ground Floor



Photo 114

Damaged Portion on Wall No. 3 of Open Sky of Ground Floor



Photo 115

Dampness/Seepage on Roof of Entrance of Ground Floor



Photo 116

Peeling of Plaster on Wall No. 2 of Entrance of Ground Floor

Pre - Condition Building Survey for Construction of Underground Stations from Chandpole to Bari Chouper and reversal line



Photo 117
Peeling of Plaster on Wall No. 2 of Entrance of Ground Floor



Photo 118
Peeling of Plaster on Wall No. 1 of Entrance of Ground Floor



Photo 119
Peeling of Plaster on Wall No. 1 of Entrance of



Photo 120
Damaged Portion on of Tower of Terrace



Photo 121
Peeling of Plaster on Wall No. 1 of Shop No.246 of Ground Floor



Photo 122
Dampness/Seepage on Roof of Varanda of Shop No.245 of Ground Floor

Pre - Condition Building Survey for Construction of Underground Stations from Chandpole to Bari Chouper and reversal line



Photo 123

Wall No. 2 & 3 of Hall No. 4 of House No. 643, Ground Floor Covered With Almira



Photo 124

Store No. 2 of House No. 643, Ground Floor Locked



Photo 125

Store No. 1 of House No. 643, Ground Floor Locked



Photo 126

All Walls of Toilet No. 1 of House No. 643, Ground Floor Covered With Tiles



Photo 127

Toilet No. 2 of House No. 643, Ground Floor Locked



Photo 128

Wall No. 2 of Varanda No. 4 of House No. 643, Ground Floor

Pre - Condition Building Survey for Construction of Underground Stations from Chandpole to Bari Chouper and reversal line



Photo 129
All Walls of Toilet No. 1 of House No.643, Ground Floor



Photo 130
All walls of Part B of Shop Chagan Lal & Sons of Ground Floor Covered With Material



Photo 131
Wall No. 4 of Part A of Shop Chagan Lal & Sons of Ground Floor Covered With Material



Photo 132
Wall No. 1 of Part A of Shop Chagan Lal & Sons of Ground Floor Covered With Material



Photo 133
Wall No. 2 of Part A of Shop Chagan Lal & Sons of Ground Floor Covered With Material



Photo 134
Roof of Part A of Shop Chagan Lal & Sons of Ground Floor Covered With Wooden Ceiling

Pre - Condition Building Survey for Construction of Underground Stations from Chandpole to Bari Chouper and reversal line



Photo 135

Wall No. 1 of Shop No.246 of Ground Floor Covered With Material



Photo 136

Wall No. 2 of Shop No.246 of Ground Floor Covered With Material



Photo 137

Wall No. 4 of Shop No.246 of Ground Floor Covered With Wooden Work



Photo 138

Wall No. 1 of Shop No.245 of Ground Floor Covered With Material




Photo 139

Wall No. 2 of Shop No.245 of Ground Floor Covered With Material

Pre - Condition Building Survey for Construction of Underground Stations from Chandpole to Bari Chouper and reversal line



House No. 364
Tripola Bazar
Jaipur
Unique ID: CC BC DN 0037

Report Number: AIMIL/ESG/JMCEC/CC BC DN 0037/01, Rev. 00, Dated: December 2013

Building Owner
Contractor

Mrs. Sushma Sharma
CEC

Client
Sub-Contractor

JMRC Limited
AIMIL Limited

Pre - Condition Building Survey for Construction of Underground Stations from Chandpole to Bari Chouper and reversal line

Table of Contents

S.No.	Particulars	Page No.
1	Introduction	2
2	Survey Details	2
3	About the Structure	3
4	Building Ownership Details	3
5	Project Details	4
6	General Building Details	4
7	Summary of Cracks	5
8	Summary of Defects other than Cracks	
9	Summary of Areas that Could not be surveyed	
10	Defect Photographs	
11	Schematic Diagram of Building	

Introduction

The Jaipur Metro Rail is being constructed to provide the city of Jaipur with a modern and technologically advanced Transit System, to provide a safe and well connected means of transport that reduces traffic congestion. The project consists of two corridors with underground and elevated sections.

The construction of underground rail and road infrastructures in metropolitan and cosmopolitan cities are mostly through developed area under challenging soil conditions.

The alignment of structure is passing through densely inhabited areas, many structures are falling in the zone of influence of construction activities. It is required to carry out the pre-condition survey of those structures. The scope of work of this survey includes carrying out pre-condition survey of those structures.

Survey Details

S.No.	Head	Particulars	Signatures
1	Date of Survey	22/12/2012	
2	AIMIL Representative		
3	CEC Representative		
4	Structural Designer of CEC		
5	JMRC/DMRC Representative		

Pre - Condition Building Survey for Construction of Underground Stations from Chandpole to Bari Chouper and reversal line

About the Structure

The structure under consideration is a Multi Story Load Bearing Structure having 3 floors. The structure was constructed in year 1853 and is 160 years old.

There are 20 defects in the structure out of which 1 are cracks. Category wise distribution of cracks is given in the table below. Overall the Building can be categorised in Category I (Very Slight)

Category	Number of Cracks	% of Total Cracks
Negligible (< 0.1mm)	0	0%
Very Slight (0.1 to 1mm)	1	100%
Slight (1 to 5mm)	0	0%
Moderate (5 to 15mm)	0	0%
Severe (15 to 25mm)	0	0%
Very Severe (>25mm)	0	0%

The average width of cracks is 0.6mm and average length of cracks is 2.5m. The maximum crack width is 0.6mm and minimum width is 0.6mm.

Building Ownership Details			
Unique ID/Sub ID	Premises Name	Owner	Signatures
CC-BC/DL/0037-FF-SF	House No. 364		

Pre - Condition Building Survey for Construction of Underground Stations from Chandpole to Bari Chouper and reversal line

Project Details		
S. No.	Head	Particulars
1	Project	Jaipur Metro Rail Project
2	Section	Chandpole to Bari Chaupar
3	Client	JMRC Limited
4	Consultant	DMRC Limited
5	Contractor	CEC
6	Design Consultant of Contractor	Omikron Kappa - Indus Consultrans JV
7	Sub-Contractor	AIMIL Limited
8	Subject	Pre-Condition Survey Report

General Building Details (As informed verbally by Building Owner)		
S. No.	Head	Particulars
1	Building Name	House No. 364
2	Building Address	House No. 364 Tripola Bazar Jaipur
3	Year of Construction	1853
4	Number of Floors	G+2
5	Number of Basements	None
6	Type of Building	Residential
7	Approximate Height	9m
8	Approximate Area	Not Known
9	Age of Building	160 years
10	Type of Structure	Load Bearing Structure
11	Type of Foundation	Not Known
12	Number of Bore Wells	None
13	Depth and Diameter of Bore	N.A.
14	Roadways	One Side
15	Presence of Equipment/Machines	None

Pre - Condition Building Survey for Construction of Underground Stations from Chandpole to Bari Chouper and reversal line

Summary of Cracks						
Defect ID	Location	Orientation	Appx. Width (mm)	Appx. Length (m)	Category	Photo No.
1	Wall No. 1 Room No. 1 Second Floor	Inclined	0.6	2.5	Very Slight	3, 3A

Summary of Defects Other Than Crack			
Defect ID	Location	Description	Photo No.
2	Wall No. 1 Passage First Floor	Peeling of Plaster	4
3	Roof Passage First Floor	Peeling of Plaster	5
4	Roof Room No. 3 First Floor	Peeling of Plaster	6
5	Wall No. 2 Room No. 3 First Floor	Peeling of Plaster	7
6	Wall No. 4 Room No. 3 First Floor	Peeling of Plaster	8
7	Wall No. 3 Room No. 3 First Floor	Peeling of Plaster	9
8	Wall No. 4 Temple First Floor	Peeling of Plaster	10
9	Roof Temple First Floor	Peeling of Plaster	11
10	Roof Room No. 2 First Floor	Peeling of Plaster	12
11	Wall No. 2 Room No. 2 First Floor	Peeling of Plaster	13
12	Floor Room No. 2 First Floor	Peeling of Plaster	14
13	Floor Lobby First Floor	Peeling of Plaster	15
14	Steps Staircase FF to SF First Floor	Peeling of Plaster	16
15	Wall No. 1 Staircase FF to SF First Floor	Peeling of Plaster	17
16	Wall No. 3 Staircase FF to SF First Floor	Peeling of Plaster	18
17	Wall No. 2 Staircase FF to SF First Floor	Peeling of Plaster	19
18	Wall No. 4 Room No. 1 Second Floor	Peeling of Plaster	20
19	Outer Wall Room No. 1 Second Floor	Peeling of Plaster	21
20	Front Side H. No.646 Second Floor	Dampness/Seepage	22

Summary of Areas that Could not be Surveyed			
Serial No.	Location	Description	Photo No.
1	Room No. 4 First Floor		23
2	Room No. 1 First Floor		24
3	Kitchen Second Floor	Locked	25

Pre - Condition Building Survey for Construction of Underground Stations from Chandpole to Bari Chouper and reversal line



Photo 1
View of Building



Photo 2
View of Toilet & washroom, Second Floor



Photo 3
Inclined Crack on Wall No. 1 of Room No. 1, Second Floor
Approx. Width = 0.6mm, Approx. Length = 2.5m.
Distance from Wall No.1 = 0.7m, Height from Floor = 0m.




Photo 3A
Inclined Crack on Wall No. 1 of Room No. 1, Second Floor
Approx. Width = 0.6mm, Approx. Length = 2.5m.
Distance from Wall No.1 = 0.7m, Height from Floor = 0m.



Photo 4
Peeling of Plaster on Wall No. 1 of Passage of First Floor



Photo 5
Peeling of Plaster on Roof of Passage of First Floor

Pre - Condition Building Survey for Construction of Underground Stations from Chandpole to Bari Chouper and reversal line



Photo 6
Peeling of Plaster on Roof of Room No. 3 of First Floor




Photo 7
Peeling of Plaster on Wall No. 2 of Room No. 3 of First Floor




Photo 8
Peeling of Plaster on Wall No. 4 of Room No. 3 of First Floor



Photo 9
Peeling of Plaster on Wall No. 3 of Room No. 3 of First Floor



Photo 10
Peeling of Plaster on Wall No. 4 of Temple of First Floor



Photo 11
Peeling of Plaster on Roof of Temple of First Floor

Pre - Condition Building Survey for Construction of Underground Stations from Chandpole to Bari Chouper and reversal line



Photo 12
Peeling of Plaster on Roof of Room No. 2 of First Floor



Photo 13
Peeling of Plaster on Wall No. 2 of Room No. 2 of First Floor



Photo 14
Peeling of Plaster on Floor of Room No. 2 of First Floor



Photo 15
Peeling of Plaster on Floor of Lobby of First Floor



Photo 16
Peeling of Plaster on Steps of Staircase FF to SF of First Floor



Photo 17
Peeling of Plaster on Wall No. 1 of Staircase FF to SF of First Floor

Pre - Condition Building Survey for Construction of Underground Stations from Chandpole to Bari Chouper and reversal line



Photo 18

Peeling of Plaster on Wall No. 3 of Staircase FF to SF of First Floor



Photo 19

Peeling of Plaster on Wall No. 2 of Staircase FF to SF of First Floor



Photo 20

Peeling of Plaster on Wall No. 4 of Room No. 1 of Second Floor



Photo 21

Peeling of Plaster on Outer Wall of Room No. 1 of Second Floor



Photo 22

Dampness/Seepage on Front Side of H. No.646 of Second Floor



Photo 23

Room No. 4 of First Floor

Pre - Condition Building Survey for Construction of Underground Stations from Chandpole to Bari Chouper and reversal line



Photo 24
Room No. 1 of First Floor



Photo 25
Kitchen of Second Floor Locked

Pre - Condition Building Survey for Construction of Underground Stations from Chandpole to Bari Chouper and reversal line



House No. 651
Tripola Bazar
Jaipur
Unique ID: CC BC DN 0038

Report Number: AIMIL/ESG/JMCEC/CC BC DN 0038/01, Rev. 00, Dated: January 2014

Building Owner
Contractor

Various Owners
CEC

Client
Sub-Contractor

JMRC Limited
AIMIL Limited

Pre - Condition Building Survey for Construction of Underground Stations from Chandpole to Bari Chouper and reversal line

Table of Contents

S.No.	Particulars	Page No.
1	Introduction	2
2	Survey Details	2
3	About the Structure	3
4	Building Ownership Details	3
5	Project Details	4
6	General Building Details	4
7	Summary of Cracks	5
8	Summary of Defects other than Cracks	
9	Summary of Areas that Could not be surveyed	
10	Defect Photographs	
11	Schematic Diagram of Building	

Introduction

The Jaipur Metro Rail is being constructed to provide the city of Jaipur with a modern and technologically advanced Transit System, to provide a safe and well connected means of transport that reduces traffic congestion. The project consists of two corridors with underground and elevated sections.

The construction of underground rail and road infrastructures in metropolitan and cosmopolitan cities are mostly through developed area under challenging soil conditions.

The alignment of structure is passing through densely inhabited areas, many structures are falling in the zone of influence of construction activities. It is required to carry out the pre-condition survey of those structures. The scope of work of this survey includes carrying out pre-condition survey of those structures.

Survey Details

S.No.	Head	Particulars	Signatures
1	Date of Survey	12/12/2013	
2	AIMIL Representative		
3	CEC Representative		
4	Structural Designer of CEC		
5	JMRC/DMRC Representative		

Pre - Condition Building Survey for Construction of Underground Stations from Chandpole to Bari Chouper and reversal line

About the Structure

The structure under consideration is a Multi Story Load Bearing Structure having 3 floors. The structure was constructed in year 1800 and is 213 years old.

There are 159 defects in the structure out of which 28 are cracks. Category wise distribution of cracks is given in the table below. Overall the Building can be categorised in Category III (Moderate)

Category	Number of Cracks	% of Total Cracks
Negligible (< 0.1mm)	0	0%
Very Slight (0.1 to 1mm)	15	53.57%
Slight (1 to 5mm)	10	35.71%
Moderate (5 to 15mm)	3	10.71%
Severe (15 to 25mm)	0	0%
Very Severe (>25mm)	0	0%

The average width of cracks is 1.42mm and average length of cracks is 1.76m. The maximum crack width is 7mm and minimum width is 0.15mm.

Building Ownership Details			
Unique ID/Sub ID	Premises Name	Owner	Signatures
CC-BC/DL/0038-241-B	Shri Krishna Bag		
CC-BC/DL/0038-241-A	Ram Das Punjabi		
CC-BC/DL/0038-240	Ram Chander Chauthmal Kagji		
CC-BC/DL/0038-239-A-B	Damodar Das Ram Shwaroop		
CC-BC/DL/0038-FF	No Specific Name		
CC-BC/DL/0038-238	Good Age		
CC-BC/DL/0038-237	Rajastan Sarees Kender		

Pre - Condition Building Survey for Construction of Underground Stations from Chandpole to Bari Chouper and reversal line

Project Details		
S. No.	Head	Particulars
1	Project	Jaipur Metro Rail Project
2	Section	Chandpole to Bari Chaupar
3	Client	JMRC Limited
4	Consultant	DMRC Limited
5	Contractor	CEC
6	Design Consultant of Contractor	Omikron Kappa - Indus Consultrans JV
7	Sub-Contractor	AIMIL Limited
8	Subject	Pre-Condition Survey Report

General Building Details (As informed verbally by Building Owner)		
S. No.	Head	Particulars
1	Building Name	House No. 651
2	Building Address	House No. 651 Tripola Bazar Jaipur
3	Year of Construction	1800
4	Number of Floors	G+2
5	Number of Basements	None
6	Type of Building	Residential + Commercial
7	Approximate Height	9m
8	Approximate Area	Not Known
9	Age of Building	213 years
10	Type of Structure	Load Bearing Structure
11	Type of Foundation	Not Known
12	Number of Bore Wells	None
13	Depth and Diameter of Bore	N.A.
14	Roadways	One Side
15	Presence of Equipment/Machines	None

Pre - Condition Building Survey for Construction of Underground Stations from Chandpole to Bari Chouper and reversal line

Summary of Cracks						
Defect ID	Location	Orientation	Appx. Width (mm)	Appx. Length (m)	Category	Photo No.
1	Wall No. 1 Shop No. 3 Ground Floor	Inclined	5	1.5	Moderate	14
2	Wall No. 6 Shop No. 3 Ground Floor	Inclined	5	1.5	Moderate	15
3	Wall No. 3 Open Area House No. 651, Ground Floor	Inclined	7	1	Moderate	16
4	Wall No. 4 Lobby House No. 651, Ground Floor	Inclined	1	0.4	Slight	17, 17A
5	Wall No. 2 Stair Case GF to FF House No. 651, Ground Floor	Horizontal	0.8	1	Very Slight	18
6	Wall No. 3 Room No. 1 Ground Floor	Inclined	0.3	0.35	Very Slight	19, 19A
7	Wall No. 8 & Roof Verandah House No. 651, Ground Floor	Inclined	1	4	Slight	20, 20A
8	Wall No. 8 Verandah House No. 651, Ground Floor	Inclined	0.4	4	Very Slight	21, 21A
9	Wall No. 4 Verandah House No. 651, Ground Floor	Inclined	0.2	2.5	Very Slight	22, 22A
10	Roof Verandah House No. 651, Ground Floor	Horizontal	0.4	1.5	Very Slight	23
11	Wall No. 1 Stair Case GF to FF House No. 651, Ground Floor	Horizontal	0.15	0.8	Very Slight	24, 24A
12	Roof Gate House No. 651, First Floor	Inclined	2.5	0.7	Slight	25, 25A
13	Wall No. 1 House No. 651, First Floor	Inclined	0.3	1	Very Slight	26, 26A
14	Wall No. 1 Room No. 9 House No. 651, First Floor	Inclined	0.5	1.3	Very Slight	27, 27A
15	Wall No. 1 Room No. 9 House No. 651, First Floor	Inclined	0.2	1	Very Slight	28, 28A
16	Wall No. 2 & Roof Room No. 9 House No. 651, First Floor	Inclined	0.35	3	Very Slight	29, 29A
17	Roof Kitchen House No. 651, Second Floor	Horizontal	0.2	2	Very Slight	30
18	Wall No. 4 & Roof Hall No. 2 House No. 651, Second Floor	Inclined	3	3	Slight	31
19	Roof Hall No. 2 House No. 651, Second Floor	Horizontal	0.35	1	Very Slight	32
20	Wall No. 4 Room No. 3 House No. 651, Second Floor	Inclined	0.2	1	Very Slight	33
21	Roof Room No. 3 House No. 651, Second Floor	Horizontal	0.25	1.5	Very Slight	34
22	Sunshade House No. 651, Second Floor	Vertical	2	0.8	Slight	35
23	Roof Varanda of Shop No.238 Ground Floor	Horizontal	0.25	2.5	Very Slight	36
24	Roof Varanda of Shop No.235 Ground Floor	Horizontal	2	2.5	Slight	37
25	Roof Varanda of Shop No.236 Ground Floor	Horizontal	3	2.5	Slight	38
26	Roof Varanda of Shop No 237 Ground Floor	Horizontal	1.5	2.5	Slight	39
27	Roof Varanda of Shop No 237 Ground Floor	Horizontal	1	3.2	Slight	40
28	Roof Varanda of Shop No 237 Ground Floor	Horizontal	1	1.3	Slight	41

Summary of Defects Other Than Crack			
Defect ID	Location	Description	Photo No.
29	Roof Shop No. 2 Ground Floor	Peeling of Plaster	42
30	Roof Shop No. 2 Ground Floor	Dampness/Seepage	43
31	Wall No. 3 Shop No. 2 Ground Floor	Dampness/Seepage	44
32	Wall No. 1 Shop No. 2 Ground Floor	Dampness/Seepage	45
33	Wall No. 4 Shop No. 2 Ground Floor	Dampness/Seepage	46
34	Roof Shop No. 2 Ground Floor	Dampness/Seepage	47
35	Wall No. 2 Shop No. 3 Ground Floor	Dampness/Seepage	48
36	Wall No. 4 Shop No. 3 Ground Floor	Dampness/Seepage	49
37	Wall No. 4 Shop No. 3 Ground Floor	Dampness/Seepage	50
38	Wall No. 5 Shop No. 3 Ground Floor	Peeling of Plaster	51

39	Roof Shop No. 3 Ground Floor	Dampness/Seepage	52
40	Roof Shop No. 3 Ground Floor	Dampness/Seepage	53
41	Wall No. 4 Open Area House No. 651, Ground Floor	Peeling of Plaster	54
42	Wall No. 4 Lobby House No. 651, Ground Floor	Peeling of Plaster	55
43	Roof Lobby House No. 651, Ground Floor	Peeling of Plaster	56
44	Roof Store-1 House No. 651, Ground Floor	Peeling of Plaster	57
45	Wall No. 1 Store-1 House No. 651, Ground Floor	Peeling of Plaster	58
46	Wall No. 3 & Roof Stair Case GF to FF House No. 651, Ground Floor	Peeling of Plaster	59
47	Stair Case GF to FF House No. 651, Ground Floor	Peeling of Plaster	60
48	Wall No. 4 & Roof Verandah Ground Floor	Plaster Crack	61
49	Wall No. 3 Verandah House No. 651, Ground Floor	Peeling of Plaster	62
50	Roof Verandah House No. 651, Ground Floor	Peeling of Plaster	63
51	Wall No. 2 & Roof Verandah House No. 651, Ground Floor	Dampness/Seepage	64
52	Wall No. 6 Verandah House No. 651, Ground Floor	Peeling of Plaster	65
53	Wall No. 1 & 4 Lobby House No. 651, Ground Floor	Dampness/Seepage	66
54	Wall No. 1 & Roof Passage House No. 651, Ground Floor	Dampness/Seepage	67
55	Wall No. 6 & 7 Passage House No. 651, Ground Floor	Peeling of Plaster	68
56	Outer Wall Lift House No. 651, Ground Floor	Dampness/Seepage	69
57	Wall No. 3 Lift House No. 651, Ground Floor	Peeling of Plaster	70
58	Wall No. 1 Stair Case GF to FF House No. 651, Ground Floor	Peeling of Plaster	71
59	Wall No. 2 Stair Case GF to FF House No. 651, Ground Floor	Peeling of Plaster	72
60	Wall No. 1 Stair Case GF to FF House No. 651, Ground Floor	Peeling of Plaster	73
61	Wall No. 3, 4 & Roof Room No. 5 First Floor	Dampness/Seepage	74
62	Wall No. 3, 4 & Roof Room No. 5 First Floor	Dampness/Seepage	75
63	Wall No. 3, 4 & Roof Room No. 5 First Floor	Dampness/Seepage	76
64	Wall No. 3, 4 & Roof Room No. 5 First Floor	Dampness/Seepage	77
65	Wall No. 3, 4 & Roof Room No. 5 First Floor	Dampness/Seepage	78
66	Wall No. 3, 4 & Roof Room No. 5 First Floor	Dampness/Seepage	79
67	Roof Tome 3 House No. 651, First Floor	Dampness/Seepage	80
68	Wall No. 1 Tome 3 House No. 651, First Floor	Peeling of Plaster	81
69	Wall No. 2 Tome 3 House No. 651, First Floor	Peeling of Plaster	82
70	Wall No. 2 Tome 3 House No. 651, First Floor	Dampness/Seepage	83
71	Wall No. 4 Sunshade Open Area 2 House No. 651, First Floor	Dampness/Seepage	84
72	Wall No. 1 Open Sky-2 House No. 651, First Floor	Dampness/Seepage	85
73	Wall No. 3 Open Sky-2 House No. 651, First Floor	Dampness/Seepage	86
74	Wall No. 2 Open Sky-2 House No. 651, First Floor	Dampness/Seepage	87
75	All Walls & Roof Lobby 2 House No. 651, First Floor	Dampness/Seepage	88
76	All Walls & Roof Lobby 2 House No. 651, First Floor	Dampness/Seepage	89
77	All Walls & Roof Lobby 2 House No. 651, First Floor	Dampness/Seepage	90
78	All Walls & Roof Lobby 2 House No. 651, First Floor	Dampness/Seepage	91
79	All Walls & Roof Lobby 2 House No. 651, First Floor	Dampness/Seepage	92
80	All Walls & Roof Lobby 2 House No. 651, First Floor	Dampness/Seepage	93
81	All Walls & Roof Lobby 2 House No. 651, First Floor	Dampness/Seepage	94
82	All Walls & Roof Lobby 2 House No. 651, First Floor	Dampness/Seepage	95
83	All Walls & Roof Lobby 2 House No. 651, First Floor	Dampness/Seepage	96
84	All Walls Open Area 1 House No. 651, First Floor	Dampness/Seepage	97
85	All Walls Open Area 1 House No. 651, First Floor	Dampness/Seepage	98
86	All Walls Open Area 1 House No. 651, First Floor	Dampness/Seepage	99

87	All Walls Open Area 1 House No. 651, First Floor	Dampness/Seepage	100
88	All Walls Open Area 1 House No. 651, First Floor	Dampness/Seepage	101
89	All Walls Open Area 1 House No. 651, First Floor	Dampness/Seepage	102
90	All Walls Open Area 1 House No. 651, First Floor	Dampness/Seepage	103
91	All Walls & Roof Room No. 6 House No. 651, First Floor	Dampness/Seepage	104
92	All Walls & Roof Room No. 6 House No. 651, First Floor	Dampness/Seepage	105
93	All Walls & Roof Room No. 6 House No. 651, First Floor	Dampness/Seepage	106
94	All Walls & Roof Room No. 6 House No. 651, First Floor	Dampness/Seepage	107
95	All Walls & Roof Room No. 6 House No. 651, First Floor	Dampness/Seepage	108
96	Roof Tomb 4 House No. 651, First Floor	Peeling of Plaster	109
97	Wall No. 2 Tomb 4 House No. 651, First Floor	Peeling of Plaster	110
98	Wall No. 3 Passage House No. 651, First Floor	Dampness/Seepage	111
99	Wall No. 1 Passage House No. 651, First Floor	Dampness/Seepage	112
100	Roof Passage House No. 651, First Floor	Dampness/Seepage	113
101	Wall No. 4 Passage House No. 651, First Floor	Dampness/Seepage	114
102	All Walls & Roof Passage House No. 651, First Floor	Dampness/Seepage	115
103	All Walls & Roof Passage House No. 651, First Floor	Dampness/Seepage	116
104	All Walls & Roof Passage House No. 651, First Floor	Dampness/Seepage	117
105	All Walls & Roof Passage House No. 651, First Floor	Dampness/Seepage	118
106	All Walls & Roof Passage House No. 651, First Floor	Dampness/Seepage	119
107	Wall No. 2 Stair Case House No. 651, First Floor	Dampness/Seepage	120
108	Wall No. 4 & Roof Stair Case House No. 651, First Floor	Dampness/Seepage	121
109	Floor Hall No. 2 House No. 651, First Floor	Damaged Portion	122
110	Wall No. 1 Hall No. 2 House No. 651, First Floor	Peeling of Plaster	123
111	Floor Lobby House No. 651, First Floor	Peeling of Plaster	124
112	Room No. 8 House No. 651, First Floor	Peeling of Plaster	125
113	Tomb 2 House No. 651, First Floor	Damaged Portion	126
114	Wall No. 4 Kitchen House No. 651, First Floor	Damaged Portion	127
115	Wall No. 1 House No. 651, First Floor	Plaster Crack	128
116	Floor House No. 651, First Floor	Peeling of Plaster	129
117	Wall No. 4 Lobby 3 House No. 651, First Floor	Plaster Crack	130
118	Toilet No. 1 House No. 651, First Floor	Damaged Portion	131
119	Wall No. 1 Hall No. 1 House No. 651, First Floor	Dampness/Seepage	132
120	Wall No. 2 Room No. 3 House No. 651, First Floor	Peeling of Plaster	133
121	Wall No. 3 Varanda House No. 651, First Floor	Dampness/Seepage	134
122	Wall No. 2 & 3 Stair Case House No. 651, Second Floor	Dampness/Seepage	135
123	Wall No. 1, 2, 3 & 4 Bathroom No. House No. 651, Second Floor	Damaged Portion	136
124	Varanda House No. 651, Second Floor	Damaged Portion	137
125	Wall No. 1 Room No. 1 House No. 651, Second Floor	Dampness/Seepage	138
126	Wall No. 3 & Roof Room No. 1 House No. 651, Second Floor	Dampness/Seepage	139
127	Wall No. 3 Hall No. 1 House No. 651, Second Floor	Peeling of Plaster	140
128	Wall No. 1 & 2 Kitchen House No. 651, Second Floor	Peeling of Plaster	141
129	Wall No. 4 & Roof Kitchen House No. 651, Second Floor	Peeling of Plaster	142
130	All wall Dressing Room House No. 651, Second Floor	Dampness/Seepage	143
131	Wall No. 2 Room No. 3 House No. 651, Second Floor	Dampness/Seepage	144
132	Wall No. 3 & Roof Room No. 3 House No. 651, Second Floor	Dampness/Seepage	145
133	All wall Bathroom No. House No. 651, Second Floor	Damaged Portion	146

134	Wall No. 4 Open Area House No. 651, Second Floor	Peeling of Plaster	147
135	Floor Open Area House No. 651, Second Floor	Peeling of Plaster	148
136	Parapet Wall 1 House No. 651, Second Floor	Dampness/Seepage	149
137	Front of Building portion House No. 651, Second Floor	Peeling of Plaster	150
138	Wall No. 4 Shop No.240 Ground Floor	Dampness/Seepage	151
139	Roof Shop No.239 B Ground Floor	Damaged Portion	152
140	Roof Shop No.239 A Ground Floor	Peeling of Plaster	153
141	Wall No. 1 Shop No.238 Ground Floor	Dampness/Seepage	154
142	Wall No. 4 Shop No.238 Ground Floor	Dampness/Seepage	155
143	Wall No. 2 Shop No.238 Ground Floor	Plaster Crack	156
144	Roof Shop No.238 Ground Floor	Dampness/Seepage	157
145	Roof Varanda of Shop No.238 Ground Floor	Dampness/Seepage	158
146	Roof Varanda of Shop No.238 Ground Floor	Damaged Portion	159
147	Floor Shop No.235 Ground Floor	Plaster Crack	160
148	Roof Varanda of Shop No.235 Ground Floor	Dampness/Seepage	161
149	Roof Varanda of Shop No.235 Ground Floor	Damaged Portion	162
150	Roof Varanda of Shop No.235 Ground Floor	Peeling of Plaster	163
151	Roof Part A of Shop No.236 Ground Floor	Plaster Crack	164
152	Roof Part B of Shop No.236 Ground Floor	Damaged Portion	165
153	Roof Varanda of Shop No.236 Ground Floor	Dampness/Seepage	166
154	Roof Varanda of Shop No.236 Ground Floor	Damaged Portion	167
155	Roof Shop No.237 Upper Ground Floor	Peeling of Plaster	168
156	Roof Shop No.237 Upper Ground Floor	Peeling of Plaster	169
157	Roof Varanda of Shop No 237 Ground Floor	Dampness/Seepage	170
158	Roof Varanda of Shop No 237 Ground Floor	Damaged Portion	171
159	Wall No. 3 Varanda of Shop No 237 Ground Floor	Peeling of Plaster	172

Summary of Areas that Could not be Surveyed			
Serial No.	Location	Description	Photo No.
1	Shop No. 1 Ground Floor	Locked	173
2	Shop No. 4 Ground Floor	Locked	174
3	Store-2 House No. 651, Ground Floor	Locked	175
4	Room No. 2 Ground Floor	Locked	176
5	Room No. 3 Ground Floor	Locked	177
6	Room No. 4 Ground Floor	Locked	178
7	Room No. 4 Ground Floor	Locked	179
8	Room No. 5 Ground Floor	Locked	180
9	Temple House No. 651, Ground Floor	Locked	181
10	Room No. 6 Ground Floor	Locked	182
11	Wall No. 4 Room No. 9 House No. 651, First Floor	Covered with Almira	183
12	Kitchen 2 House No. 651, First Floor	Locked	184
13	Wall No. 2 Room No. 2 House No. 651, First Floor	Covered with Almira	185
14	Wall No. 1 Room No. 3 House No. 651, First Floor	Covered with Almira	186
15	Wall No. 3 Room No. 4 House No. 651, First Floor	Covered with Almira	187
16	Wall No. 4 Lobby 1 House No. 651, First Floor	Covered with Almira	188
17	Wall No. 2 Hall No. 2 House No. 651, Second Floor	Covered with Almira	189
18	Room No. 2 House No. 651, Second Floor	Locked	190
19	All Wall Tomb 6 House No. 651, Second Floor	Locked	191
20	All Wall Tomb 6 House No. 651, Second Floor	Locked	192
21	All Wall Tomb 6 House No. 651, Second Floor	Locked	193

22	All Wall Tomb 6 House No. 651, Second Floor	Locked	194
23	Wall No. 1, 2 & 4 Shop No.241 B Ground Floor	Covered With Wooden Racks & Material	195
24	Roof Shop No.241 B Ground Floor	Covered With Wooden Ceiling Work	196
25	Wall No. 1 Shop No.241 A Ground Floor	Covered With Wooden Racks & Material	197
26	Wall No. 2 & 4 Shop No.241 A Ground Floor	Covered With Wooden Racks & Material	198
27	Roof Shop No.241 A Ground Floor	Covered With Wooden Ceiling Work	199
28	Wall No. 1 Shop No.240 Ground Floor	Covered With Wooden Racks & Material	200
29	Wall No. 2 Shop No.240 Ground Floor	Covered With Wooden Racks & Material	201
30	Roof Shop No.240 Ground Floor	Covered With Wooden Ceiling Work	202
31	Wall No. 4 Shop No.239 B Ground Floor	Covered With Material	203
32	Wall No. 2 Shop No.239 B Ground Floor	Covered With Material	204
33	Wall No. 1 Shop No.239 B Ground Floor	Covered With Material	205
34	Wall No. 4 Shop No.239 A Ground Floor	Covered With Material	206
35	Wall No. 2 Shop No.239 A Ground Floor	Covered With Material	207
36	Wall No. 1 Shop No.239 A Ground Floor	Covered With Material	208
37	Wall No. 1 & 4 Shop No.235 Ground Floor	Covered With Wooden Works & Material	209
38	Wall No. 2 & 4 Shop No.235 Ground Floor	Covered With Wooden Works & Material	210
39	Roof Shop No.235 Ground Floor	Covered With Wooden Ceiling	211
40	Wall No. 1 Part A of Shop No.236 Ground Floor	View of Shop No.236	212
41	Wall No. 2 & 4 Part A of Shop No.236 Ground Floor	View of Shop No.236	213
42	All Walls Part B of Shop No.236 Ground Floor	Covered With Material	214
43	Wall No. 1 & 4 Shop No.237 Ground Floor	Covered With Material	215
44	Wall No. 2 & 4 Shop No.237 Ground Floor	Covered With Material	216
45	Roof Shop No.237 Ground Floor	Covered With Wooden Work	217

Pre - Condition Building Survey for Construction of Underground Stations from Chandpole to Bari Chouper and reversal line



Photo 1



Photo 2
House No. 651, First Floor



Photo 3
Main View Of Bore well, Ground Floor



Photo 4
Main View Of Bore well, Ground Floor



Photo 5
View of Shop No.241 B, Ground Floor



Photo 6
View of Shop No.241 A, Ground Floor

Pre - Condition Building Survey for Construction of Underground Stations from Chandpole to Bari Chouper and reversal line



Photo 7
View of Shop No.240, Ground Floor



Photo 8
View of Shop No.239 B, Ground Floor



Photo 9
View of Shop No.239 A, Ground Floor



Photo 10
View of Shop No.238, Ground Floor



Photo 11
View of Shop No.235, Ground Floor



Photo 12
View of Shop No.236, Ground Floor

Pre - Condition Building Survey for Construction of Underground Stations from Chandpole to Bari Chouper and reversal line



Photo 13
View of Shop No. 237, Ground Floor



Photo 14
Inclined Crack on Wall No. 1 of Shop No. 3, Ground Floor, Approx. Width = 5mm, Approx. Length = 1.5m.
Distance from w3 = 1.3m, Height from Floor = 2.2m.



Photo 15
Inclined Crack on Wall No. 6 of Shop No. 3, Ground Floor, Approx. Width = 5mm, Approx. Length = 1.5m.
Distance from w3 = 1.3m, Height from Floor = 2.2m.



Photo 16
Inclined Crack on Wall No. 3 of Open Area, House No. 651, Ground Floor, Approx. Width = 7mm, Approx. Length = 1m.
Distance from = m, Height from Floor = m.



Photo 17
Inclined Crack on Wall No. 4 of Lobby, House No. 651, Ground Floor, Approx. Width = 1mm, Approx. Length = 0.4m.
Distance from W2 = 0.03m, Height from Floor = 1.1m.



Photo 17A
Inclined Crack on Wall No. 4 of Lobby, House No. 651, Ground Floor, Approx. Width = 1mm, Approx. Length = 0.4m.
Distance from W2 = 0.03m, Height from Floor = 1.1m.

Pre - Condition Building Survey for Construction of Underground Stations from Chandpole to Bari Chouper and reversal line



Photo 18

Horizontal Crack on Wall No. 2 of Stair Case GF to FF, House No. 651, Ground Floor, Approx. Width = 0.8mm, Approx. Length = 1m. Distance from w2 = 0.8m, Height from Floor = 4m.



Photo 19

Inclined Crack on Wall No. 3 of Room No. 1, Ground Floor, Approx. Width = 0.3mm, Approx. Length = 0.35m. Distance from w2 = 1.35m, Height from Floor = 1.3m.




Photo 19A

Inclined Crack on Wall No. 3 of Room No. 1, Ground Floor, Approx. Width = 0.3mm, Approx. Length = 0.35m. Distance from w2 = 1.35m, Height from Floor = 1.3m.



Photo 20

Inclined Crack on Wall No. 8 & Roof of Verandah, House No. 651, Ground Floor, Approx. Width = 1mm, Approx. Length = 4m. Distance from w1 = 6.5m, Height from Floor = 0m.



Photo 20A

Inclined Crack on Wall No. 8 & Roof of Verandah, House No. 651, Ground Floor, Approx. Width = 1mm, Approx. Length = 4m. Distance from w1 = 6.5m, Height from Floor = 0m.



Photo 20A

Inclined Crack on Wall No. 8 & Roof of Verandah, House No. 651, Ground Floor, Approx. Width = 1mm, Approx. Length = 4m. Distance from w1 = 6.5m, Height from Floor = 0m.

Pre - Condition Building Survey for Construction of Underground Stations from Chandpole to Bari Chouper and reversal line



Photo 21

Inclined Crack on Wall No. 8 of Verandah, House No. 651, Ground Floor, Approx. Width = 0.4mm, Approx. Length = 4m.
Distance from w1 = 6.3m, Height from Floor = 0m.



Photo 21A

Inclined Crack on Wall No. 8 of Verandah, House No. 651, Ground Floor, Approx. Width = 0.4mm, Approx. Length = 4m.
Distance from w1 = 6.3m, Height from Floor = 0m.



Photo 22

Inclined Crack on Wall No. 4 of Verandah, House No. 651, Ground Floor, Approx. Width = 0.2mm, Approx. Length = 2.5m.
Distance from w1 = 6m, Height from Floor = 0m.



Photo 22A

Inclined Crack on Wall No. 4 of Verandah, House No. 651, Ground Floor, Approx. Width = 0.2mm, Approx. Length = 2.5m.
Distance from w1 = 6m, Height from Floor = 0m.



Photo 23

Horizontal Crack on Roof of Verandah, House No. 651, Ground Floor, Approx. Width = 0.4mm, Approx. Length = 1.5m.
Distance from w3 = 0.1m, Height from Floor = 2.4m.



Photo 24

Horizontal Crack on Wall No. 1 of Stair Case GF to FF, House No. 651, Ground Floor, Approx. Width = 0.15mm, Approx. Length = 0.8m.
Distance from w3 = 0.9m, Height from Floor = 0.3m.

Pre - Condition Building Survey for Construction of Underground Stations from Chandpole to Bari Chouper and reversal line



Photo 24A

Horizontal Crack on Wall No. 1 of Stair Case GF to FF, House No. 651, Ground Floor, Approx. Width = 0.15mm, Approx. Length = 0.8m. Distance from w3 = 0.9m, Height from Floor = 0.3m.



Photo 25

Inclined Crack on Roof of Gate, House No. 651, First Floor, Approx. Width = 2.5mm, Approx. Length = 0.7m. Distance from w1 = 0.12m, Height from Floor = 1.3m.



Photo 25A

Inclined Crack on Roof of Gate, House No. 651, First Floor, Approx. Width = 2.5mm, Approx. Length = 0.7m. Distance from w1 = 0.12m, Height from Floor = 1.3m.



Photo 26

Inclined Crack on Wall No. 1 of , House No. 651, First Floor, Approx. Width = 0.3mm, Approx. Length = 1m. Distance from W4 = 1m, Height from Floor = 0.35m.



Photo 26A

Inclined Crack on Wall No. 1 of , House No. 651, First Floor, Approx. Width = 0.3mm, Approx. Length = 1m. Distance from W4 = 1m, Height from Floor = 0.35m.



Photo 27

Inclined Crack on Wall No. 1 of Room No. 9, House No. 651, First Floor, Approx. Width = 0.5mm, Approx. Length = 1.3m. Distance from w4 = 1.4m, Height from Floor = 1.2m.

Pre - Condition Building Survey for Construction of Underground Stations from Chandpole to Bari Chouper and reversal line



Photo 27A

Inclined Crack on Wall No. 1 of Room No. 9, House No. 651, First Floor, Approx. Width = 0.5mm, Approx. Length = 1.3m.
Distance from W4 = 1.4m, Height from Floor = 1.2m.



Photo 28

Inclined Crack on Wall No. 1 of Room No. 9, House No. 651, First Floor, Approx. Width = 0.2mm, Approx. Length = 1m.
Distance from W4 = 1.3m, Height from Floor = 0.2m.



Photo 28A

Inclined Crack on Wall No. 1 of Room No. 9, House No. 651, First Floor, Approx. Width = 0.2mm, Approx. Length = 1m.
Distance from W4 = 1.3m, Height from Floor = 0.2m.



Photo 29

Inclined Crack on Wall No. 2 & Roof of Room No. 9, House No. 651, First Floor, Approx. Width = 0.35mm, Approx. Length = 3m.
Distance from W4 = 1.4m, Height from Floor = 2.3m.



Photo 29A

Inclined Crack on Wall No. 2 & Roof of Room No. 9, House No. 651, First Floor, Approx. Width = 0.35mm, Approx. Length = 3m.
Distance from W4 = 1.4m, Height from Floor = 2.3m.



Photo 29A

Inclined Crack on Wall No. 2 & Roof of Room No. 9, House No. 651, First Floor, Approx. Width = 0.35mm, Approx. Length = 3m.
Distance from W4 = 1.4m, Height from Floor = 2.3m.

Pre - Condition Building Survey for Construction of Underground Stations from Chandpole to Bari Chouper and reversal line



Photo 30

Horizontal Crack on Roof of Kitchen, House No. 651, Second Floor, Approx. Width = 0.2mm, Approx. Length = 2m. Distance from w2 = 1.3m, Height from Floor = 3m.



Photo 31

Inclined Crack on Wall No. 4 & Roof of Hall No. 2, House No. 651, Second Floor, Approx. Width = 3mm, Approx. Length = 3m. Distance from w2 = 0.15m, Height from Floor = 3m.



Photo 32

Horizontal Crack on Roof of Hall No. 2, House No. 651, Second Floor, Approx. Width = 0.35mm, Approx. Length = 1m. Distance from W1 = 1.4m, Height from Floor = 3m.



Photo 33

Inclined Crack on Wall No. 4 of Room No. 3, House No. 651, Second Floor, Approx. Width = 0.2mm, Approx. Length = 1m. Distance from W1 = 1.2m, Height from Floor = 2.2m.



Photo 34

Horizontal Crack on Roof of Room No. 3, House No. 651, Second Floor, Approx. Width = 0.25mm, Approx. Length = 1.5m. Distance from W1 = 0.25m, Height from Floor = 3m.



Photo 35

Vertical Crack on Sunshade of House No. 651, Second Floor, Approx. Width = 2mm, Approx. Length = 0.8m. Distance from L/S wall = 9m, Height from Floor = 8m.

Pre - Condition Building Survey for Construction of Underground Stations from Chandpole to Bari Chouper and reversal line



Photo 36

Horizontal Crack on Roof of Varanda of Shop No.238, Ground Floor, Approx. Width = 0.25mm, Approx. Length = 2.5m.
Distance from Left side External Column = Backside, Height from Floor = 3m.



Photo 37

Horizontal Crack on Roof of Varanda of Shop No.235, Ground Floor, Approx. Width = 2mm, Approx. Length = 2.5m.
Distance from Left side External Column = Backside, Height from Floor = 3m.



Photo 38

Horizontal Crack on Roof of Varanda of Shop No.236, Ground Floor, Approx. Width = 3mm, Approx. Length = 2.5m.
Distance from Left side External Column = Backside, Height from Floor = 3m.



Photo 39

Horizontal Crack on Roof of Varanda of Shop No.237, Ground Floor, Approx. Width = 1.5mm, Approx. Length = 2.5m.
Distance from Left side External Column = Backside, Height from Floor = 3m.



Photo 40

Horizontal Crack on Roof of Varanda of Shop No.237, Ground Floor, Approx. Width = 1mm, Approx. Length = 3.2m.
Distance from = Corner Wall No.1 & 2m, Height from Floor = 2.8m.



Photo 41

Horizontal Crack on Roof of Varanda of Shop No.237, Ground Floor, Approx. Width = 1mm, Approx. Length = 1.3m.
Distance from Wall No.1 = 1.5m, Height from Floor = 2.8m.

Pre - Condition Building Survey for Construction of Underground Stations from Chandpole to Bari Chouper and reversal line



Photo 42
Peeling of Plaster on Roof of Shop No. 2 of Ground Floor



Photo 43
Dampness/Seepage on Roof of Shop No. 2 of Ground Floor



Photo 44
Dampness/Seepage on Wall No. 3 of Shop No. 2 of Ground Floor



Photo 45
Dampness/Seepage on Wall No. 1 of Shop No. 2 of Ground Floor



Photo 46
Dampness/Seepage on Wall No. 4 of Shop No. 2 of Ground Floor



Photo 47
Dampness/Seepage on Roof of Shop No. 2 of Ground Floor

Pre - Condition Building Survey for Construction of Underground Stations from Chandpole to Bari Chouper and reversal line



Photo 48

Dampness/Seepage on Wall No. 2 of Shop No. 3 of Ground Floor



Photo 49

Dampness/Seepage on Wall No. 4 of Shop No. 3 of Ground Floor



Photo 50

Dampness/Seepage on Wall No. 4 of Shop No. 3 of Ground Floor



Photo 51

Peeling of Plaster on Wall No. 5 of Shop No. 3 of Ground Floor



Photo 52

Dampness/Seepage on Roof of Shop No. 3 of Ground Floor



Photo 53

Dampness/Seepage on Roof of Shop No. 3 of Ground Floor

Pre - Condition Building Survey for Construction of Underground Stations from Chandpole to Bari Chouper and reversal line



Photo 54

Peeling of Plaster on Wall No. 4 of Open Area of House No. 651, Ground Floor



Photo 55

Peeling of Plaster on Wall No. 4 of Lobby of House No. 651, Ground Floor



Photo 56

Peeling of Plaster on Roof of Lobby of House No. 651, Ground Floor



Photo 57

Peeling of Plaster on Roof of Store-1 of House No. 651, Ground Floor



Photo 58

Peeling of Plaster on Wall No. 1 of Store-1 of House No. 651, Ground Floor



Photo 59

Peeling of Plaster on Wall No. 3 & Roof of Stair Case GF to FF of House No. 651, Ground Floor

Pre - Condition Building Survey for Construction of Underground Stations from Chandpole to Bari Chouper and reversal line



Photo 60

Peeling of Plaster on of Stair Case GF to FF of House No. 651, Ground Floor



Photo 61

Plaster Crack on Wall No. 4 & Roof of Verandah of Ground Floor



Photo 62

Peeling of Plaster on Wall No. 3 of Verandah of House No. 651, Ground Floor



Photo 63

Peeling of Plaster on Roof of Verandah of House No. 651, Ground Floor



Photo 64

Dampness/Seepage on Wall No. 2 & Roof of Verandah of House No. 651, Ground Floor



Photo 65

Peeling of Plaster on Wall No. 6 of Verandah of House No. 651, Ground Floor

Pre - Condition Building Survey for Construction of Underground Stations from Chandpole to Bari Chouper and reversal line



Photo 66

Dampness/Seepage on Wall No. 1 & 4 of Lobby of House No. 651, Ground Floor



Photo 67

Dampness/Seepage on Wall No. 1 & Roof of Passage of House No. 651, Ground Floor



Photo 68

Peeling of Plaster on Wall No. 6 & 7 of Passage of House No. 651, Ground Floor



Photo 69

Dampness/Seepage on Outer Wall of Lift of House No. 651, Ground Floor



Photo 70

Peeling of Plaster on Wall No. 3 of Lift of House No. 651, Ground Floor



Photo 71

Peeling of Plaster on Wall No. 1 of Stair Case GF to FF of House No. 651, Ground Floor

Pre - Condition Building Survey for Construction of Underground Stations from Chandpole to Bari Chouper and reversal line



Photo 72

Peeling of Plaster on Wall No. 2 of Stair Case GF to FF of House No. 651, Ground Floor



Photo 73

Peeling of Plaster on Wall No. 1 of Stair Case GF to FF of House No. 651, Ground Floor



Photo 74

Dampness/Seepage on Wall No. 3, 4 & Roof of Room No. 5 of First Floor



Photo 75

Dampness/Seepage on Wall No. 3, 4 & Roof of Room No. 5 of First Floor



Photo 76

Dampness/Seepage on Wall No. 3, 4 & Roof of Room No. 5 of First Floor



Photo 77

Dampness/Seepage on Wall No. 3, 4 & Roof of Room No. 5 of First Floor

Pre - Condition Building Survey for Construction of Underground Stations from Chandpole to Bari Chouper and reversal line



Photo 78

Dampness/Seepage on Wall No. 3, 4 & Roof of Room No. 5 of First Floor



Photo 79

Dampness/Seepage on Wall No. 3, 4 & Roof of Room No. 5 of First Floor



Photo 80

Dampness/Seepage on Roof of Tome 3 of House No. 651, First Floor



Photo 81

Peeling of Plaster on Wall No. 1 of Tome 3 of House No. 651, First Floor



Photo 82

Peeling of Plaster on Wall No. 2 of Tome 3 of House No. 651, First Floor



Photo 83

Dampness/Seepage on Wall No. 2 of Tome 3 of House No. 651, First Floor

Pre - Condition Building Survey for Construction of Underground Stations from Chandpole to Bari Chouper and reversal line



Photo 84

Dampness/Seepage on Wall No. 4 of Sunshade Open Area 2 of House No. 651, First Floor



Photo 85

Dampness/Seepage on Wall No. 1 of Open Sky-2 of House No. 651, First Floor



Photo 86

Dampness/Seepage on Wall No. 3 of Open Sky-2 of House No. 651, First Floor



Photo 87

Dampness/Seepage on Wall No. 2 of Open Sky-2 of House No. 651, First Floor



Photo 88

Dampness/Seepage on All Walls & Roof of Lobby 2 of House No. 651, First Floor



Photo 89

Dampness/Seepage on All Walls & Roof of Lobby 2 of House No. 651, First Floor

Pre - Condition Building Survey for Construction of Underground Stations from Chandpole to Bari Chouper and reversal line



Photo 90

Dampness/Seepage on All Walls & Roof of Lobby 2 of House No. 651, First Floor



Photo 91

Dampness/Seepage on All Walls & Roof of Lobby 2 of House No. 651, First Floor



Photo 92

Dampness/Seepage on All Walls & Roof of Lobby 2 of House No. 651, First Floor



Photo 93

Dampness/Seepage on All Walls & Roof of Lobby 2 of House No. 651, First Floor



Photo 94

Dampness/Seepage on All Walls & Roof of Lobby 2 of House No. 651, First Floor



Photo 95

Dampness/Seepage on All Walls & Roof of Lobby 2 of House No. 651, First Floor

Pre - Condition Building Survey for Construction of Underground Stations from Chandpole to Bari Chouper and reversal line



Photo 96

Dampness/Seepage on All Walls & Roof of Lobby 2 of House No. 651, First Floor



Photo 97

Dampness/Seepage on All Walls of Open Area 1 of House No. 651, First Floor



Photo 98

Dampness/Seepage on All Walls of Open Area 1 of House No. 651, First Floor



Photo 99

Dampness/Seepage on All Walls of Open Area 1 of House No. 651, First Floor



Photo 100

Dampness/Seepage on All Walls of Open Area 1 of House No. 651, First Floor



Photo 101

Dampness/Seepage on All Walls of Open Area 1 of House No. 651, First Floor

Pre - Condition Building Survey for Construction of Underground Stations from Chandpole to Bari Chouper and reversal line



Photo 102

Dampness/Seepage on All Walls of Open Area 1 of House No. 651, First Floor



Photo 103

Dampness/Seepage on All Walls of Open Area 1 of House No. 651, First Floor



Photo 104

Dampness/Seepage on All Walls & Roof of Room No. 6 of House No. 651, First Floor



Photo 105

Dampness/Seepage on All Walls & Roof of Room No. 6 of House No. 651, First Floor



Photo 106

Dampness/Seepage on All Walls & Roof of Room No. 6 of House No. 651, First Floor



Photo 107

Dampness/Seepage on All Walls & Roof of Room No. 6 of House No. 651, First Floor

Pre - Condition Building Survey for Construction of Underground Stations from Chandpole to Bari Chouper and reversal line



Photo 108

Dampness/Seepage on All Walls & Roof of Room No. 6 of House No. 651, First Floor



Photo 109

Peeling of Plaster on Roof of Tomb 4 of House No. 651, First Floor



Photo 110

Peeling of Plaster on Wall No. 2 of Tomb 4 of House No. 651, First Floor



Photo 111

Dampness/Seepage on Wall No. 3 of Passage of House No. 651, First Floor



Photo 112

Dampness/Seepage on Wall No. 1 of Passage of House No. 651, First Floor



Photo 113

Dampness/Seepage on Roof of Passage of House No. 651, First Floor

Pre - Condition Building Survey for Construction of Underground Stations from Chandpole to Bari Chouper and reversal line



Photo 114

Dampness/Seepage on Wall No. 4 of Passage of House No. 651, First Floor



Photo 115

Dampness/Seepage on All Walls & Roof of Passage of House No. 651, First Floor



Photo 116

Dampness/Seepage on All Walls & Roof of Passage of House No. 651, First Floor



Photo 117

Dampness/Seepage on All Walls & Roof of Passage of House No. 651, First Floor



Photo 118

Dampness/Seepage on All Walls & Roof of Passage of House No. 651, First Floor



Photo 119

Dampness/Seepage on All Walls & Roof of Passage of House No. 651, First Floor

Pre - Condition Building Survey for Construction of Underground Stations from Chandpole to Bari Chouper and reversal line



Photo 120

Dampness/Seepage on Wall No. 2 of Stair Case of House No. 651, First Floor



Photo 121

Dampness/Seepage on Wall No. 4 & Roof of Stair Case of House No. 651, First Floor



Photo 122

Damaged Portion on Floor of Hall No. 2 of House No. 651, First Floor



Photo 123

Peeling of Plaster on Wall No. 1 of Hall No. 2 of House No. 651, First Floor



Photo 124

Peeling of Plaster on Floor of Lobby of House No. 651, First Floor



Photo 125

Peeling of Plaster on Room No. 8 of House No. 651, First Floor

Pre - Condition Building Survey for Construction of Underground Stations from Chandpole to Bari Chouper and reversal line



Photo 126

Damaged Portion on Tomb 2 of House No. 651, First Floor



Photo 127

Damaged Portion on Wall No. 4 of Kitchen of House No. 651, First Floor



Photo 128

Plaster Crack on Wall No. 1 of House No. 651, First Floor



Photo 129

Peeling of Plaster on Wall No. Floor of House No. 651, First Floor



Photo 130

Plaster Crack on Wall No. 4 of Lobby 3 of House No. 651, First Floor



Photo 131

Damaged Portion on Toilet No. 1 of House No. 651, First Floor

Pre - Condition Building Survey for Construction of Underground Stations from Chandpole to Bari Chouper and reversal line



Photo 132

Dampness/Seepage on Wall No. 1 of Hall No. 1 of House No. 651, First Floor



Photo 133

Peeling of Plaster on Wall No. 2 of Room No. 3 of House No. 651, First Floor



Photo 134

Dampness/Seepage on Wall No. 3 of Varanda of House No. 651, First Floor



Photo 135

Dampness/Seepage on Wall No. 2 & 3 of Stair Case of House No. 651, Second Floor



Photo 136

Damaged Portion on Wall No. 1, 2, 3 & 4 of Bathroom No. of House No. 651, Second Floor



Photo 137

Damaged Portion of Varanda of House No. 651, Second Floor

Pre - Condition Building Survey for Construction of Underground Stations from Chandpole to Bari Chouper and reversal line



Photo 138

Dampness/Seepage on Wall No. 1 of Room No. 1 of House No. 651, Second Floor



Photo 139

Dampness/Seepage on Wall No. 3 & Roof of Room No. 1 of House No. 651, Second Floor



Photo 140

Peeling of Plaster on Wall No. 3 of Hall No. 1 of House No. 651, Second Floor



Photo 141

Peeling of Plaster on Wall No. 1 & 2 of Kitchen of House No. 651, Second Floor



Photo 142

Peeling of Plaster on Wall No. 4 & Roof of Kitchen of House No. 651, Second Floor



Photo 143

Dampness/Seepage on Wall No. All wall of Dressing Room of House No. 651, Second Floor

Pre - Condition Building Survey for Construction of Underground Stations from Chandpole to Bari Chouper and reversal line



Photo 144

Dampness/Seepage on Wall No. 2 of Room No. 3 of House No. 651, Second Floor



Photo 145

Dampness/Seepage on Wall No. 3 & Roof of Room No. 3 of House No. 651, Second Floor



Photo 146

Damaged Portion on All wall of Bathroom No. of House No. 651, Second Floor



Photo 147

Peeling of Plaster on Wall No. 4 of Open Area of House No. 651, Second Floor



Photo 148

Peeling of Plaster on Floor of Open Area of House No. 651, Second Floor



Photo 149

Dampness/Seepage on Parapet Wall 1 of House No. 651, Second Floor

Pre - Condition Building Survey for Construction of Underground Stations from Chandpole to Bari Chouper and reversal line



Photo 150
Peeling of Plaster on Front of Building portion of House No. 651,
Second Floor



Photo 151
Dampness/Seepage on Wall No. 4 of Shop No.240 of Ground Floor



Photo 152
Damaged Portion on Roof of Shop No.239 B of Ground Floor



Photo 153
Peeling of Plaster on Roof of Shop No.239 A of Ground Floor



Photo 154
Dampness/Seepage on Wall No. 1 of Shop No.238 of Ground Floor



Photo 155
Dampness/Seepage on Wall No. 4 of Shop No.238 of Ground Floor

Pre - Condition Building Survey for Construction of Underground Stations from Chandpole to Bari Chouper and reversal line



Photo 156
Plaster Crack on Wall No. 2 of Shop No.238 of Ground Floor



Photo 157
Dampness/Seepage on Roof of Shop No.238 of Ground Floor



Photo 158
Dampness/Seepage on Roof of Varanda of Shop No.238 of Ground Floor



Photo 159
Damaged Portion on Roof of Varanda of Shop No.238 of Ground Floor




Photo 160
Plaster Crack on Floor of Shop No.235 of Ground Floor



Photo 161
Dampness/Seepage on Roof of Varanda of Shop No.235 of Ground Floor

Pre - Condition Building Survey for Construction of Underground Stations from Chandpole to Bari Chouper and reversal line



Photo 162

Damaged Portion on Roof of Varanda of Shop No.235 of Ground Floor



Photo 163

Peeling of Plaster on Roof of Varanda of Shop No.235 of Ground Floor



Photo 164

Plaster Crack on Roof of Part A of Shop No.236 of Ground Floor



Photo 165

Damaged Portion on Roof of Part B of Shop No.236 of Ground Floor



Photo 166

Dampness/Seepage on Roof of Varanda of Shop No.236 of Ground Floor



Photo 167

Damaged Portion on Roof of Varanda of Shop No.236 of Ground Floor

Pre - Condition Building Survey for Construction of Underground Stations from Chandpole to Bari Chouper and reversal line



Photo 168

Peeling of Plaster on Roof of Shop No.237 of Upper Ground Floor



Photo 169

Peeling of Plaster on Roof of Shop No.237 of Upper Ground Floor



Photo 170

Dampness/Seepage on Roof of Varanda of Shop No 237 of Ground Floor



Photo 171

Damaged Portion on Roof of Varanda of Shop No 237 of Ground Floor



Photo 172

Peeling of Plaster on Wall No. 3 of Varanda of Shop No 237 of Ground Floor



Photo 173

Shop No. 1 of Ground Floor Locked

Pre - Condition Building Survey for Construction of Underground Stations from Chandpole to Bari Chouper and reversal line



Photo 174
Shop No. 4 of Ground Floor Locked



Photo 175
Store-2 of House No. 651, Ground Floor Locked



Photo 176
Room No. 2 of Ground Floor Locked



Photo 177
Room No. 3 of Ground Floor Locked



Photo 178
Room No. 4 of Ground Floor Locked



Photo 179
Room No. 4 of Ground Floor Locked

Pre - Condition Building Survey for Construction of Underground Stations from Chandpole to Bari Chouper and reversal line



Photo 180
Room No. 5 of Ground Floor Locked



Photo 181
Temple of House No. 651, Ground Floor Locked



Photo 182
Room No. 6 of Ground Floor Locked



Photo 183
Wall No. 4 of Room No. 9 of House No. 651, First Floor Covered with Almira



Photo 184
Kitchen 2 of House No. 651, First Floor Locked



Photo 185
Wall No. 2 of Room No. 2 of House No. 651, First Floor Covered with Almira

Pre - Condition Building Survey for Construction of Underground Stations from Chandpole to Bari Chouper and reversal line



Photo 186

Wall No. 1 of Room No. 3 of House No. 651, First Floor Covered with Almira



Photo 187

Wall No. 3 of Room No. 4 of House No. 651, First Floor Covered with Almira



Photo 188

Wall No. 4 of Lobby 1 of House No. 651, First Floor Covered with Almira



Photo 189

Wall No. 2 of Hall No. 2 of House No. 651, Second Floor Covered with Almira



Photo 190

Room No. 2 of House No. 651, Second Floor Locked



Photo 191

All Wall of Tomb 6 of House No. 651, Second Floor Locked

Pre - Condition Building Survey for Construction of Underground Stations from Chandpole to Bari Chouper and reversal line



Photo 192

All Wall of Tomb 6 of House No. 651, Second Floor Locked



Photo 193

All Wall of Tomb 6 of House No. 651, Second Floor Locked



Photo 194

All Wall of Tomb 6 of House No. 651, Second Floor Locked



Photo 195

Wall No. 1, 2 & 4 of Shop No. 241 B of Ground Floor Covered With Wooden Racks & Material



Photo 196

Roof of Shop No. 241 B of Ground Floor Covered With Wooden Ceiling Work



Photo 197

Wall No. 1 of Shop No. 241 A of Ground Floor Covered With Wooden Racks & Material

Pre - Condition Building Survey for Construction of Underground Stations from Chandpole to Bari Chouper and reversal line



Photo 198

Wall No. 2 & 4 of Shop No.241 A of Ground Floor Covered With Wooden Racks & Material



Photo 199

Roof of Shop No.241 A of Ground Floor Covered With Wooden Ceiling Work



Photo 200

Wall No. 1 of Shop No.240 of Ground Floor Covered With Wooden Racks & Material



Photo 201

Wall No. 2 of Shop No.240 of Ground Floor Covered With Wooden Racks & Material




Photo 202

Roof of Shop No.240 of Ground Floor Covered With Wooden Ceiling Work



Photo 203

Wall No. 4 of Shop No.239 B of Ground Floor Covered With Material

Pre - Condition Building Survey for Construction of Underground Stations from Chandpole to Bari Chouper and reversal line



Photo 204

Wall No. 2 of Shop No.239 B of Ground Floor Covered With Material



Photo 205

Wall No. 1 of Shop No.239 B of Ground Floor Covered With Material



Photo 206

Wall No. 4 of Shop No.239 A of Ground Floor Covered With Material



Photo 207

Wall No. 2 of Shop No.239 A of Ground Floor Covered With Material



Photo 208

Wall No. 1 of Shop No.239 A of Ground Floor Covered With Material



Photo 209

Wall No. 1 & 4 of Shop No.235 of Ground Floor Covered With Wooden Works & Material

Pre - Condition Building Survey for Construction of Underground Stations from Chandpole to Bari Chouper and reversal line



Photo 210

Wall No. 2 & 4 of Shop No.235 of Ground Floor Covered With Wooden Works & Material



Photo 211

Roof of Shop No.235 of Ground Floor Covered With Wooden Ceiling



Photo 212

Wall No. 1 of Part A of Shop No.236 of Ground Floor View of Shop No.236



Photo 213

Wall No. 2 & 4 of Part A of Shop No.236 of Ground Floor View of Shop No.236



Photo 214

All Walls of Part B of Shop No.236 of Ground Floor Covered With Material



Photo 215

Wall No. 1 & 4 of Shop No.237 of Ground Floor Covered With Material

Pre - Condition Building Survey for Construction of Underground Stations from Chandpole to Bari Chouper and reversal line



Photo 216

Wall No. 2 & 4 of Shop No.237 of Ground Floor Covered With Material




Photo 217

Roof of Shop No.237 of Ground Floor Covered With Wooden Work

Pre - Condition Building Survey for Construction of Underground Stations from Chandpole to Bari Chouper and reversal line



Shop No. 233-236
Choti Chauper
Jaipur
Unique ID: CC BC DN 0039

Report Number: AIMIL/ESG/JMCEC/CC BC DN 0039/01, Rev. 00, Dated: January 2014

Building Owner
Contractor

Various Owners
CEC

Client
Sub-Contractor

JMRC Limited
AIMIL Limited

Pre - Condition Building Survey for Construction of Underground Stations from Chandpole to Bari Chouper and reversal line

Table of Contents

S.No.	Particulars	Page No.
1	Introduction	2
2	Survey Details	2
3	About the Structure	3
4	Building Ownership Details	3
5	Project Details	4
6	General Building Details	4
7	Summary of Cracks	5
8	Summary of Defects other than Cracks	
9	Summary of Areas that Could not be surveyed	
10	Defect Photographs	
11	Schematic Diagram of Building	

Introduction

The Jaipur Metro Rail is being constructed to provide the city of Jaipur with a modern and technologically advanced Transit System, to provide a safe and well connected means of transport that reduces traffic congestion. The project consists of two corridors with underground and elevated sections.

The construction of underground rail and road infrastructures in metropolitan and cosmopolitan cities are mostly through developed area under challenging soil conditions.

The alignment of structure is passing through densely inhabited areas, many structures are falling in the zone of influence of construction activities. It is required to carry out the pre-condition survey of those structures. The scope of work of this survey includes carrying out pre-condition survey of those structures.

Survey Details

S.No.	Head	Particulars	Signatures
1	Date of Survey	12/12/2013	
2	AIMIL Representative		
3	CEC Representative		
4	Structural Designer of CEC		
5	JMRC/DMRC Representative		

Pre - Condition Building Survey for Construction of Underground Stations from Chandpole to Bari Chouper and reversal line

About the Structure

The structure under consideration is a Single Story Load Bearing Structure having 1 floors. The structure was constructed in year 1860 and is 153 years old.

There are 14 defects in the structure out of which 2 are cracks. Category wise distribution of cracks is given in the table below. Overall the Building can be categorised in Category II (Slight)

Category	Number of Cracks	% of Total Cracks
Negligible (< 0.1mm)	0	0%
Very Slight (0.1 to 1mm)	0	0%
Slight (1 to 5mm)	2	100%
Moderate (5 to 15mm)	0	0%
Severe (15 to 25mm)	0	0%
Very Severe (>25mm)	0	0%

The average width of cracks is 2.5mm and average length of cracks is 2.5m. The maximum crack width is 3mm and minimum width is 2mm.

Building Ownership Details			
Unique ID/Sub ID	Premises Name	Owner	Signatures
CC-BC/DL/0039-236	Shri Vijay & Co.		
CC-BC/DL/0039-235	Shri Nath Ji Abhusadam House No 4.86		
CC-BC/DL/0039-234	Manohar Prakshan House No. 486		
CC-BC/DL/0039-233	Shiv Narayan Ram Pratap Kagadi		

Pre - Condition Building Survey for Construction of Underground Stations from Chandpole to Bari Chouper and reversal line

Project Details		
S. No.	Head	Particulars
1	Project	Jaipur Metro Rail Project
2	Section	Chandpole to Bari Chaupar
3	Client	JMRC Limited
4	Consultant	DMRC Limited
5	Contractor	CEC
6	Design Consultant of Contractor	Omikron Kappa - Indus Consultrans JV
7	Sub-Contractor	AIMIL Limited
8	Subject	Pre-Condition Survey Report

General Building Details (As informed verbally by Building Owner)		
S. No.	Head	Particulars
1	Building Name	Shop No. 233-236
2	Building Address	Shop No. 233-236 Choti Chauper Jaipur
3	Year of Construction	1860
4	Number of Floors	G
5	Number of Basements	None
6	Type of Building	Commercial
7	Approximate Height	3m
8	Approximate Area	Not Known
9	Age of Building	153 years
10	Type of Structure	Load Bearing Structure
11	Type of Foundation	Not Known
12	Number of Bore Wells	None
13	Depth and Diameter of Bore	N.A.
14	Roadways	One Side
15	Presence of Equipment/Machines	None

Pre - Condition Building Survey for Construction of Underground Stations from Chandpole to Bari Chouper and reversal line

Summary of Cracks						
Defect ID	Location	Orientation	Appx. Width (mm)	Appx. Length (m)	Category	Photo No.
1	Roof Varanda of Shop No.235 Ground Floor	Horizontal	2	2.5	Slight	5
2	Roof Varanda of Shop No.236 Ground Floor	Horizontal	3	2.5	Slight	6

Summary of Defects Other Than Crack			
Defect ID	Location	Description	Photo No.
3	Floor Shop No.235 Ground Floor	Plaster Crack	7
4	Roof Varanda of Shop No.235 Ground Floor	Dampness/Seepage	8
5	Roof Varanda of Shop No.235 Ground Floor	Damaged Portion	9
6	Roof Varanda of Shop No.235 Ground Floor	Peeling of Plaster	10
7	Roof Part A of Shop No.236 Ground Floor	Plaster Crack	11
8	Roof Part B of Shop No.236 Ground Floor	Damaged Portion	12
9	Roof Varanda of Shop No.236 Ground Floor	Dampness/Seepage	13
10	Roof Varanda of Shop No.236 Ground Floor	Damaged Portion	14
11	Roof Varanda of Shop No.233 Ground Floor	Dampness/Seepage	15
12	Roof Varanda of Shop No.233 Ground Floor	Dampness/Seepage	16
13	Roof Varanda of Shop No.233 Ground Floor	Peeling of Plaster	17
14	Floor Varanda of Shop No.233 Ground Floor	Damaged Portion	18

Summary of Areas that Could not be Surveyed			
Serial No.	Location	Description	Photo No.
1	Wall No. 1 & 4 Shop No.235 Ground Floor	Covered With Wooden Works & Material	19
2	Wall No. 2 & 4 Shop No.235 Ground Floor	Covered With Wooden Works & Material	20
3	Roof Shop No.235 Ground Floor	Covered With Wooden Ceiling	21
4	Wall No. 1 Part A of Shop No.236 Ground Floor	View of Shop No.236	22
5	Wall No. 2 & 4 Part A of Shop No.236 Ground Floor	View of Shop No.236	23
6	All Walls Part B of Shop No.236 Ground Floor	Covered With Material	24
7	Wall No. 1 Part A of Shop No.234 Ground Floor	Covered With Material	25
8	Wall No. 2 Part A of Shop No.234 Ground Floor	Covered With Material	26
9	Wall No. 4 Part A of Shop No.234 Ground Floor	Covered With Material	27
10	Wall No. 1 Part B of Shop No.234 Ground Floor	Covered With Material	28
11	Wall No. 2 Part B of Shop No.234 Ground Floor	Covered With Material	29
12	Wall No. 4 & Roof Part B of Shop No.234 G. Floor	Covered With Material & Falls Ceiling	30
13	Wall No. 1 Shop No.233 Ground Floor	Covered With Wooden Work & Material	31
14	Wall No. 2 Shop No.233 Ground Floor	Covered With Wooden Work & Material	32
15	Wall No. 4 Shop No.233 Ground Floor	Covered With Wooden Work & Material	33
16	Wall No. 4 Shop No.233 Ground Floor	Covered With Wooden & Glass Portion	34
17	Wall No. 2 & 4 Shop No.233 Basement	Covered With Material	35
18	Floor Shop No.233 Ground Floor	Covered With Tiles	36

Pre - Condition Building Survey for Construction of Underground Stations from Chandpole to Bari Chouper and reversal line



Photo 1
View of Shop No.233



Photo 2
View of Shop No.235, Ground Floor



Photo 3
View of Shop No.236, Ground Floor



Photo 4
View of Heavy Machinery, Basement



Photo 5
Horizontal Crack on Roof of Varanda of Shop No.235, Ground Floor, Approx. Width = 2mm, Approx. Length = 2.5m. Distance from Left side External Column = Backside, Height from Floor = 3m.



Photo 6
Horizontal Crack on Roof of Varanda of Shop No.236, Ground Floor, Approx. Width = 3mm, Approx. Length = 2.5m. Distance from Left side External Column = Backside, Height from Floor = 3m.

Pre - Condition Building Survey for Construction of Underground Stations from Chandpole to Bari Chouper and reversal line



Photo 7
Plaster Crack on Floor of Shop No.235 of Ground Floor



Photo 8
Dampness/Seepage on Roof of Varanda of Shop No.235 of Ground Floor



Photo 9
Damaged Portion on Roof of Varanda of Shop No.235 of Ground Floor



Photo 10
Peeling of Plaster on Roof of Varanda of Shop No.235 of Ground Floor



Photo 11
Plaster Crack on Roof of Part A of Shop No.236 of Ground Floor



Photo 12
Damaged Portion on Roof of Part B of Shop No.236 of Ground Floor

Pre - Condition Building Survey for Construction of Underground Stations from Chandpole to Bari Chouper and reversal line



Photo 13

Dampness/Seepage on Roof of Varanda of Shop No.236 of Ground Floor



Photo 14

Damaged Portion on Roof of Varanda of Shop No.236 of Ground Floor



Photo 15

Dampness/Seepage on Roof of Varanda of Shop No.233 of Ground Floor



Photo 16

Dampness/Seepage on Roof of Varanda of Shop No.233 of Ground Floor



Photo 17

Peeling of Plaster on Roof of Varanda of Shop No.233 of Ground Floor



Photo 18

Damaged Portion on Floor of Varanda of Shop No.233 of Ground Floor

Pre - Condition Building Survey for Construction of Underground Stations from Chandpole to Bari Chouper and reversal line



Photo 19

Wall No. 1 & 4 of Shop No.235 of Ground Floor Covered With Wooden Works & Material



Photo 20

Wall No. 2 & 4 of Shop No.235 of Ground Floor Covered With Wooden Works & Material




Photo 21

Roof of Shop No.235 of Ground Floor Covered With Wooden Ceiling



Photo 22

Wall No. 1 of Part A of Shop No.236 of Ground Floor View of Shop No.236



Photo 23

Wall No. 2 & 4 of Part A of Shop No.236 of Ground Floor View of Shop No.236



Photo 24

All Walls of Part B of Shop No.236 of Ground Floor Covered With Material

Pre - Condition Building Survey for Construction of Underground Stations from Chandpole to Bari Chouper and reversal line



Photo 25

Wall No. 1 of Part A of Shop No.234 of Ground Floor Covered With Material



Photo 26

Wall No. 2 of Part A of Shop No.234 of Ground Floor Covered With Material



Photo 27

Wall No. 4 of Part A of Shop No.234 of Ground Floor Covered With Material




Photo 28

Wall No. 1 of Part B of Shop No.234 of Ground Floor Covered With Material



Photo 29

Wall No. 2 of Part B of Shop No.234 of Ground Floor Covered With Material




Photo 30

Wall No. 4 & Roof of Part B of Shop No.234 of Ground Floor Covered With Material & Falls Ceiling

Pre - Condition Building Survey for Construction of Underground Stations from Chandpole to Bari Chouper and reversal line



Photo 31

Wall No. 1 of Shop No.233 of Ground Floor Covered With Wooden Work & Material



Photo 32

Wall No. 2 of Shop No.233 of Ground Floor Covered With Wooden Work & Material



Photo 33

Wall No. 4 of Shop No.233 of Ground Floor Covered With Wooden Work & Material



Photo 34

Wall No. 4 of Shop No.233 of Ground Floor Covered With Wooden & Glass Portion



Photo 35

Wall No. 2 & 4 of Shop No.233 of Basement Covered With Material



Photo 36

Floor of Shop No.233 of Ground Floor Covered With Tiles

Pre - Condition Building Survey for Construction of Underground Stations from Chandpole to Bari Chouper and reversal line



House No. 643
Tripola Bazar
Jaipur
Unique ID: CC BC DN 0040

Report Number: AIMIL/ESG/JMCEC/CC BC DN 0040/01, Rev. 00, Dated: January 2014

Building Owner
Contractor

Mr. Dev Parkash
CEC

Client
Sub-Contractor

JMRC Limited
AIMIL Limited

Pre - Condition Building Survey for Construction of Underground Stations from Chandpole to Bari Chouper and reversal line

Table of Contents

S.No.	Particulars	Page No.
1	Introduction	2
2	Survey Details	2
3	About the Structure	3
4	Building Ownership Details	3
5	Project Details	4
6	General Building Details	4
7	Summary of Cracks	5
8	Summary of Defects other than Cracks	
9	Summary of Areas that Could not be surveyed	
10	Defect Photographs	
11	Schematic Diagram of Building	

Introduction

The Jaipur Metro Rail is being constructed to provide the city of Jaipur with a modern and technologically advanced Transit System, to provide a safe and well connected means of transport that reduces traffic congestion. The project consists of two corridors with underground and elevated sections.

The construction of underground rail and road infrastructures in metropolitan and cosmopolitan cities are mostly through developed area under challenging soil conditions.

The alignment of structure is passing through densely inhabited areas, many structures are falling in the zone of influence of construction activities. It is required to carry out the pre-condition survey of those structures. The scope of work of this survey includes carrying out pre-condition survey of those structures.

Survey Details

S.No.	Head	Particulars	Signatures
1	Date of Survey	23/12/2012	
2	AIMIL Representative		
3	CEC Representative		
4	Structural Designer of CEC		
5	JMRC/DMRC Representative		

Pre - Condition Building Survey for Construction of Underground Stations from Chandpole to Bari Chouper and reversal line

About the Structure

The structure under consideration is a Single Story Load Bearing Structure . The structure was constructed in year 1713 and is 300 years old.

There are 80 defects in the structure out of which 13 are cracks. Category wise distribution of cracks is given in the table below. Overall the Building can be categorised in Category III (Moderate)

Category	Number of Cracks	% of Total Cracks
Negligible (< 0.1mm)	0	0%
Very Slight (0.1 to 1mm)	6	46.15%
Slight (1 to 5mm)	5	38.46%
Moderate (5 to 15mm)	2	15.38%
Severe (15 to 25mm)	0	0%
Very Severe (>25mm)	0	0%

The average width of cracks is 1.89mm and average length of cracks is 1.63m. The maximum crack width is 8mm and minimum width is 0.2mm.

Building Ownership Details			
Unique ID/Sub ID	Premises Name	Owner	Signatures

Pre - Condition Building Survey for Construction of Underground Stations from Chandpole to Bari Chouper and reversal line

Project Details		
S. No.	Head	Particulars
1	Project	Jaipur Metro Rail Project
2	Section	Chandpole to Bari Chaupar
3	Client	JMRC Limited
4	Consultant	DMRC Limited
5	Contractor	CEC
6	Design Consultant of Contractor	Omikron Kappa - Indus Consultrans JV
7	Sub-Contractor	AIMIL Limited
8	Subject	Pre-Condition Survey Report

General Building Details (As informed verbally by Building Owner)		
S. No.	Head	Particulars
1	Building Name	House No. 643
2	Building Address	House No. 643 Tripola Bazar Jaipur
3	Year of Construction	1713
4	Number of Floors	G
5	Number of Basements	None
6	Type of Building	Residential + Commercial
7	Approximate Height	3m
8	Approximate Area	Not Known
9	Age of Building	300 years
10	Type of Structure	Load Bearing Structure
11	Type of Foundation	Not Known
12	Number of Bore Wells	None
13	Depth and Diameter of Bore	N.A.
14	Roadways	One Side
15	Presence of Equipment/Machines	None

Pre - Condition Building Survey for Construction of Underground Stations from Chandpole to Bari Chouper and reversal line

Summary of Cracks						
Defect ID	Location	Orientation	Appx. Width (mm)	Appx. Length (m)	Category	Photo No.
1	Open Sky House No. 483, First Floor	Inclined	0.4	0.9	Very Slight	5
2	Sunshade & 4 Open Sky House No. 483, First Floor	Inclined	5	2.5	Moderate	6
3	Wall No. 4 & Roof Varanda House No. 483, First Floor	Inclined	2	2	Slight	7, 7A
4	Wall No.2 & Roof Varanda House No. 483, First Floor	Inclined	8	0.8	Moderate	8, 8A
5	Varanda House No. 483, First Floor	Inclined	0.4	0.3	Very Slight	9, 9A
6	Wall No. 2 & Roof Varanda House No. 483, First Floor	Inclined	0.2	2	Very Slight	10, 10A
7	Sky open House No. 483, First Floor	Vertical	0.5	3.5	Very Slight	11, 11A
8	Roof Varanda 2 House No. 483, First Floor	Horizontal	0.35	2.5	Very Slight	12
9	Wall No.4 & Roof Varanda 2 House No. 483, First Floor	Horizontal	0.4	2	Very Slight	13
10	Roof Room No. 1 Temple, First Floor	Horizontal	2.5	0.5	Slight	14, 14A
11	Back Side House No. 483, Ground Floor	Inclined	2	2	Slight	15
12	Back Side House No. 483, Ground Floor	Inclined	1.8	1	Slight	16
13	Back Side House No. 483, Ground Floor	Inclined	1	1.2	Slight	17

Summary of Defects Other Than Crack			
Defect ID	Location	Description	Photo No.
14	Roof Varanda House No. 483, First Floor	Peeling of Plaster	18
15	Wall No.2 & Roof Varanda House No. 483, First Floor	Peeling of Plaster	19
16	Wall No. 4 & Roof Store House No. 483, First Floor	Damaged Portion	20
17	Wall No.4 & Roof Store House No. 483, First Floor	Damaged Portion	21
18	Floor Varanda 2 House No. 483, First Floor	Dampness/Seepage	22
19	Roof Room No. 1 Temple, First Floor	Peeling of Plaster	23
20	Roof Room No. 1 Temple, First Floor	Peeling of Plaster	24
21	Roof Room No. 1 Temple, First Floor	Damaged Portion	25
22	Roof Room No. 2 Temple, First Floor	Dampness/Seepage	26
23	Wall No.2 & Roof Kitchen House No. 483, First Floor	Dampness/Seepage	27
24	Wall No.3 & Roof Kitchen House No. 483, First Floor	Dampness/Seepage	28
25	Wall No.3 & Roof Kitchen House No. 483, First Floor	Peeling of Plaster	29
26	Wall No.4 & Roof Room No. 3 House No. 483, First Floor	Peeling of Plaster	30
27	Roof Room No. 4 House No. 483, First Floor	Peeling of Plaster	31
28	Roof Lobby1 House No. 483, First Floor	Peeling of Plaster	32
29	Roof Bathroom House No. 483, First Floor	Dampness/Seepage	33
30	Roof Bathroom House No. 483, First Floor	Dampness/Seepage	34
31	Wall No. 1 & Roof Varanda 3 House No. 483, First Floor	Peeling of Plaster	35
32	All Parapet wall Varanda 3 House No. 483, First Floor	Dampness/Seepage	36
33	All parapet wall Varanda 3 House No. 483, First Floor	Dampness/Seepage	37
34	All parapet wall Varanda 3 House No. 483, First Floor	Dampness/Seepage	38

35	All parapet wall Stair Case House No. 483, First Floor	Dampness/Seepage	39
36	All parapet wall Stair Case House No. 483, First Floor	Dampness/Seepage	40
37	All parapet wall Stair Case House No. 483, Second Floor	Dampness/Seepage	41
38	Lobby-2 House No. 483, Second Floor	Dampness/Seepage	42
39	Room No. 1 House No. 483, Second Floor	Dampness/Seepage	43
40	Roof Lobby-1 House No. 483, Second Floor	Peeling of Plaster	44
41	Roof Lobby-1 House No. 483, Second Floor	Peeling of Plaster	45
42	Room No. 3 House No. 483, Second Floor	Dampness/Seepage	46
43	All Wall Open Sky House No. 483, Second Floor	Dampness/Seepage	47
44	All Wall Open Sky House No. 483, Second Floor	Dampness/Seepage	48
45	All Wall Open Sky House No. 483, Second Floor	Dampness/Seepage	49
46	All Wall Stair Case Second Floor to Terrace House No. 483, Second Floor	Dampness/Seepage	50
47	All Wall Stair Case Ground Floor to First Floor House No. 483, Ground Floor	Peeling of Plaster	51
48	Wall No. All Wall Stair Case Ground Floor to First Floor House No. 483, Ground Floor	Peeling of Plaster	52
49	All Wall Stair Case Ground Floor to First Floor House No. 483, Ground Floor	Dampness/Seepage	53
50	All Wall Stair Case Ground Floor to First Floor House No. 483, Ground Floor	Dampness/Seepage	54
51	Room No. 1 & 2 House No. 483, Ground Floor	Dampness/Seepage	55
52	Room No. 1 & 2 House No. 483, Ground Floor	Dampness/Seepage	56
53	Room No. 1 & 2 House No. 483, Ground Floor	Dampness/Seepage	57
54	Room No. 4 House No. 483, Ground Floor	Dampness/Seepage	58
55	Room No. 4 House No. 483, Ground Floor	Dampness/Seepage	59
56	Sky open House No. 483, Ground Floor	Dampness/Seepage	60
57	Sky open House No. 483, Ground Floor	Dampness/Seepage	61
58	Sky open House No. 483, Ground Floor	Dampness/Seepage	62
59	Sky Open Sunshade House No. 483, Ground Floor	Dampness/Seepage	63
60	Sky Open Sunshade House No. 483, Ground Floor	Dampness/Seepage	64
61	Sky Open Sunshade House No. 483, Ground Floor	Dampness/Seepage	65
62	Roof Lobby House No. 483, Ground Floor	Dampness/Seepage	66
63	Roof Lobby House No. 483, Ground Floor	Dampness/Seepage	67
64	Roof Lobby House No. 483, Ground Floor	Dampness/Seepage	68
65	All Wall Bathroom House No. 483, Ground Floor	Dampness/Seepage	69
66	Back Side House No. 483, Ground Floor	Dampness/Seepage	70
67	Back Side House No. 483, Ground Floor	Peeling of Plaster	71
68	Back Side House No. 483, Ground Floor	Peeling of Plaster	72
69	Main Stair Case House No. 483, Ground Floor	Dampness/Seepage	73
70	Main Stair Case House No. 483, Ground Floor	Dampness/Seepage	74
71	Main Stair Case House No. 483, Ground Floor	Dampness/Seepage	75
72	Main Stair Case House No. 483, Ground Floor	Dampness/Seepage	76
73	Main Stair Case House No. 483, Ground Floor	Dampness/Seepage	77
74	Main Stair Case House No. 483, Ground Floor	Dampness/Seepage	78
75	Roof Shop Ground Floor	Peeling of Plaster	79
76	Wall No.3 & Roof Shop Ground Floor	Peeling of Plaster	80
77	Wall No.3 & Roof Shop Ground Floor	Peeling of Plaster	81
78	Wall No.3 & Roof Shop Ground Floor	Peeling of Plaster	82
79	Roof Shop No. 2 Ground Floor	Peeling of Plaster	83
80	Roof Shop No. 2 Ground Floor	Peeling of Plaster	84

Summary of Areas that Could not be Surveyed

Serial No.	Location	Description	Photo No.
1	Temple Temple, First Floor	Locked	85
2	Room No. 2 House No. 483, Second Floor	Locked	86
3	Room No. 4 House No. 483, Second Floor	Locked	87
4	Room No. 4 House No. 483, Second Floor	Locked	88
5	A-1, A-2, House No. 483, Ground Floor		89
6	Room No. 3 House No. 483, Ground Floor	Locked	90
7	Room No. 5 House No. 483, Ground Floor		91
8	Store House No. 483, Ground Floor	Locked	92
9	Roof Shop No. 2 Ground Floor	Covered with Material	93



Pre - Condition Building Survey for Construction of Underground Stations from Chandpole to Bari Chouper and reversal line



Photo 1
House No. 483



Photo 2
, House No. 483, Ground Floor



Photo 3
Front View of Shop, Ground Floor



Photo 4
, Ground Floor



Photo 5
Inclined Crack on of Open Sky, House No. 483, First Floor
Approx. Width = 0.4mm, Approx. Length = 0.9m.
Distance from W1 = 1m, Height from Floor = 2.2m.



Photo 6
Inclined Crack on Wall No.4 & Sunshade of Open Sky, House No. 483,
First Floor Approx. Width = 5mm, Approx. Length = 2.5m. Distance from
w1 = 1.6m, Height from Floor = 2.5m.

Pre - Condition Building Survey for Construction of Underground Stations from Chandpole to Bari Chouper and reversal line



Photo 7

Inclined Crack on Wall No.4 & Roof of Varanda, House No. 483, First Floor Approx. Width = 2mm, Approx. Length = 2m. Distance from w1 = 2.7m, Height from Floor = 1.9m.



Photo 7A

Inclined Crack on Wall No.4 & Roof of Varanda, House No. 483, First Floor Approx. Width = 2mm, Approx. Length = 2m. Distance from w1 = 2.7m Height from Floor = 1.9m.



Photo 8

Inclined Crack on Wall No. 2 & Roof of Varanda, House No. 483, First Floor Approx. Width = 8mm, Approx. Length = 0.8m. Distance from w4 = 0.3m, Height from Floor = 2.1m.



Photo 8A

Inclined Crack on Wall No. 2 & Roof of Varanda, House No. 483, First Floor Approx. Width = 8mm, Approx. Length = 0.8m. Distance from w4 = 0.3m, Height from Floor = 2.1m.



Photo 9

Inclined Crack on Varanda, House No. 483, First Floor Approx. Width = 0.4mm, Approx. Length = 0.3m. Distance from W4 = 0.2m, Height from Floor = 2m.



Photo 9A

Inclined Crack on Varanda, House No. 483, First Floor Approx. Width = 0.4mm, Approx. Length = 0.3m. Distance from W4 = 0.2m, Height from Floor = 2m.

Pre - Condition Building Survey for Construction of Underground Stations from Chandpole to Bari Chouper and reversal line



Photo 10

Inclined Crack on Wall No.2 & Roof of Varanda, House No. 483, First Floor Approx. Width = 0.2mm, Approx. Length = 2m. Distance from = m, Height from Floor = 0.5m.



Photo 10A

Inclined Crack on Wall No.2 & Roof of Varanda, House No. 483, First Floor Approx. Width = 0.2mm, Approx. Length = 2m. Distance from = m, Height from Floor = 0.5m.



Photo 11

Vertical Crack on Sky open, House No. 483, First Floor Approx. Width = 0.5mm, Approx. Length = 3.5m. Distance from W1 = 0.5m, Height from Floor = 0m.



Photo 11A

Vertical Crack on Sky open, House No. 483, First Floor Approx. Width = 0.5mm, Approx. Length = 3.5m. Distance from W1 = 0.5m, Height from Floor = 0m.



Photo 12

Horizontal Crack on Roof of Varanda 2, House No. 483, First Floor Approx. Width = 0.35mm, Approx. Length = 2.5m. Distance from W1 = 1.6m, Height from Floor = 2.2m.



Photo 13

Horizontal Crack on Wall No.4 & Roof of Varanda 2, House No. 483, First Floor Approx. Width = 0.4mm, Approx. Length = 2m. Distance from W2 = 1.5m, Height from Floor = 2.2m.

Pre - Condition Building Survey for Construction of Underground Stations from Chandpole to Bari Chouper and reversal line



Photo 14

Horizontal Crack on Roof of Room No. 1, Temple, First Floor
Approx. Width = 2.5mm, Approx. Length = 0.5m.
Distance from W3 = 3.5m, Height from Floor = 0.4m.



Photo 14A

Horizontal Crack on Roof of Room No. 1, Temple, First Floor
Approx. Width = 2.5mm, Approx. Length = 0.5m.
Distance from W3 = 3.5m, Height from Floor = 0.4m.



Photo 15

Inclined Crack on Back Side, House No. 483, Ground Floor
Approx. Width = 2mm, Approx. Length = 2m.
Distance from Left Side of Building = 1m, Height from Floor = 2.8m.



Photo 16

Inclined Crack on Back Side, House No. 483, Ground Floor
Approx. Width = 1.8mm, Approx. Length = 1m.
Distance from Left Side of Building = 1.8m, Height from Floor = 5m.



Photo 17

Inclined Crack on Back Side, House No. 483, Ground Floor
Approx. Width = 1mm, Approx. Length = 1.2m.
Distance from Left Side of Building = 1.2m, Height from Floor = 2m.



Photo 18

Peeling of Plaster on Roof of Varanda of House No. 483, First Floor

Pre - Condition Building Survey for Construction of Underground Stations from Chandpole to Bari Chouper and reversal line



Photo 19

Peeling of Plaster on Wall No.2 & Roof of Varanda of House No. 483, First Floor



Photo 20

Damaged Portion on Wall No.4 & Roof of Store of House No. 483, First Floor



Photo 21

Damaged Portion on Wall No.4 & Roof of Store of House No. 483, First Floor



Photo 22

Dampness/Seepage on Floor of Varanda 2 of House No. 483, First Floor



Photo 23

Peeling of Plaster on Roof of Room No. 1 of Temple, First Floor



Photo 24

Peeling of Plaster on Roof of Room No. 1 of Temple, First Floor

Pre - Condition Building Survey for Construction of Underground Stations from Chandpole to Bari Chouper and reversal line



Photo 25
Damaged Portion on Roof of Room No. 1 of Temple, First Floor



Photo 26
Dampness/Seepage on Roof of Room No. 2 of Temple, First Floor



Photo 27
Dampness/Seepage on Wall No. 2 & Roof of Kitchen of House No. 483, First Floor



Photo 28
Dampness/Seepage on Wall No.3 & Roof of Kitchen of House No. 483, First Floor



Photo 29
Peeling of Plaster on Wall No.3 & Roof of Kitchen of House No. 483, First Floor



Photo 30
Peeling of Plaster on Wall No.4 & Roof of Room No. 3 of House No. 483, First Floor

Pre - Condition Building Survey for Construction of Underground Stations from Chandpole to Bari Chouper and reversal line



Photo 31

Peeling of Plaster on Roof of Room No. 4 of House No. 483, First Floor



Photo 32

Peeling of Plaster on Roof of Lobby1 of House No. 483, First Floor



Photo 33

Dampness/Seepage on Roof of Bathroom of House No. 483, First Floor



Photo 34

Dampness/Seepage on Roof of Bathroom of House No. 483, First Floor



Photo 35

Peeling of Plaster on Wall No.1 & Roof of Varanda 3 of House No. 483, First Floor



Photo 36

Dampness/Seepage on All Parapet wall of Varanda 3 of House No. 483, First Floor

Pre - Condition Building Survey for Construction of Underground Stations from Chandpole to Bari Chouper and reversal line



Photo 37

Dampness/Seepage on All parapet wall of Varanda 3 of House No. 483, First Floor



Photo 38

Dampness/Seepage on All parapet wall of Varanda 3 of House No. 483, First Floor



Photo 39

Dampness/Seepage on All parapet wall of Stair Case of House No. 483, First Floor



Photo 40

Dampness/Seepage on All parapet wall of Stair Case of House No. 483, First Floor



Photo 41

Dampness/Seepage on All parapet wall of Stair Case of House No. 483, Second Floor



Photo 42

Dampness/Seepage on Lobby2 of House No. 483, Second Floor

Pre - Condition Building Survey for Construction of Underground Stations from Chandpole to Bari Chouper and reversal line



Photo 43

Dampness/Seepage on Room No. 1 of House No. 483, Second Floor



Photo 44

Peeling of Plaster on Roof of Lobby-1 of House No. 483, Second Floor



Photo 45

Peeling of Plaster on Roof of Lobby-1 of House No. 483, Second Floor



Photo 46

Dampness/Seepage on Room No. 3 of House No. 483, Second Floor



Photo 47

Dampness/Seepage on All Wall of Open Sky of House No. 483, Second Floor



Photo 48

Dampness/Seepage on All Wall of Open Sky of House No. 483, Second Floor

Pre - Condition Building Survey for Construction of Underground Stations from Chandpole to Bari Chouper and reversal line



Photo 49

Dampness/Seepage on All Wall of Open Sky of House No. 483, Second Floor



Photo 50

Dampness/Seepage on All Wall of Stair Case Second Floor to Terrace of House No. 483, Second Floor



Photo 51

Peeling of Plaster on All Wall of Stair Case Ground Floor to First Floor of House No. 483, Ground Floor



Photo 52

Peeling of Plaster on All Wall of Stair Case Ground Floor to First Floor of House No. 483, Ground Floor



Photo 53

Dampness/Seepage on All Wall of Stair Case Ground Floor to First Floor of House No. 483, Ground Floor



Photo 54

Dampness/Seepage on All Wall of Stair Case Ground Floor to First Floor of House No. 483, Ground Floor

Pre - Condition Building Survey for Construction of Underground Stations from Chandpole to Bari Chouper and reversal line



Photo 55

Dampness/Seepage on Room No. 1 & 2 of House No. 483, Ground Floor



Photo 56

Dampness/Seepage on Room No. 1 & 2 of House No. 483, Ground Floor



Photo 57

Dampness/Seepage on Room No. 1 & 2 of House No. 483, Ground Floor



Photo 58

Dampness/Seepage on Room No. 4 of House No. 483, Ground Floor



Photo 59

Dampness/Seepage on Room No. 4 of House No. 483, Ground Floor



Photo 60

Dampness/Seepage on Sky open of House No. 483, Ground Floor

Pre - Condition Building Survey for Construction of Underground Stations from Chandpole to Bari Chouper and reversal line



Photo 61

Dampness/Seepage on Sky open of House No. 483, Ground Floor



Photo 62

Dampness/Seepage on Sky open of House No. 483, Ground Floor



Photo 63

Dampness/Seepage on Sky Open Sunshade of House No. 483, Ground Floor



Photo 64

Dampness/Seepage on Sky Open Sunshade of House No. 483, Ground Floor



Photo 65

Dampness/Seepage on Sky Open Sunshade of House No. 483, Ground Floor



Photo 66

Dampness/Seepage on Roof of Lobby of House No. 483, Ground Floor

Pre - Condition Building Survey for Construction of Underground Stations from Chandpole to Bari Chouper and reversal line



Photo 67

Dampness/Seepage on Roof of Lobby of House No. 483, Ground Floor



Photo 68

Dampness/Seepage on Roof of Lobby of House No. 483, Ground Floor



Photo 69

Dampness/Seepage on Wall No. All Wall of Bathroom No. of House No. 483, Ground Floor



Photo 70

Dampness/Seepage on Back Side of House No. 483, Ground Floor



Photo 71

Peeling of Plaster on Back Side of House No. 483, Ground Floor



Photo 72

Peeling of Plaster on Back Side of House No. 483, Ground Floor

Pre - Condition Building Survey for Construction of Underground Stations from Chandpole to Bari Chouper and reversal line



Photo 73

Dampness/Seepage on Main Stair Case of House No. 483, Ground Floor



Photo 74

Dampness/Seepage on Main Stair Case of House No. 483, Ground Floor



Photo 75

Dampness/Seepage on Main Stair Case of House No. 483, Ground Floor



Photo 76

Dampness/Seepage on Main Stair Case of House No. 483, Ground Floor



Photo 77

Dampness/Seepage on Main Stair Case of House No. 483, Ground Floor



Photo 78

Dampness/Seepage on Main Stair Case of House No. 483, Ground Floor

Pre - Condition Building Survey for Construction of Underground Stations from Chandpole to Bari Chouper and reversal line



Photo 79
Peeling of Plaster on Roof of Shop of Ground Floor



Photo 80
Peeling of Plaster on Wall No. 3 & Roof of Shop of Ground Floor



Photo 81
Peeling of Plaster on Wall No.3 & Roof of Shop of Ground Floor



Photo 82
Peeling of Plaster on Wall No. 3 & Roof of Shop of Ground Floor



Photo 83
Peeling of Plaster on Roof of Shop No. 2 of Ground Floor



Photo 84
Peeling of Plaster on Roof of Shop No. 2 of Ground Floor

Pre - Condition Building Survey for Construction of Underground Stations from Chandpole to Bari Chouper and reversal line



Photo 85
Temple of Temple, First Floor Locked



Photo 86
Room No. 2 of House No. 483, Second Floor Locked



Photo 87
Room No. 4 of House No. 483, Second Floor Locked



Photo 88
Room No. 4 of House No. 483, Second Floor Locked



Photo 89
A-1, A-2, of House No. 483, Ground Floor



Photo 90
Room No. 3 of House No. 483, Ground Floor Locked

Pre - Condition Building Survey for Construction of Underground Stations from Chandpole to Bari Chouper and reversal line



Photo 91
Room No. 5 of House No. 483, Ground Floor



Photo 92
Store of House No. 483, Ground Floor Locked



Photo 93
Roof of Shop No. 2 of Ground Floor Covered with Material

Pre - Condition Building Survey for Construction of Underground Stations from Chandpole to Bari Chouper and reversal line



Shop No. 225-229
Tripoliya Bazar
Jaipur
Unique ID: CC BC DN 0041

Report Number: AIMIL/ESG/JMCEC/CC BC DN 0041/01, Rev. 00, Dated: January 2014

Building Owner
Contractor

Various Owners
CEC

Client
Sub-Contractor

JMRC Limited
AIMIL Limited

Pre - Condition Building Survey for Construction of Underground Stations from Chandpole to Bari Chouper and reversal line

Table of Contents

S.No.	Particulars	Page No.
1	Introduction	2
2	Survey Details	2
3	About the Structure	3
4	Building Ownership Details	3
5	Project Details	4
6	General Building Details	4
7	Summary of Cracks	5
8	Summary of Defects other than Cracks	
9	Summary of Areas that Could not be surveyed	
10	Defect Photographs	
11	Schematic Diagram of Building	

Introduction

The Jaipur Metro Rail is being constructed to provide the city of Jaipur with a modern and technologically advanced Transit System, to provide a safe and well connected means of transport that reduces traffic congestion. The project consists of two corridors with underground and elevated sections.

The construction of underground rail and road infrastructures in metropolitan and cosmopolitan cities are mostly through developed area under challenging soil conditions.

The alignment of structure is passing through densely inhabited areas, many structures are falling in the zone of influence of construction activities. It is required to carry out the pre-condition survey of those structures. The scope of work of this survey includes carrying out pre-condition survey of those structures.

Survey Details

S.No.	Head	Particulars	Signatures
1	Date of Survey	12/12/2013	
2	AIMIL Representative		
3	CEC Representative		
4	Structural Designer of CEC		
5	JMRC/DMRC Representative		

Pre - Condition Building Survey for Construction of Underground Stations from Chandpole to Bari Chouper and reversal line

About the Structure

The structure under consideration is a Single Story Load Bearing Structure having 1 floors. The structure was constructed in year 1813 and is 200 years old.

There are 16 defects in the structure out of which 5 are cracks. Category wise distribution of cracks is given in the table below. Overall the Building can be categorised in Category II (Slight)

Category	Number of Cracks	% of Total Cracks
Negligible (< 0.1mm)	0	0%
Very Slight (0.1 to 1mm)	0	0%
Slight (1 to 5mm)	5	100%
Moderate (5 to 15mm)	0	0%
Severe (15 to 25mm)	0	0%
Very Severe (>25mm)	0	0%

The average width of cracks is 2.3mm and average length of cracks is 2.46m. The maximum crack width is 4mm and minimum width is 1mm.

Building Ownership Details			
Unique ID/Sub ID	Premises Name	Owner	Signatures
CC-BC/DL/0041-229	A.R. & Sons		
CC-BC/DL/0041-228	Udai Lal Gouri Lal Jain		
CC-BC/DL/0041-227	Cheep & Best Crockery		
CC-BC/DL/0041-226	Mohan Lal Agarwal		
CC-BC/DL/0041-225	Shri Brinda van Shringar		

Pre - Condition Building Survey for Construction of Underground Stations from Chandpole to Bari Chouper and reversal line

Project Details		
S. No.	Head	Particulars
1	Project	Jaipur Metro Rail Project
2	Section	Chandpole to Bari Chaupar
3	Client	JMRC Limited
4	Consultant	DMRC Limited
5	Contractor	CEC
6	Design Consultant of Contractor	Omikron Kappa - Indus Consultrans JV
7	Sub-Contractor	AIMIL Limited
8	Subject	Pre-Condition Survey Report

General Building Details (As informed verbally by Building Owner)		
S. No.	Head	Particulars
1	Building Name	Shop No. 225-229
2	Building Address	Tripolia Bazar
3	Year of Construction	1813
4	Number of Floors	G
5	Number of Basements	None
6	Type of Building	Commercial
7	Approximate Height	3 m
8	Approximate Area	Not Known
9	Age of Building	200 years
10	Type of Structure	Load Bearing Structure
11	Type of Foundation	Not Known
12	Number of Bore Wells	None
13	Depth and Diameter of Bore	N.A
14	Roadways	One side
15	Presence of Equipment/Machines	None

Pre - Condition Building Survey for Construction of Underground Stations from Chandpole to Bari Chouper and reversal line

Summary of Cracks						
Defect ID	Location	Orientation	Appx. Width (mm)	Appx. Length (m)	Category	Photo No.
1	Roof Varanda Shop No. 229, Ground Floor	Horizontal	2	2	Slight	6
2	Roof Varanda Shop No. 226, Ground Floor	Horizontal	3	3	Slight	7
3	Outerside Varanda Shop No. 226, Ground Floor	Vertical	1	1.1	Slight	8
4	Wall No. 2 Shop No. 225 Ground Floor	Vertical	1.5	3.2	Slight	9
5	Roof Varanda Shop No. 225, Ground Floor	Horizontal	4	3	Slight	10

Summary of Defects Other Than Crack			
Defect ID	Location	Description	Photo No.
6	Roof Varanda Shop No. 229, Ground Floor	Damaged Portion	11
7	Roof Shop No. 228 Ground Floor	Dampness/Seepage	12
8	Roof Varanda Shop No. 228, Ground Floor	Dampness/Seepage	13
9	Roof Varanda Shop No. 228, Ground Floor	Plaster Crack	14
10	Floor Varanda Shop No. 227, Ground Floor	Damaged Portion	15
11	Roof Varanda Shop No. 227, Ground Floor	Dampness/Seepage	16
12	Roof Varanda Ground Floor	Dampness/Seepage	17
13	Roof Varanda Shop No. 226, Ground Floor	Dampness/Seepage	18
14	Roof Shop No. 225 Upper Ground Floor	Peeling of Plaster	19
15	Roof Varanda Shop No. 225, Ground Floor	Dampness/Seepage	20
16	Roof Varanda Shop No. 225, Ground Floor	Damaged Portion	21

Summary of Areas that Could not be Surveyed			
Serial No.	Location	Description	Photo No.
1	All Walls Shop No. 229 Ground Floor	Covered With Material	22
2	All Walls Shop No. 228 Ground Floor	Covered With Material	23
3	Wall No. 1 & 4 Shop No. 227 Ground Floor	Covered With Material	24
4	Wall No. 2 & 4 Shop No. 227 Ground Floor	Covered With Material	25
5	Roof Shop No. 227 Ground Floor	Covered With Wooden Work	26
6	Wall No. 1 Shop No. 226 Ground Floor	Covered With Material	27
7	Wall No. 2 Shop No. 226 Ground Floor	Covered With Material	28
8	Roof Shop No. 226 Ground Floor		29
9	Wall No. 2 & 4 Shop No. 225 Ground Floor	Partially Covered	30
10	Wall No. 1 & 4 Shop No. 225 Ground Floor	Partially Covered	31
11	All Walls Shop No. 225 Upper Ground Floor	Covered With Material	32

Pre - Condition Building Survey for Construction of Underground Stations from Chandpole to Bari Chouper and reversal line



Photo 1
View of Shop No. 229



Photo 2
View of Shop No. 228, Ground Floor



Photo 3
View of Shop No. 227, Ground Floor



Photo 4
View of Shop No. 226, Ground Floor



Photo 5
View of Shop No. 225, Ground Floor



Photo 6
Horizontal Crack on Roof of Varanda , Shop No. 229, Ground Floor, Approx. Width = 2mm, Approx. Length = 2m.

Pre - Condition Building Survey for Construction of Underground Stations from Chandpole to Bari Chouper and reversal line



Photo 7

Horizontal Crack on Roof of Varanda , Shop No. 226, Ground Floor, Approx. Width = 3mm, Approx. Length = 3m. Distance from Left side External Column = 0m, Height from Floor = 3m.




Photo 8

Vertical Crack on Outer side of Varanda , Shop No. 226, Ground Floor, Approx. Width = 1mm, Approx. Length = 1.1m. Height from Floor = 0.2m.



Photo 9

Vertical Crack on Wall No. 2 of Shop No. 225, Ground Floor, Approx. Width = 1.5mm, Approx. Length = 3.2m. Distance from Shop Door = 2m, Height from Floor = 0m.



Photo 10

Horizontal Crack on Roof of Varanda , Shop No. 225, Ground Floor, Approx. Width = 4mm, Approx. Length = 3m. Distance from External Column = 0m, Height from Floor = 3.5m.



Photo 11

Damaged Portion on Roof of Varanda of Shop No. 229, Ground Floor



Photo 12

Dampness/Seepage on Roof of Shop No. 228 of Ground Floor

Pre - Condition Building Survey for Construction of Underground Stations from Chandpole to Bari Chouper and reversal line



Photo 13

Dampness/Seepage on Roof of Varanda of Shop No. 228, Ground Floor



Photo 14

Plaster Crack on Roof of Varanda of Shop No. 228, Ground Floor



Photo 15

Damaged Portion on Floor of Varanda of Shop No. 227, Ground Floor



Photo 16

Dampness/Seepage on Roof of Varanda of Shop No. 227, Ground Floor



Photo 17

Dampness/Seepage on Roof of Varanda of Ground Floor



Photo 18

Dampness/Seepage on Roof of Varanda of Shop No. 226, Ground Floor

Pre - Condition Building Survey for Construction of Underground Stations from Chandpole to Bari Chouper and reversal line



Photo 19

Peeling of Plaster on Roof of Shop No. 225 of Upper Ground Floor



Photo 20

Dampness/Seepage on Roof of Varanda of Shop No. 225, Ground Floor



Photo 21

Damaged Portion on Roof of Varanda of Shop No. 225, Ground Floor



Photo 22

All Walls of Shop No. 229 of Ground Floor Covered With Material



Photo 23

All Walls of Shop No. 228 of Ground Floor Covered With Material



Photo 24

Wall No. 1 & 4 of Shop No. 227 of Ground Floor Covered With Material

Pre - Condition Building Survey for Construction of Underground Stations from Chandpole to Bari Chouper and reversal line



Photo 25

Wall No. 2 & 4 of Shop No. 227 of Ground Floor Covered With Material



Photo 26

Roof of Shop No. 227 of Ground Floor Covered With Wooden Work



Photo 27

Wall No. 1 of Shop No. 226 of Ground Floor Covered With Material



Photo 28

Wall No. 2 of Shop No. 226 of Ground Floor Covered With Material



Photo 29

Roof of Shop No. 226 of Ground Floor



Photo 30

Wall No. 2 & 4 of Shop No. 225 of Ground Floor Partially Covered

Pre - Condition Building Survey for Construction of Underground Stations from Chandpole to Bari Chouper and reversal line



Photo 31

Wall No. 1 & 4 of Shop No. 225 of Ground Floor Partialy Covered



Photo 32

All Walls of Shop No. 225 of Upper Ground Floor Covered With Material

Pre - Condition Building Survey for Construction of Underground Stations from Chandpole to Bari Chouper and reversal line



Shop No. 425-471
Tirpoliya Bazar
Jaipur
Unique ID: CC BC DN 0042

Report Number: AIMIL/ESG/JMCEC/CC BC DN 0042/01, Rev. 00, Dated: January 2014

Building Owner
Contractor

Various Owners
CEC

Client
Sub-Contractor

JMRC Limited
AIMIL Limited

Pre - Condition Building Survey for Construction of Underground Stations from Chandpole to Bari Chouper and reversal line

Table of Contents

S.No.	Particulars	Page No.
1	Introduction	2
2	Survey Details	2
3	About the Structure	3
4	Building Ownership Details	3
5	Project Details	4
6	General Building Details	4
7	Summary of Cracks	5
8	Summary of Defects other than Cracks	
9	Summary of Areas that Could not be surveyed	
10	Defect Photographs	
11	Schematic Diagram of Building	

Introduction

The Jaipur Metro Rail is being constructed to provide the city of Jaipur with a modern and technologically advanced Transit System, to provide a safe and well connected means of transport that reduces traffic congestion. The project consists of two corridors with underground and elevated sections.

The construction of underground rail and road infrastructures in metropolitan and cosmopolitan cities are mostly through developed area under challenging soil conditions.

The alignment of structure is passing through densely inhabited areas, many structures are falling in the zone of influence of construction activities. It is required to carry out the pre-condition survey of those structures. The scope of work of this survey includes carrying out pre-condition survey of those structures.

Survey Details

S.No.	Head	Particulars	Signatures
1	Date of Survey	12/12/2013	
2	AIMIL Representative		
3	CEC Representative		
4	Structural Designer of CEC		
5	JMRC/DMRC Representative		

Pre - Condition Building Survey for Construction of Underground Stations from Chandpole to Bari Chouper and reversal line

About the Structure

The structure under consideration is a Multi Story Load Bearing Structure having 2 floors. The structure was constructed in year 1713 and is 300 years old.

There are 81 defects in the structure out of which 8 are cracks. Category wise distribution of cracks is given in the table below. Overall the Building can be categorised in Category II (Slight)

Category	Number of Cracks	% of Total Cracks
Negligible (< 0.1mm)	0	0%
Very Slight (0.1 to 1mm)	2	25%
Slight (1 to 5mm)	6	75%
Moderate (5 to 15mm)	0	0%
Severe (15 to 25mm)	0	0%
Very Severe (>25mm)	0	0%

The average width of cracks is 1.26mm and average length of cracks is 1.78m. The maximum crack width is 2mm and minimum width is 0.3mm.

Building Ownership Details			
Unique ID/Sub ID	Premises Name	Owner	Signatures
CC-BC/DL/0042-224	Loon Karan Shri Krishna		
CC-BC/DL/0042-01	Satyanarayan & Sons		
CC-BC/DL/0042-02	Bhagwati Cards		
CC-BC/DL/0042-03	Shope No. 471		
CC-BC/DL/0042-04	Dami Balaj		
CC-BC/DL/0042-05	Gautam Paan		
CC-BC/DL/0042-223	Nathu lal Mahaveer Prasad & Sons		
CC-BC/DL/0042-222	Ram Chander & Juice Center		
CC-BC/DL/0042-221	Ram Chander Juice		
CC-BC/DL/0042-FF	No Specific Name		

Pre - Condition Building Survey for Construction of Underground Stations from Chandpole to Bari Chouper and reversal line

Project Details		
S. No.	Head	Particulars
1	Project	Jaipur Metro Rail Project
2	Section	Chandpole to Bari Chaupar
3	Client	JMRC Limited
4	Consultant	DMRC Limited
5	Contractor	CEC
6	Design Consultant of Contractor	Omikron Kappa - Indus Consultrans JV
7	Sub-Contractor	AIMIL Limited
8	Subject	Pre-Condition Survey Report

General Building Details (As informed verbally by Building Owner)		
S. No.	Head	Particulars
1	Building Name	Shop No. 425-471
2	Building Address	Shop No. 425-471 Yugal Bura Bhandar Jaipur
3	Year of Construction	1713
4	Number of Floors	G+1
5	Number of Basements	None
6	Type of Building	Commercial+Residence
7	Approximate Height	15 m
8	Approximate Area	Not Known
9	Age of Building	300 years
10	Type of Structure	Load Bearing Structure
11	Type of Foundation	Not Known
12	Number of Bore Wells	None
13	Depth and Diameter of Bore	N.A
14	Roadways	One side
15	Presence of Equipment/Machines	None

Pre - Condition Building Survey for Construction of Underground Stations from Chandpole to Bari Chouper and reversal line

Summary of Cracks						
Defect ID	Location	Orientation	Appx. Width (mm)	Appx. Length (m)	Category	Photo No.
1	Wall No. 2 Passage No.2 First Floor	Horizontal	1	2	Slight	9, 9A
2	Wall No. 1 Passage No.2 First Floor	Inclined	2	2.1	Slight	10
3	Wall No. 2 Passage No.4 First Floor	Inclined	0.3	0.8	Very Slight	11, 11A
4	Roof Temple No.1 First Floor	Horizontal	1.5	2	Slight	12
5	Wall No. 1 Passage No.4 First Floor	Inclined	0.5	1.5	Very Slight	13
6	Wall No. 2 House No.429	Inclined	2	3	Slight	14, 14A
7	Backside Wall House No.429	Inclined	1	1.5	Slight	15
8	Backside Wall House No.429	Inclined	1.8	1.3	Slight	16

Summary of Defects Other Than Crack			
Defect ID	Location	Description	Photo No.
9	Roof Varanda Ground Floor	Peeling of Plaster	17
10	Roof Shop No. 2 Ground Floor	Plaster Crack	18
11	Roof Varanda Shop No. 2, Ground Floor	Peeling of Plaster	19
12	Beam Varanda Shop No. 2, Ground Floor	Peeling of Plaster	20
13	Roof Shop No. 4 Ground Floor	Peeling of Plaster	21
14	Roof Shop No. 4 Ground Floor	Peeling of Plaster	22
15	Roof Passage No.1 First Floor	Damaged Portion	23
16	Wall No. 1 Passage No.1 First Floor	Peeling of Plaster	24
17	Wall No. 2 Passage No.1 First Floor	Peeling of Plaster	25
18	Wall No. 4 Passage No.2 First Floor	Plaster Crack	26
19	Wall No. 1 Passage No.2 First Floor	Peeling of Plaster	27
20	Roof & 3 Passage No.2 First Floor	Peeling of Plaster	28
21	Wall No. 3 & 1 Passage No.2 First Floor	Peeling of Plaster	29
22	Wall No. 1 Room No. 4 First Floor	Peeling of Plaster	30
23	Wall No. 2 & 3 Room No. 4 First Floor	Peeling of Plaster	31
24	Wall No. 2 & 3 Room No. 4 First Floor	Peeling of Plaster	32
25	Wall No. 4 Temple No.1 First Floor	Dampness/Seepage	33
26	Wall No. 1 Temple No.1 First Floor	Dampness/Seepage	34
27	Roof Temple No.1 First Floor	Damaged Portion	35
28	Roof Passage No.3 First Floor	Damaged Portion	36
29	Wall No. 4 Passage No.3 First Floor	Damaged Portion	37
30	Wall No. 2 Passage No.3 First Floor	Damaged Portion	38
31	Wall No. 2 Passage No.3 First Floor	Damaged Portion	39
32	Wall No. 1 Passage No.3 First Floor	Peeling of Plaster	40
33	Wall No. 3 Passage No.3 First Floor	Peeling of Plaster	41
34	Wall No. 3 Passage No.3 First Floor	Peeling of Plaster	42
35	Roof Lobby No.1 First Floor	Damaged Portion	43
36	Wall No. 1 Lobby No.1 First Floor	Peeling of Plaster	44
37	Wall No. 4 Lobby No.1 First Floor	Peeling of Plaster	45
38	Wall No. 2 Lobby No.1 First Floor	Peeling of Plaster	46
39	Wall No. 4 Passage No.5 First Floor	Peeling of Plaster	47
40	Wall No. 2 Passage No.5 First Floor	Peeling of Plaster	48

41	Wall No. 1 Passage No.8 First Floor	Damaged Portion	49
42	Roof Passage No.8 First Floor	Dampness/Seepage	50
43	Wall No. 2 Passage No.8 First Floor	Peeling of Plaster	51
44	Wall No. 4 Room No. 5 First Floor	Damaged Portion	52
45	Wall No. 4 Room No. 5 First Floor	Damaged Portion	53
46	Roof Room No. 5 First Floor	Damaged Portion	54
47	Wall No. 3 Room No. 5 First Floor	Damaged Portion	55
48	Wall No. 1 Passage No.7 First Floor	Damaged Portion	56
49	Wall No. 2 Passage No.7 First Floor	Damaged Portion	57
50	Roof Passage No.7 First Floor	Damaged Portion	58
51	Wall No. 2 Passage No.6 First Floor	Peeling of Plaster	59
52	Wall No. 1 Passage No.6 First Floor	Peeling of Plaster	60
53	Wall No. 4 Passage No.6 First Floor	Peeling of Plaster	61
54	Roof Room No. 6 First Floor	Dampness/Seepage	62
55	Wall No. 1 Room No. 6 First Floor	Damaged Portion	63
56	Wall No. 1 Room No. 6 First Floor	Damaged Portion	64
57	Wall No. 2 Room No. 6 First Floor	Damaged Portion	65
58	Wall No. 2 Room No. 6 First Floor	Damaged Portion	66
59	Wall No. 3 Room No. 6 First Floor	Damaged Portion	67
60	All wall & Roof Lobby No.2 First Floor	Damaged Portion	68
61	All wall & Roof Lobby No.2 First Floor	Damaged Portion	69
62	All wall & Roof Store First Floor	Damaged Portion	70
63	Roof Store First Floor	Damaged Portion	71
64	Wall No. 1 Passage	Damaged Portion	72
65	Wall No. 2 Passage	Damaged Portion	73
66	Roof Passage	Damaged Portion	74
67	Wall No. Floor Passage	Damaged Portion	75
68	House No.429 Terrace	Damaged Portion	76
69	House No.429 Terrace	Damaged Portion	77
70	House No.429 Terrace	Damaged Portion	78
71	House No.429 Terrace	Damaged Portion	79
72	House No.429 Terrace	Damaged Portion	80
73	Floor House No.429 Terrace	Damaged Portion	81
74	Wall No. 2 Bathroom House No.429	Dampness/Seepage	82
75	Wall No. 4 Bathroom House No.429	Dampness/Seepage	83
76	Wall No. 3 Room No. 2 House No.429	Dampness/Seepage	84
77	Wall No. 2 Room No. 2 House No.429	Dampness/Seepage	85
78	Sun Shade Room No. 2 House No.429	Peeling of Plaster	86
79	Backside Wall House No.429	Damaged Portion	87
80	Backside Wall House No.429	Damaged Portion	88
81	Backside Wall House No.429	Damaged Portion	89

Summary of Areas that Could not be Surveyed			
Serial No.	Location	Description	Photo No.
1	Shop 1 Ground Floor	Covered with Materials.	90
2	Shop No. 2 Upper Ground Floor	Covered with Materials.	91
3	Shop No. 2 Ground Floor	Covered with Materials.	92
4	Shop No. 4 Ground Floor	Covered with Materials & Wood	93
5	Shop No. 4 Ground Floor	Covered with Materials & Wood	94
6	Shop No. 4 Ground Floor	Covered with Materials & Wood	95
7	Shop No. 3 Ground Floor	Covered with Materials & Wood	96
8	Shop No. 3 Ground Floor	Covered with Materials & Wood	97
9	Shop No. 3 Ground Floor	Covered with Materials & Wood	98

10	Roof Shop No. 3 Ground Floor	Covered With Wood	99
11	Shop No. 4 Ground Floor	Covered With Materials & Wood	100
12	Room No. 1 First Floor	Locked	101
13	Room No. 2 First Floor	Locked	102
14	Wall No. 1 Passage No.5 First Floor	Covered With Wooden Work	103
15	Wall No. 1 Passage No.5 First Floor	Covered With Wooden Work	104
16	All wall & Roof Shop No.1 First Floor	Covered With Wooden Work	105
17	Roof Shop No.2 First Floor	Covered With Wooden Work	106
18	Room No. 1 House No.429	Locked	107



Pre - Condition Building Survey for Construction of Underground Stations from Chandpole to Bari Chouper and reversal line



Photo 1
View of House No.429



Photo 2
Gautam Pan Bhandar, Ground Floor



Photo 3
Dambi Wala, Ground Floor



Photo 4
Sarashwati Cards, Ground Floor



Photo 5
Shop No. 3, Ground Floor



Photo 6
Shop No. 4, Ground Floor

Pre - Condition Building Survey for Construction of Underground Stations from Chandpole to Bari Chouper and reversal line



Photo 7
View of Shop no.2, First Floor



Photo 8
View of Shop no.2, First Floor



Photo 9
Horizontal Crack on Wall No. 2 of Passage No.2, First Floor, Approx.
Width = 1mm, Approx. Length = 2m.
Distance from Wall No.2 = 0.6m, Height from Floor = 2.3m.




Photo 9A
Horizontal Crack on Wall No. 2 of Passage No.2, First Floor, Approx.
Width = 1mm, Approx. Length = 2m.
Distance from Wall No.2 = 0.6m, Height from Floor = 2.3m.



Photo 10
Inclined Crack on Wall No. 1 of Passage No.2, First Floor, Approx. Width = 2mm, Approx. Length = 2.1m.
Distance from Wall No.3 = 2m, Height from Floor = 2.6m.



Photo 11
Inclined Crack on Wall No. 2 of Passage No.4, First Floor, Approx. Width = 0.3mm, Approx. Length = 0.8m.
Distance from Wall No.3 = 0.4m, Height from Floor = 2.1m.

Pre - Condition Building Survey for Construction of Underground Stations from Chandpole to Bari Chouper and reversal line



Photo 11A

Inclined Crack on Wall No. 2 of Passage No.4, First Floor, Approx. Width = 0.3mm, Approx. Length = 0.8m.
Distance from Wall No.3 = 0.4m, Height from Floor = 2.1m.



Photo 12

Horizontal Crack on Roof of Temple No.1, First Floor, Approx. Width = 1.5mm, Approx. Length = 2m.
Distance from Wall No.4 = 0.2m, Height from Floor = 3.2m.



Photo 13

Inclined Crack on Wall No. 1 of Passage No.4, First Floor, Approx. Width = 0.5mm, Approx. Length = 1.5m.
Distance from Wall No.4 = 1.8m, Height from Floor = 2.2m.



Photo 14

Inclined Crack on Wall No. 2 of House No.429, Approx. Width = 2mm, Approx. Length = 3m.
Distance from Wall No.3 = 2.4m, Height from Floor = 0m.



Photo 14A

Inclined Crack on Wall No. 2 of House No.429, Approx. Width = 2mm, Approx. Length = 3m.
Distance from Wall No.3 = 2.4m, Height from Floor = 0m.



Photo 15

Inclined Crack on Backside Wall of House No.429, Approx. Width = 1mm, Approx. Length = 1.5m. Distance from Left Side external Column = 7m, Height from Floor = 6m.

Pre - Condition Building Survey for Construction of Underground Stations from Chandpole to Bari Chouper and reversal line



Photo 16

Inclined Crack on Wall No. Backside Wall of House No.429, Approx. Width = 1.8mm, Approx. Length = 1.3m. Distance from Left Side external Column = 5.5m, Height from Floor = 5.5m.



Photo 17

Peeling of Plaster on Roof of Varanda of Ground Floor




Photo 18

Plaster Crack on Roof of Shop No. 2 of Ground Floor



Photo 19

Peeling of Plaster on Roof of Varanda of Shop No. 2, Ground Floor



Photo 20

Peeling of Plaster on Beam of Varanda of Shop No. 2, Ground Floor



Photo 21

Peeling of Plaster on Roof of Shop No. 4 of Ground Floor

Pre - Condition Building Survey for Construction of Underground Stations from Chandpole to Bari Chouper and reversal line



Photo 22
Peeling of Plaster on Roof of Shop No. 4 of Ground Floor



Photo 23
Damaged Portion on Roof of Passage No.1 of First Floor



Photo 24
Peeling of Plaster on Wall No. 1 of Passage No.1 of First Floor



Photo 25
Peeling of Plaster on Wall No. 2 of Passage No.1 of First Floor



Photo 26
Plaster Crack on Wall No. 4 of Passage No.2 of First Floor



Photo 27
Peeling of Plaster on Wall No. 1 of Passage No.2 of First Floor

Pre - Condition Building Survey for Construction of Underground Stations from Chandpole to Bari Chouper and reversal line



Photo 28
Peeling of Plaster on Roof & 3 of Passage No.2 of First Floor



Photo 29
Peeling of Plaster on Wall No. 3 & 1 of Passage No.2 of First Floor



Photo 30
Peeling of Plaster on Wall No. 1 of Room No. 4 of First Floor



Photo 31
Peeling of Plaster on Wall No. 2 & 3 of Room No. 4 of First Floor



Photo 32
Peeling of Plaster on Wall No. 2 & 3 of Room No. 4 of First Floor



Photo 33
Dampness/Seepage on Wall No. 4 of Temple No.1 of First Floor

Pre - Condition Building Survey for Construction of Underground Stations from Chandpole to Bari Chouper and reversal line



Photo 34
Dampness/Seepage on Wall No. 1 of Temple No.1 of First Floor



Photo 35
Damaged Portion on Roof of Temple No.1 of First Floor



Photo 36
Damaged Portion on Roof of Passage No.3 of First Floor



Photo 37
Damaged Portion on Wall No. 4 of Passage No.3 of First Floor



Photo 38
Damaged Portion on Wall No. 2 of Passage No.3 of First Floor



Photo 39
Damaged Portion on Wall No. 2 of Passage No.3 of First Floor

Pre - Condition Building Survey for Construction of Underground Stations from Chandpole to Bari Chouper and reversal line



Photo 40
Peeling of Plaster on Wall No. 1 of Passage No.3 of First Floor



Photo 41
Peeling of Plaster on Wall No. 3 of Passage No.3 of First Floor



Photo 42
Peeling of Plaster on Wall No. 3 of Passage No.3 of First Floor



Photo 43
Damaged Portion on Roof of Lobby No.1 of First Floor



Photo 44
Peeling of Plaster on Wall No. 1 of Lobby No.1 of First Floor



Photo 45
Peeling of Plaster on Wall No. 4 of Lobby No.1 of First Floor

Pre - Condition Building Survey for Construction of Underground Stations from Chandpole to Bari Chouper and reversal line



Photo 46
Peeling of Plaster on Wall No. 2 of Lobby No.1 of First Floor



Photo 47
Peeling of Plaster on Wall No. 4 of Passage No.5 of First Floor



Photo 48
Peeling of Plaster on Wall No. 2 of Passage No.5 of First Floor



Photo 49
Damaged Portion on Wall No. 1 of Passage No.8 of First Floor



Photo 50
Dampness/Seepage on Roof of Passage No.8 of First Floor



Photo 51
Peeling of Plaster on Wall No. 2 of Passage No.8 of First Floor

Pre - Condition Building Survey for Construction of Underground Stations from Chandpole to Bari Chouper and reversal line



Photo 52

Damaged Portion on Wall No. 4 of Room No. 5 of First Floor



Photo 53

Damaged Portion on Wall No. 4 of Room No. 5 of First Floor



Photo 54

Damaged Portion on Roof of Room No. 5 of First Floor



Photo 55

Damaged Portion on Wall No. 3 of Room No. 5 of First Floor



Photo 56

Damaged Portion on Wall No. 1 of Passage No.7 of First Floor



Photo 57

Damaged Portion on Wall No. 2 of Passage No.7 of First Floor

Pre - Condition Building Survey for Construction of Underground Stations from Chandpole to Bari Chouper and reversal line



Photo 58

Damaged Portion on Roof of Passage No.7 of First Floor



Photo 59

Peeling of Plaster on Wall No. 2 of Passage No.6 of First Floor



Photo 60

Peeling of Plaster on Wall No. 1 of Passage No.6 of First Floor



Photo 61

Peeling of Plaster on Wall No. 4 of Passage No.6 of First Floor



Photo 62

Dampness/Seepage on Roof of Room No. 6 of First Floor



Photo 63

Damaged Portion on Wall No. 1 of Room No. 6 of First Floor

Pre - Condition Building Survey for Construction of Underground Stations from Chandpole to Bari Chouper and reversal line



Photo 64

Damaged Portion on Wall No. 1 of Room No. 6 of First Floor



Photo 65

Damaged Portion on Wall No. 2 of Room No. 6 of First Floor



Photo 66

Damaged Portion on Wall No. 2 of Room No. 6 of First Floor



Photo 67

Damaged Portion on Wall No. 3 of Room No. 6 of First Floor



Photo 68

Damaged Portion on All wall & Roof of Lobby No.2 of First Floor



Photo 69

Damaged Portion on All wall & Roof of Lobby No.2 of First Floor

Pre - Condition Building Survey for Construction of Underground Stations from Chandpole to Bari Chouper and reversal line



Photo 70

Damaged Portion on All wall & Roof of Store of First Floor



Photo 71

Damaged Portion on Roof of Store of First Floor



Photo 72

Damaged Portion on Wall No. 1 of Passage of



Photo 73

Damaged Portion on Wall No. 2 of Passage of



Photo 74

Damaged Portion on Roof of Passage of



Photo 75

Damaged Portion on Floor of Passage of

Pre - Condition Building Survey for Construction of Underground Stations from Chandpole to Bari Chouper and reversal line



Photo 76
Damaged Portion of House No.429 of Terrace



Photo 77
Damaged Portion of House No.429 of Terrace



Photo 78
Damaged Portion of House No.429 of Terrace



Photo 79
Damaged Portion of House No.429 of Terrace



Photo 80
Damaged Portion of House No.429 of Terrace



Photo 81
Damaged Portion on Floor of House No.429 of Terrace

Pre - Condition Building Survey for Construction of Underground Stations from Chandpole to Bari Chouper and reversal line



Photo 82

Dampness/Seepage on Wall No. 2 of Bathroom No. of House No.429



Photo 83

Dampness/Seepage on Wall No. 4 of Bathroom No. of House No.429



Photo 84

Dampness/Seepage on Wall No. 3 of Room No. 2 of House No.429



Photo 85

Dampness/Seepage on Wall No. 2 of Room No. 2 of House No.429



Photo 86

Peeling of Plaster on Sun Shade of Room No. 2 of House No.429



Photo 87

Damaged Portion on Backside Wall of House No.429 of

Pre - Condition Building Survey for Construction of Underground Stations from Chandpole to Bari Chouper and reversal line



Photo 88
Damaged Portion on Backside Wall of House No.429 of



Photo 89
Damaged Portion on Backside Wall of House No.429 of



Photo 90
Shop 1 of Ground Floor Covered with Materials.



Photo 91
Shop No. 2 of Upper Ground Floor Covered with Materials.



Photo 92
Shop No. 2 of Ground Floor Covered with Materials.



Photo 93
Shop No. 4 of Ground Floor Covered with Materials & Wood

Pre - Condition Building Survey for Construction of Underground Stations from Chandpole to Bari Chouper and reversal line



Photo 94

Shop No. 4 of Ground Floor Covered with Materials & Wood



Photo 95

Shop No. 4 of Ground Floor Covered with Materials & Wood



Photo 96

Shop No. 3 of Ground Floor Covered with Materials & Wood



Photo 97

Shop No. 3 of Ground Floor Covered with Materials & Wood



Photo 98

Shop No. 3 of Ground Floor Covered with Materials & Wood



Photo 99

Roof of Shop No. 3 of Ground Floor Covered With Wood

Pre - Condition Building Survey for Construction of Underground Stations from Chandpole to Bari Chouper and reversal line



Photo 100
Shop No. 4 of Ground Floor Covered With Materials & Wood



Photo 101
Room No. 1 of First Floor Locked



Photo 102
Room No. 2 of First Floor Locked



Photo 103
Wall No. 1 of Passage No.5 of First Floor Covered With Wooden Work



Photo 104
Wall No. 1 of Passage No.5 of First Floor Covered With Wooden Work



Photo 105
Wall No. All wall & Roof of Shop No.1 of First Floor Covered With Wooden Work

Pre - Condition Building Survey for Construction of Underground Stations from Chandpole to Bari Chouper and reversal line



Photo 106

Roof of Shop No.2 of First Floor Covered With Wooden Work



Photo 107

Room No. 1 of House No.429 Locked

Pre - Condition Building Survey for Construction of Underground Stations from Chandpole to Bari Chouper and reversal line



House No. 474
Yugal Bura Bhandar
Jaipur
Unique ID: CC BC DN 0044

Report Number: AIMIL/ESG/JMCEC/CC BC DN 0044/01, Rev. 00, Dated: January 2014

Building Owner
Contractor

Mr. Khandewal
CEC

Client
Sub-Contractor

JMRC Limited
AIMIL Limited

Pre - Condition Building Survey for Construction of Underground Stations from Chandpole to Bari Chouper and reversal line

Table of Contents

S.No.	Particulars	Page No.
1	Introduction	2
2	Survey Details	2
3	About the Structure	3
4	Building Ownership Details	3
5	Project Details	4
6	General Building Details	4
7	Summary of Cracks	5
8	Summary of Defects other than Cracks	
9	Summary of Areas that Could not be surveyed	
10	Defect Photographs	
11	Schematic Diagram of Building	

Introduction

The Jaipur Metro Rail is being constructed to provide the city of Jaipur with a modern and technologically advanced Transit System, to provide a safe and well connected means of transport that reduces traffic congestion. The project consists of two corridors with underground and elevated sections.

The construction of underground rail and road infrastructures in metropolitan and cosmopolitan cities are mostly through developed area under challenging soil conditions.

The alignment of structure is passing through densely inhabited areas, many structures are falling in the zone of influence of construction activities. It is required to carry out the pre-condition survey of those structures. The scope of work of this survey includes carrying out pre-condition survey of those structures.

Survey Details

S.No.	Head	Particulars	Signatures
1	Date of Survey	12/12/2013	
2	AIMIL Representative		
3	CEC Representative		
4	Structural Designer of CEC		
5	JMRC/DMRC Representative		

Pre - Condition Building Survey for Construction of Underground Stations from Chandpole to Bari Chouper and reversal line

About the Structure

The structure under consideration is a Multi Story Load Bearing Structure having 2 floors. The structure was constructed in year 1700 and is 313 years old.

There are 5 defects in the structure out of which 0 are cracks. Category wise distribution of cracks is given in the table below. Overall the Building can be categorised in Category 0 (Negligible)

Category	Number of Cracks	% of Total Cracks
Negligible (< 0.1mm)	0	0%
Very Slight (0.1 to 1mm)	0	0%
Slight (1 to 5mm)	0	0%
Moderate (5 to 15mm)	0	0%
Severe (15 to 25mm)	0	0%
Very Severe (>25mm)	0	0%

Building Ownership Details			
Unique ID/Sub ID	Premises Name	Owner	Signatures
CC-BC/DL/0044-01	Gold Palace		
CC-BC/DL/0044-02	Gold Palace		
CC-BC/DL/0044-G-FF	Gold Palace		
CC-BC/DL/0044-03	Khdelwal Namkeen Bhandar		

Pre - Condition Building Survey for Construction of Underground Stations from Chandpole to Bari Chouper and reversal line

Project Details		
S. No.	Head	Particulars
1	Project	Jaipur Metro Rail Project
2	Section	Chandpole to Bari Chaupar
3	Client	JMRC Limited
4	Consultant	DMRC Limited
5	Contractor	CEC
6	Design Consultant of Contractor	Omikron Kappa - Indus Consultrans JV
7	Sub-Contractor	AIMIL Limited
8	Subject	Pre-Condition Survey Report

General Building Details (As informed verbally by Building Owner)		
S. No.	Head	Particulars
1	Building Name	House No. 474
2	Building Address	House No. 474 Yugal Bura Bhandar Jaipur
3	Year of Construction	1700
4	Number of Floors	G+1
5	Number of Basements	None
6	Type of Building	Commercial+Residence
7	Approximate Height	6 m
8	Approximate Area	Not Known
9	Age of Building	313 years
10	Type of Structure	Load Bearing Structure
11	Type of Foundation	Not Known
12	Number of Bore Wells	None
13	Depth and Diameter of Bore	N.A
14	Roadways	One side
15	Presence of Equipment/Machines	None

Pre - Condition Building Survey for Construction of Underground Stations from Chandpole to Bari Chouper and reversal line

Summary of Cracks						
Defect ID	Location	Orientation	Appx. Width (mm)	Appx. Length (m)	Category	Photo No.

Summary of Defects Other Than Crack			
Defect ID	Location	Description	Photo No.
1	Shop No. 474 Part B Ground Floor	Dampness/Seepage	3
2	Shop No. 474 Part B Ground Floor	Damaged Portion	4
3	Roof Shop No. 474 Part B Ground Floor	Peeling of Plaster	5
4	Roof Shop No. 474 Part B Ground Floor	Dampness/Seepage	6
5	Roof Shop No. 474 Part B Ground Floor	Dampness/Seepage	7

Summary of Areas that Could not be Surveyed			
Serial No.	Location	Description	Photo No.
1	Shop Ground Floor	Locked	8
2	Shop Ground Floor	Locked	9

Pre - Condition Building Survey for Construction of Underground Stations from Chandpole to Bari Chouper and reversal line



Photo 1
View of Shop



Photo 2
TINSLED, Ground Floor



Photo 3
Dampness/Seepage on Shop No. 474 Part B of Ground Floor



Photo 4
Damaged Portion on Shop No. 474 Part B of Ground Floor



Photo 5
Peeling of Plaster on Roof of Shop No. 474 Part B of Ground Floor



Photo 6
Dampness/Seepage on Roof of Shop No. 474 Part B of Ground Floor

Pre - Condition Building Survey for Construction of Underground Stations from Chandpole to Bari Chouper and reversal line



Photo 7

Dampness/Seepage on Roof of Shop No. 474 Part B of Ground Floor



Photo 8

Shop of Ground Floor Locked



Photo 9

Shop of Ground Floor Locked

Pre - Condition Building Survey for Construction of Underground Stations from Chandpole to Bari Chouper and reversal line



House No. 475
Yugal Bura Bhandar
Jaipur
Unique ID: CC BC DN 0045

Report Number: AIMIL/ESG/JMCEC/CC BC DN 0045/01, Rev. 00, Dated: December 2013

Building Owner
Contractor

Kailash Chand Sharma
CEC

Client
Sub-Contractor

JMRC Limited
AIMIL Limited

Pre - Condition Building Survey for Construction of Underground Stations from Chandpole to Bari Chouper and reversal line

Table of Contents

S.No.	Particulars	Page No.
1	Introduction	2
2	Survey Details	2
3	About the Structure	3
4	Building Ownership Details	3
5	Project Details	4
6	General Building Details	4
7	Summary of Cracks	5
8	Summary of Defects other than Cracks	
9	Summary of Areas that Could not be surveyed	
10	Defect Photographs	
11	Schematic Diagram of Building	

Introduction

The Jaipur Metro Rail is being constructed to provide the city of Jaipur with a modern and technologically advanced Transit System, to provide a safe and well connected means of transport that reduces traffic congestion. The project consists of two corridors with underground and elevated sections.

The construction of underground rail and road infrastructures in metropolitan and cosmopolitan cities are mostly through developed area under challenging soil conditions.

The alignment of structure is passing through densely inhabited areas, many structures are falling in the zone of influence of construction activities. It is required to carry out the pre-condition survey of those structures. The scope of work of this survey includes carrying out pre-condition survey of those structures.

Survey Details

S.No.	Head	Particulars	Signatures
1	Date of Survey	22/12/2013	
2	AIMIL Representative		
3	CEC Representative		
4	Structural Designer of CEC		
5	JMRC/DMRC Representative		

Pre - Condition Building Survey for Construction of Underground Stations from Chandpole to Bari Chouper and reversal line

About the Structure

The structure under consideration is a Multi Story Load Bearing Structure having 4 floors. The structure was constructed in year 1860 and is 153 years old.

There are 6 defects in the structure out of which 2 are cracks. Category wise distribution of cracks is given in the table below. Overall the Building can be categorised in Category I (Very Slight)

Category	Number of Cracks	% of Total Cracks
Negligible (< 0.1mm)	0	0%
Very Slight (0.1 to 1mm)	2	100%
Slight (1 to 5mm)	0	0%
Moderate (5 to 15mm)	0	0%
Severe (15 to 25mm)	0	0%
Very Severe (>25mm)	0	0%

The average width of cracks is 0.7mm and average length of cracks is 1.1m. The maximum crack width is 0.8mm and minimum width is 0.6mm.

Building Ownership Details			
Unique ID/Sub ID	Premises Name	Owner	Signatures
CC-BC/DL/0045-1	Shop No 475		
CC-BC/DL/0045-FF-TF	Shop No 476		
CC-BC/DL/0045-02	Hanuman Temple		

Pre - Condition Building Survey for Construction of Underground Stations from Chandpole to Bari Chouper and reversal line

Project Details		
S. No.	Head	Particulars
1	Project	Jaipur Metro Rail Project
2	Section	Chandpole to Bari Chaupar
3	Client	JMRC Limited
4	Consultant	DMRC Limited
5	Contractor	CEC
6	Design Consultant of Contractor	Omikron Kappa - Indus Consultrans JV
7	Sub-Contractor	AIMIL Limited
8	Subject	Pre-Condition Survey Report

General Building Details (As informed verbally by Building Owner)		
S. No.	Head	Particulars
1	Building Name	House No. 475
2	Building Address	House No. 475 Yugal Bura Bhandar Jaipur
3	Year of Construction	1860
4	Number of Floors	G+3
5	Number of Basements	None
6	Type of Building	Commercial+Residence
7	Approximate Height	12 m
8	Approximate Area	Not Known
9	Age of Building	153 years
10	Type of Structure	Load Bearing Structure
11	Type of Foundation	Not Known
12	Number of Bore Wells	None
13	Depth and Diameter of Bore	N.A
14	Roadways	Two side
15	Presence of Equipment/Machines	None

Pre - Condition Building Survey for Construction of Underground Stations from Chandpole to Bari Chouper and reversal line

Summary of Cracks						
Defect ID	Location	Orientation	Appx. Width (mm)	Appx. Length (m)	Category	Photo No.
1	Outer Wall External Façade H. No.476 First Floor	Inclined	0.6	1.2	Very Slight	9
2	Outer Wall External Façade H. No.476 First Floor	Inclined	0.8	1	Very Slight	10

Summary of Defects Other Than Crack			
Defect ID	Location	Description	Photo No.
3	Roof Shade Temple Ground Floor	Peeling of Plaster	11
4	Roof Room No. 2 First Floor	Dampness/Seepage	12
5	Outer Wall External Façade H. No.476 Second Floor	Peeling of Plaster	13
6	Outer Wall External Façade H. No.476 First Floor	Dampness/Seepage	14

Summary of Areas that Could not be Surveyed			
Serial No.	Location	Description	Photo No.
1	Wall No. 2 Room No. 2 First Floor	Covered with Material	15
2	Wall No. 1 Room No. 1 Third Floor	Covered with Material	16
3	Room No. 2 Third Floor	Covered with Material	17

Pre - Condition Building Survey for Construction of Underground Stations from Chandpole to Bari Chouper and reversal line



Photo 1
View of Building



Photo 2
View of Shop, Ground Floor



Photo 3
View of Shop No.475, Ground Floor



Photo 4
View of Temple,



Photo 5
View of Temple, Ground Floor




Photo 6
View of Room No.1, First Floor

Pre - Condition Building Survey for Construction of Underground Stations from Chandpole to Bari Chouper and reversal line



Photo 7
View of Room No.1, Second Floor



Photo 8
View of Building,



Photo 9
Inclined Crack on Wall No. of External Façade H. No.476, First Floor
Approx. Width = 0.6mm, Approx. Length = 1.2m. Distance from Leftside Wall = 1.5m, Height from Floor = 3m.



Photo 10
Inclined Crack on Outer Wall of External Façade H. No.476, First Floor
Approx. Width = 0.8mm, Approx. Length = 1m. Distance from Leftside Wall = 0.1m, Height from Floor = 3m.



Photo 11
Peeling of Plaster on Roof Shade of Temple of Ground Floor



Photo 12
Dampness/Seepage on Roof of Room No. 2 of First Floor

Pre - Condition Building Survey for Construction of Underground Stations from Chandpole to Bari Chouper and reversal line



Photo 13
Peeling of Plaster on Outer Wall of External Façade H. No.476 of Second Floor



Photo 14
Dampness/Seepage on Outer Wall of External Façade H. No.476 of First Floor



Photo 15
Wall No. 2 of Room No. 2 of First Floor Covered with Material



Photo 16
Wall No. 1 of Room No. 1 of Third Floor



Photo 17
Room No. 2 of Third Floor

Pre - Condition Building Survey for Construction of Underground Stations from Chandpole to Bari Chouper and reversal line



House No. 478 & Shop
Yugal Bura Bhandar
Jaipur
Unique ID: CC BC DN 0046

Report Number: AIMIL/ESG/JMCEC/CC BC DN 0046/01, Rev. 00, Dated: January 2014

Building Owner
Contractor

Various Owners
CEC

Client
Sub-Contractor

JMRC Limited
AIMIL Limited

Pre - Condition Building Survey for Construction of Underground Stations from Chandpole to Bari Chouper and reversal line

Table of Contents

S.No.	Particulars	Page No.
1	Introduction	2
2	Survey Details	2
3	About the Structure	3
4	Building Ownership Details	3
5	Project Details	4
6	General Building Details	4
7	Summary of Cracks	5
8	Summary of Defects other than Cracks	
9	Summary of Areas that Could not be surveyed	
10	Defect Photographs	
11	Schematic Diagram of Building	

Introduction

The Jaipur Metro Rail is being constructed to provide the city of Jaipur with a modern and technologically advanced Transit System, to provide a safe and well connected means of transport that reduces traffic congestion. The project consists of two corridors with underground and elevated sections.

The construction of underground rail and road infrastructures in metropolitan and cosmopolitan cities are mostly through developed area under challenging soil conditions.

The alignment of structure is passing through densely inhabited areas, many structures are falling in the zone of influence of construction activities. It is required to carry out the pre-condition survey of those structures. The scope of work of this survey includes carrying out pre-condition survey of those structures.

Survey Details

S.No.	Head	Particulars	Signatures
1	Date of Survey	12/12/2013	
2	AIMIL Representative		
3	CEC Representative		
4	Structural Designer of CEC		
5	JMRC/DMRC Representative		

Pre - Condition Building Survey for Construction of Underground Stations from Chandpole to Bari Chouper and reversal line

About the Structure

The structure under consideration is a Multi Story Load Bearing Structure having 3 floors. The structure was constructed in year 1700 and is 313 years old.

There are 78 defects in the structure out of which 6 are cracks. Category wise distribution of cracks is given in the table below. Overall the Building can be categorised in Category II (Slight)

Category	Number of Cracks	% of Total Cracks
Negligible (< 0.1mm)	0	0%
Very Slight (0.1 to 1mm)	4	66.67%
Slight (1 to 5mm)	2	33.33%
Moderate (5 to 15mm)	0	0%
Severe (15 to 25mm)	0	0%
Very Severe (>25mm)	0	0%

The average width of cracks is 0.87mm and average length of cracks is 2.02m. The maximum crack width is 2mm and minimum width is 0.2mm.

Building Ownership Details			
Unique ID/Sub ID	Premises Name	Owner	Signatures
CC-BC/DL/0046-G-SF	Jaikrishna Sharma		
CC-BC/DL/0046-1	Jaikrishna Sharma		

Pre - Condition Building Survey for Construction of Underground Stations from Chandpole to Bari Chouper and reversal line

Project Details		
S. No.	Head	Particulars
1	Project	Jaipur Metro Rail Project
2	Section	Chandpole to Bari Chaupar
3	Client	JMRC Limited
4	Consultant	DMRC Limited
5	Contractor	CEC
6	Design Consultant of Contractor	Omikron Kappa - Indus Consultrans JV
7	Sub-Contractor	AIMIL Limited
8	Subject	Pre-Condition Survey Report

General Building Details (As informed verbally by Building Owner)		
S. No.	Head	Particulars
1	Building Name	House No. 478 & Shop
2	Building Address	House No. 478 & Shop Yugal Bura Bhandar Jaipur
3	Year of Construction	1700
4	Number of Floors	G+2
5	Number of Basements	None
6	Type of Building	Commercial+Residence
7	Approximate Height	6 m
8	Approximate Area	Not Known
9	Age of Building	313 years
10	Type of Structure	Load Bearing Structure
11	Type of Foundation	Not Known
12	Number of Bore Wells	None
13	Depth and Diameter of Bore	N.A
14	Roadways	One side
15	Presence of Equipment/Machines	None

Pre - Condition Building Survey for Construction of Underground Stations from Chandpole to Bari Chouper and reversal line

Summary of Cracks						
Defect ID	Location	Orientation	Appx. Width (mm)	Appx. Length (m)	Category	Photo No.
1	Stair Case GF to FF Ground Floor	Inclined	0.4	1.7	Very Slight	6, 6A
2	Room No. 3 First Floor	Inclined	0.2	1.4	Very Slight	7
3	Roof Room No. 3 First Floor	Horizontal	0.5	2.2	Very Slight	8
4	Roof & Wall No. 4 Room No. 4 First Floor	Inclined	0.6	1.3	Very Slight	9, 9A
5	Room No. 4 First Floor	Vertical	2	2.5	Slight	10
6	Roof House No. 478, Stair FF to SF	Inclined	1.5	3	Slight	11, 11A

Summary of Defects Other Than Crack			
Defect ID	Location	Description	Photo No.
7	Roof & Wall No. 3 Passage 1 House No. 478, Ground Floor	Damaged Portion	12
8	Roof & Wall No.3 Passage 1 House No. 478, Ground Floor	Damaged Portion	13
9	Passage 1 House No. 478, Ground Floor	Peeling of Plaster	14
10	Open Area 1 House No. 478, Ground Floor	Peeling of Plaster	15
11	Bathroom Ground Floor	Dampness/Seepage	16
12	Open Area House No. 478, Ground Floor	Damaged Portion	17
13	Open Area House No. 478, Ground Floor	Dampness/Seepage	18
14	Open Area House No. 478, Ground Floor	Damaged Portion	19
15	Open Area House No. 478, Ground Floor	Damaged Portion	20
16	Sunshade Open Area House No. 478, Ground Floor	Damaged Portion	21
17	Sunshade Open Area House No. 478, Ground Floor	Damaged Portion	22
18	Sunshade Open Area House No. 478, Ground Floor	Damaged Portion	23
19	Sunshade Passage 1 House No. 478, Ground Floor	Damaged Portion	24
20	Stair Case GF to FF Ground Floor	Peeling of Plaster	25
21	Stair Case GF to FF Ground Floor	Peeling of Plaster	26
22	Roof House No. 478, Stair FF to SF	Peeling of Plaster	27
23	Step House No. 478, Stair FF to SF	Peeling of Plaster	28
24	Step House No. 478, Stair FF to SF	Peeling of Plaster	29
25	Roof Hall No. 1 First Floor	Damaged Portion	30
26	Roof Hall No. 1 First Floor	Peeling of Plaster	31
27	Roof Hall No. 1 First Floor	Peeling of Plaster	32
28	Roof Hall No. 1 First Floor	Damaged Portion	33
29	Roof Hall No. 1 First Floor	Peeling of Plaster	34
30	Roof & Wall No.4 Room No. 4 First Floor	Dampness/Seepage	35
31	Room No. 4 First Floor	Dampness/Seepage	36
32	Roof Room No. 6 First Floor	Peeling of Plaster	37
33	Roof Room No. 6 First Floor	Peeling of Plaster	38
34	Roof Balcony House No. 478, First Floor	Dampness/Seepage	39
35	Roof Room No. 5 First Floor	Peeling of Plaster	40
36	All Walls & Wall No. 4 Room No. 7 First Floor	Peeling of Plaster	41
37	All Walls & 4 Room No. 7 First Floor	Dampness/Seepage	42

38	Open Area House No. 478, First Floor	Damaged Portion	43
39	Open Area House No. 478, First Floor	Damaged Portion	44
40	Open Area House No. 478, First Floor	Damaged Portion	45
41	Sunshade Open Area House No. 478, First Floor	Damaged Portion	46
42	All Walls House No. 478, Stair FF to SF	Dampness/Seepage	47
43	Roof House No. 478, Stair FF to SF	Dampness/Seepage	48
44	Roof House No. 478, Stair FF to SF	Peeling of Plaster	49
45	Roof House No. 478, Stair FF to SF	Peeling of Plaster	50
46	Roof House No. 478, Stair FF to SF	Peeling of Plaster	51
47	Roof Varanda 1 House No. 478, Second Floor	Damaged Portion	52
48	Roof Varanda 1 House No. 478, Second Floor	Damaged Portion	53
49	Roof Varanda 1 House No. 478, Second Floor	Damaged Portion	54
50	Roof Varanda 1 House No. 478, Second Floor	Damaged Portion	55
51	Roof Varanda 1 House No. 478, Second Floor	Damaged Portion	56
52	Roof & All wall Room No. 1 Second Floor	Damaged Portion	57
53	Roof & All wall Room No. 1 Second Floor	Dampness/Seepage	58
54	Roof Room No. 2 Second Floor	Damaged Portion	59
55	Roof Kitchen House No. 478, Second Floor	Damaged Portion	60
56	Roof Open Area 1 House No. 478, Second Floor	Damaged Portion	61
57	Roof Open Area 1 House No. 478, Second Floor	Damaged Portion	62
58	Sunshade & Wall No1 Open Area 1 House No. 478, Second Floor	Damaged Portion	63
59	Sunshade & Wall No1 Open Area 1 House No. 478, Second Floor	Damaged Portion	64
60	Sunshade & 1 Open Area 1 House No. 478, Second Floor	Damaged Portion	65
61	Sunshade & Wall No1 Open Area 1 House No. 478, Second Floor	Damaged Portion	66
62	Sunshade & Wall No.1 Open Area 1 House No. 478, Second Floor	Damaged Portion	67
63	Sunshade & Wall No.1 Open Area 1 House No. 478, Second Floor	Damaged Portion	68
64	Sunshade & Wall No.1 Open Area 1 House No. 478, Second Floor	Damaged Portion	69
65	Sunshade & Wall No. 1 Open Area 1 House No. 478, Second Floor	Damaged Portion	70
66	Room No. 4 Second Floor	Damaged Portion	71
67	Room No. 5 Second Floor	Damaged Portion	72
68	Sunshade Open Area 2 House No. 478, Second Floor	Damaged Portion	73
69	Sunshade House No. 478, Stair SF to Terrace	Damaged Portion	74
70	Sunshade House No. 478, Stair SF to Terrace	Damaged Portion	75
71	Sunshade Passage House No. 478, Second Floor	Damaged Portion	76
72	Sunshade Passage House No. 478, Second Floor	Damaged Portion	77
73	Shop 1 Ground Floor	Dampness/Seepage	78
74	All Wall Shop 1 Ground Floor	Damaged Portion	79
75	Roof Shop 1 Ground Floor	Damaged Portion	80
76	Front Side Wall External Façade	Damaged Portion	81
77	Front Side Wall External Façade	Peeling of Plaster	82
78	Front Side Wall External Façade	Peeling of Plaster	83

Summary of Areas that Could not be Surveyed			
Serial No.	Location	Description	Photo No.
1	Room No. 1 Ground Floor	Covered	84
2	Room No. 2 Ground Floor	Covered	85

3	Room No. 6 Ground Floor	Covered	86
4	All Wall Room No. 4 Ground Floor	Covered With Wood & Material	87
5	Room No. 5 Ground Floor	Covered With Wood & Material	88
6	Room No. 3 Ground Floor	Covered	89
7	Hall No. 1 Ground Floor	Covered	90
8	Bathroom Ground Floor	Covered	91
9	Shop Area House No. 478, Ground Floor	Covered	92
10	Shop Area House No. 478, Ground Floor	0	93
11	Room No. 6 Ground Floor	Covered	94
12	Room No. 1 First Floor	Covered	95
13	Room No. 2 First Floor	Covered	96
14	Kitchen 1 House No. 478, First Floor	Covered With Tiles	97
15	All Walls Room No. 5 First Floor	Covered With Materials	98
16	All Walls Bathroom No. 1 First Floor	Covered With Tiles.	99
17	Room No. 8 First Floor	Covered	100
18	Room No. 9 First Floor	Covered	101
19	Roof & All wall Room No. 1 Second Floor	Covered	102
20	Roof Room No. 2 Second Floor	Covered	103
21	Sunshade Open Area 1 House No. 478, Second Floor	Covered	104
22	Room No. 3 Second Floor	Covered	105
23	Floor Terrace House No. 478, Terrace	Covered With Materials	106
24	Front Side Wall External Façade	Covered With Wood	107
25	Shop 2 Ground Floor	Covered With Wood	108
26	All Wall Shop 2 Ground Floor		109



Pre - Condition Building Survey for Construction of Underground Stations from Chandpole to Bari Chouper and reversal line



Photo 1
View of Shop



Photo 2
Store, House No. 478, First Floor



Photo 3
House No. 478, House No. 478, Second Floor



Photo 4
Shop 1, House No. 478, Second Floor



Photo 5
View of Shop No. 2



Photo 6
Inclined Crack on Stair Case GF to FF, Ground Floor, Approx. Width = 0.4mm, Approx. Length = 1.7m.
Distance from W2 = 0.4m, Height from Floor = 1m.

Pre - Condition Building Survey for Construction of Underground Stations from Chandpole to Bari Chouper and reversal line



Photo 6A

Inclined Crack on Stair Case GF to FF, Ground Floor, Approx. Width = 0.4mm, Approx. Length = 1.7m.
Distance from W2 = 0.4m, Height from Floor = 1m.



Photo 7

Inclined Crack on Room No. 3, First Floor, Approx. Width = 0.2mm, Approx. Length = 1.4m.
Distance from W2 = 1m, Height from Floor = 2.1m.



Photo 8

Horizontal Crack on Roof of Room No. 3, First Floor, Approx. Width = 0.5mm, Approx. Length = 2.2m.
Distance from W2 = 1.2m, Height from Floor = 2.5m.



Photo 9

Inclined Crack on Roof & Wall No.4 of Room No. 4, First Floor, Approx. Width = 0.6mm, Approx. Length = 1.3m.
Distance from W1 = 0.25m, Height from Floor = 2m.



Photo 9A

Inclined Crack on Roof & Wall No.4 of Room No. 4, First Floor, Approx. Width = 0.6mm, Approx. Length = 1.3m.
Distance from W1 = 0.25m, Height from Floor = 2m.



Photo 10

Vertical Crack on Room No. 4, First Floor, Approx. Width = 2mm, Approx. Length = 2.5m.
Distance from W1 = 0m, Height from Floor = 0m.

Pre - Condition Building Survey for Construction of Underground Stations from Chandpole to Bari Chouper and reversal line



Photo 11

Inclined Crack on Roof of House No. 478, Stair FF to SF, Approx. Width = 1.5mm, Approx. Length = 3m.
Distance from W2 = 0.1m, Height from Floor = 0m.



Photo 11A

Inclined Crack on Roof of , House No. 478, Stair FF to SF, Approx. Width = 1.5mm, Approx. Length = 3m.
Distance from W2 = 0.1m, Height from Floor = 0m.



Photo 12

Damaged Portion on Roof & Wall No. 3 of Passage 1 of House No. 478, Ground Floor



Photo 13

Damaged Portion on Roof & Wall No.3 of Passage 1 of House No. 478, Ground Floor



Photo 14

Peeling of Plaster on Passage 1 of House No. 478, Ground Floor



Photo 15

Peeling of Plaster on Open Area 1 of House No. 478, Ground Floor

Pre - Condition Building Survey for Construction of Underground Stations from Chandpole to Bari Chouper and reversal line



Photo 16
Dampness/Seepage on Bathroom of Ground Floor



Photo 17
Damaged Portion on Open Area of House No. 478, Ground Floor



Photo 18
Dampness/Seepage on Open Area of House No. 478, Ground Floor



Photo 19
Damaged Portion on Open Area of House No. 478, Ground Floor



Photo 20
Damaged Portion on Open Area of House No. 478, Ground Floor



Photo 21
Damaged Portion on Sunshade of Open Area of House No. 478, Ground Floor

Pre - Condition Building Survey for Construction of Underground Stations from Chandpole to Bari Chouper and reversal line



Photo 22

Damaged Portion on Sunshade of Open Area of House No. 478, Ground Floor



Photo 23

Damaged Portion on Sunshade of Open Area of House No. 478, Ground Floor



Photo 24

Damaged Portion on Sunshade of Passage 1 of House No. 478, Ground Floor



Photo 25

Peeling of Plaster on Stair Case GF to FF of Ground Floor



Photo 26

Peeling of Plaster on Stair Case GF to FF of Ground Floor



Photo 27

Peeling of Plaster on Roof of House No. 478, Stair FF to SF

Pre - Condition Building Survey for Construction of Underground Stations from Chandpole to Bari Chouper and reversal line



Photo 28

Peeling of Plaster on Step of House No. 478, Stair FF to SF



Photo 29

Peeling of Plaster on Step of House No. 478, Stair FF to SF



Photo 30

Damaged Portion on Roof of Hall No. 1 of First Floor



Photo 31

Peeling of Plaster on Roof of Hall No. 1 of First Floor



Photo 32

Peeling of Plaster on Roof of Hall No. 1 of First Floor



Photo 33

Damaged Portion on Roof of Hall No. 1 of First Floor

Pre - Condition Building Survey for Construction of Underground Stations from Chandpole to Bari Chouper and reversal line



Photo 34
Peeling of Plaster on Roof of Hall No. 1 of First Floor



Photo 35
Dampness/Seepage on Roof & Wall No. 4 of Room No. 4 of First Floor



Photo 36
Dampness/Seepage on Room No. 4 of First Floor



Photo 37
Peeling of Plaster on Roof of Room No. 6 of First Floor



Photo 38
Peeling of Plaster on Roof of Room No. 6 of First Floor



Photo 39
Dampness/Seepage on Roof of Balcony of House No. 478, First Floor

Pre - Condition Building Survey for Construction of Underground Stations from Chandpole to Bari Chouper and reversal line



Photo 40
Peeling of Plaster on Roof of Room No. 5 of First Floor



Photo 41
Peeling of Plaster on All Walls & Wall No.4 of Room No. 7 of First Floor



Photo 42
Dampness/Seepage on All Walls & Wall No. 4 of Room No. 7 of First Floor



Photo 43
Damaged Portion on Open Area of House No. 478, First Floor



Photo 44
Damaged Portion on Open Area of House No. 478, First Floor



Photo 45
Damaged Portion on Open Area of House No. 478, First Floor

Pre - Condition Building Survey for Construction of Underground Stations from Chandpole to Bari Chouper and reversal line



Photo 46

Damaged Portion on Sunshade of Open Area of House No. 478, First Floor



Photo 47

Dampness/Seepage on All Walls of House No. 478, Stair FF to SF



Photo 48

Dampness/Seepage on Roof of House No. 478, Stair FF to SF



Photo 49

Peeling of Plaster on Roof of House No. 478, Stair FF to SF



Photo 50

Peeling of Plaster on Roof of House No. 478, Stair FF to SF



Photo 51

Peeling of Plaster on Roof of House No. 478, Stair FF to SF

Pre - Condition Building Survey for Construction of Underground Stations from Chandpole to Bari Chouper and reversal line



Photo 52

Damaged Portion on Roof of Varanda 1 of House No. 478, Second Floor



Photo 53

Damaged Portion on Roof of Varanda 1 of House No. 478, Second Floor



Photo 54

Damaged Portion on Roof of Varanda 1 of House No. 478, Second Floor



Photo 55

Damaged Portion on Roof of Varanda 1 of House No. 478, Second Floor




Photo 56

Damaged Portion on Roof of Varanda 1 of House No. 478, Second Floor



Photo 57

Damaged Portion on Roof & All wall of Room No. 1 of Second Floor

Pre - Condition Building Survey for Construction of Underground Stations from Chandpole to Bari Chouper and reversal line



Photo 58

Dampness/Seepage on Roof & All wall of Room No. 1 of Second Floor



Photo 59

Damaged Portion on Roof of Room No. 2 of Second Floor



Photo 60

Damaged Portion on Roof of Kitchen of House No. 478, Second Floor



Photo 61

Damaged Portion on Roof of Open Area 1 of House No. 478, Second Floor



Photo 62

Damaged Portion on Roof of Open Area 1 of House No. 478, Second Floor



Photo 63

Damaged Portion on Sunshade & Wall No.1 of Open Area 1 of House No. 478, Second Floor

Pre - Condition Building Survey for Construction of Underground Stations from Chandpole to Bari Chouper and reversal line



Photo 64

Damaged Portion on Sunshade & Wall No.1 of Open Area 1 of House No. 478, Second Floor



Photo 65

Damaged Portion on Sunshade & Wall No.1 of Open Area 1 of House No. 478, Second Floor



Photo 66

Damaged Portion on Sunshade & Wall No. 1 of Open Area 1 of House No. 478, Second Floor



Photo 67

Damaged Portion on Sunshade & Wall No. 1 of Open Area 1 of House No. 478, Second Floor



Photo 68

Damaged Portion on Sunshade & Wall No.1 of Open Area 1 of House No. 478, Second Floor



Photo 69

Damaged Portion on Sunshade & Wall No.1 of Open Area 1 of House No. 478, Second Floor

Pre - Condition Building Survey for Construction of Underground Stations from Chandpole to Bari Chouper and reversal line



Photo 70

Damaged Portion on Sunshade & Wall No.1 of Open Area 1 of House No. 478, Second Floor



Photo 71

Damaged Portion on Room No. 4 of Second Floor



Photo 72

Damaged Portion of Room No. 5 of Second Floor



Photo 73

Damaged Portion on Sunshade of Open Area 2 of House No. 478, Second Floor



Photo 74

Damaged Portion on Sunshade of House No. 478, Stair SF to Terrace



Photo 75

Damaged Portion on Sunshade of House No. 478, Stair SF to Terrace

Pre - Condition Building Survey for Construction of Underground Stations from Chandpole to Bari Chouper and reversal line



Photo 76

Damaged Portion on Sunshade of Passage of House No. 478, Second Floor



Photo 77

Damaged Portion on Sunshade of Passage of House No. 478, Second Floor



Photo 78

Dampness/Seepage on Shop 1 of Ground Floor



Photo 79

Damaged Portion on All Wall of Shop 1 of Ground Floor



Photo 80

Damaged Portion on Roof of Shop 1 of Ground Floor



Photo 81

Damaged Portion on Front Side Wall of External Façade

Pre - Condition Building Survey for Construction of Underground Stations from Chandpole to Bari Chouper and reversal line



Photo 82
Peeling of Plaster on Front Side Wall of External Façade



Photo 83
Peeling of Plaster on Front Side Wall of External Façade



Photo 84
Room No. 1 of Ground Floor Covered



Photo 85
Room No. 2 of Ground Floor Covered



Photo 86
Room No. 6 of Ground Floor Covered



Photo 87
All Wall of Room No. 4 of Ground Floor Covered With Wood & Material

Pre - Condition Building Survey for Construction of Underground Stations from Chandpole to Bari Chouper and reversal line



Photo 88

Room No. 5 of Ground Floor Covered With Wood & Material



Photo 89

Room No. 3 of Ground Floor Covered



Photo 90

Hall No. 1 of Ground Floor Covered



Photo 91

Bathroom No. 1 of Ground Floor Covered




Photo 92

Shop Area of House No. 478, Ground Floor Covered



Photo 93

Shop Area of House No. 478, Ground Floor 0

Pre - Condition Building Survey for Construction of Underground Stations from Chandpole to Bari Chouper and reversal line



Photo 94
Room No. 6 of Ground Floor Covered



Photo 95
Room No. 1 of First Floor Covered



Photo 96
Room No. 2 of First Floor Covered



Photo 97
Kitchen 1 of House No. 478, First Floor Covered With Tiles



Photo 98
All Walls of Room No. 5 of First Floor Covered With Materials



Photo 99
All Walls of Bathroom No. 1 of First Floor Covered With Tiles.

Pre - Condition Building Survey for Construction of Underground Stations from Chandpole to Bari Chouper and reversal line



Photo 100
Room No. 8 of First Floor Covered



Photo 101
Room No. 9 of First Floor Covered



Photo 102
Roof & All wall of Room No. 1 of Second Floor Covered



Photo 103
Roof of Room No. 2 of Second Floor Covered



Photo 104
Sunshade of Open Area 1 of House No. 478, Second Floor Covered



Photo 105
Room No. 3 of Second Floor Covered

Pre - Condition Building Survey for Construction of Underground Stations from Chandpole to Bari Chouper and reversal line



Photo 106

Floor of Terrace of House No. 478, Terrace Covered With Materials



Photo 107

Front Side Wall of External Façade of Covered With Wood



Photo 108

Shop 2 of Ground Floor Covered With Wood



Photo 109

All Wall of Shop 2 of Ground Floor

Pre - Condition Building Survey for Construction of Underground Stations from Chandpole to Bari Chouper and reversal line



Temple / House No 479/ Shops
Hanuman Ji ka Rasta, Tripolia Bazar
Jaipur
Unique ID: CC BC DN 0051

Report Number: AIMIL/ESG/JMCEC/CC BC DN 0051/01, Rev. 00, Dated: January 2014

Building Owner
Contractor

Various Owner
CEC

Client
Sub-Contractor

JMRC Limited
AIMIL Limited

Pre - Condition Building Survey for Construction of Underground Stations from Chandpole to Bari Chouper and reversal line

Table of Contents

S.No.	Particulars	Page No.
1	Introduction	2
2	Survey Details	2
3	About the Structure	3
4	Building Ownership Details	3
5	Project Details	4
6	General Building Details	4
7	Summary of Cracks	5
8	Summary of Defects other than Cracks	
9	Summary of Areas that Could not be surveyed	
10	Defect Photographs	
11	Schematic Diagram of Building	

Introduction

The Jaipur Metro Rail is being constructed to provide the city of Jaipur with a modern and technologically advanced Transit System, to provide a safe and well connected means of transport that reduces traffic congestion. The project consists of two corridors with underground and elevated sections.

The construction of underground rail and road infrastructures in metropolitan and cosmopolitan cities are mostly through developed area under challenging soil conditions.

The alignment of structure is passing through densely inhabited areas, many structures are falling in the zone of influence of construction activities. It is required to carry out the pre-condition survey of those structures. The scope of work of this survey includes carrying out pre-condition survey of those structures.

Survey Details

S.No.	Head	Particulars	Signatures
1	Date of Survey	22/12/2013	
2	AIMIL Representative		
3	CEC Representative		
4	Structural Designer of CEC		
5	JMRC/DMRC Representative		

Pre - Condition Building Survey for Construction of Underground Stations from Chandpole to Bari Chouper and reversal line

About the Structure

The structure under consideration is a Multi Story Load Bearing Structure having 3 floors. The structure was constructed in year 1913 and is 100 years old.

There are 79 defects in the structure out of which 14 are cracks. Category wise distribution of cracks is given in the table below. Overall the Building can be categorised in Category III (Moderate)

Category	Number of Cracks	% of Total Cracks
Negligible (< 0.1mm)	0	0%
Very Slight (0.1 to 1mm)	6	42.86%
Slight (1 to 5mm)	6	42.86%
Moderate (5 to 15mm)	2	14.29%
Severe (15 to 25mm)	0	0%
Very Severe (>25mm)	0	0%

The average width of cracks is 1.9mm and average length of cracks is 1.66m. The maximum crack width is 8mm and minimum width is 0.2mm.

Building Ownership Details			
Unique ID/Sub ID	Premises Name	Owner	Signatures
CC-BC/DL/0051-G-SF	Sitaram Ji ka Mandir		
CC-BC/DL/0051-01	Nathu Lal Restaurant		
CC-BC/DL/0051-02	Nathu Lal Cycle Works		

Pre - Condition Building Survey for Construction of Underground Stations from Chandpole to Bari Chouper and reversal line

Project Details		
S. No.	Head	Particulars
1	Project	Jaipur Metro Rail Project
2	Section	Chandpole to Bari Chaupar
3	Client	JMRC Limited
4	Consultant	DMRC Limited
5	Contractor	CEC
6	Design Consultant of Contractor	Omikron Kappa - Indus Consultrans JV
7	Sub-Contractor	AIMIL Limited
8	Subject	Pre-Condition Survey Report

General Building Details (As informed verbally by Building Owner)		
S. No.	Head	Particulars
1	Building Name	Temple / Shops/ House no 479
2	Building Address	Hanuman ji ka Rasta, Tripolia Bazar, Jaipur
3	Year of Construction	1913
4	Number of Floors	G+2
5	Number of Basements	None
6	Type of Building	Religious + Commercial
7	Approximate Height	10 m
8	Approximate Area	Not Known
9	Age of Building	100 years
10	Type of Structure	Load Bearing Structure
11	Type of Foundation	Not Known
12	Number of Bore Wells	None
13	Depth and Diameter of Bore	N.A
14	Roadways	Two side
15	Presence of Equipment/Machines	None

Pre - Condition Building Survey for Construction of Underground Stations from Chandpole to Bari Chouper and reversal line

Summary of Cracks						
Defect ID	Location	Orientation	Appx. Width (mm)	Appx. Length (m)	Category	Photo No.
1	Open Sky House No. 483, First Floor	Inclined	0.4	0.9	Very Slight	4
2	Wall No.4 & Sunshade Open Sky House No. 483, First Floor	Inclined	5	2.5	Moderate	5
3	Wall No.4 & Roof Vrand House No. 483, First Floor	Inclined	2	2	Slight	6
4	Wall No.4& Roof Vrand House No. 483, First Floor	Inclined	2	2	Slight	7
5	Wall No.2& Roof Vrand House No. 483, First Floor	Inclined	8	0.8	Moderate	8, 8A
6	Wall No. 2& Roof Vrand House No. 483, First Floor	Inclined	0.4	0.3	Very Slight	9, 9A
7	Wall No. 2 &Roof Vrand House No. 483, First Floor	Inclined	0.2	2	Very Slight	10, 10A
8	Wall No.2 & Roof Sky open House No. 483, First Floor	Vertical	0.5	3.5	Very Slight	11, 11A
9	Roof Vrand-2 House No. 483, First Floor	Horizontal	0.35	2.5	Very Slight	12
10	Wall No.4 & Roof Vrand-2 House No. 483, First Floor	Horizontal	0.4	2	Very Slight	13
11	Roof Room No. 1 First Floor	Horizontal	2.5	0.5	Slight	14, 14A
12	Back Side House No. 483, Ground Floor	Inclined	2	2	Slight	15
13	Back Side House No. 483, Ground Floor	Inclined	1.8	1	Slight	16
14	Back Side House No. 483, Ground Floor	Inclined	1	1.2	Slight	17

Summary of Defects Other Than Crack			
Defect ID	Location	Description	Photo No.
15	Roof Vrand House No. 483, First Floor	Peeling of Plaster	18
16	Wall No. 2 &Roof Vrand House No. 483, First Floor	Peeling of Plaster	19
17	Wall No. 4 & Roof Store House No. 483, First Floor	Dampness/Seepage	20
18	Wall No.4 & Roof Store House No. 483, First Floor	Dampness/Seepage	21
19	Floor Vrand-2 House No. 483, First Floor	Dampness/Seepage	22
20	Roof Room No. 1 First Floor	Peeling of Plaster	23
21	Roof Room No. 1 First Floor	Peeling of Plaster	24
22	Roof Room No. 1 First Floor	Dampness/Seepage	25
23	Roof Room No. 2 House No. 483, First Floor	Dampness/Seepage	26
24	Wall No.2& Roof Kitchen House No. 483, First Floor	Dampness/Seepage	27
25	Wall No.3 & Roof Kitchen House No. 483, First Floor	Dampness/Seepage	28
26	Wall No.3 & Roof Kitchen House No. 483, First Floor	Peeling of Plaster	29
27	Wall No.4& Roof Room No. 3 First Floor	Peeling of Plaster	30
28	Roof Room No. 4 First Floor	Peeling of Plaster	31
29	Roof Lobby1 House No. 483, First Floor	Peeling of Plaster	32
30	Roof Bathroom First Floor	Dampness/Seepage	33
31	Roof Bathroom First Floor	Dampness/Seepage	34
32	Wall No.1& Roof Sky Open Vrand-3 House No. 483, First Floor	Peeling of Plaster	35
33	Parapet wall Sky Open Vrand-3 House No. 483, First Floor	Dampness/Seepage	36
34	Parapet wall Sky Open Vrand-3 House No. 483, First Floor	Dampness/Seepage	37
35	Parapet wall Sky Open Vrand-3 House No. 483, First Floor	Dampness/Seepage	38
36	Parapet wall Stair Case House No. 483, First Floor	Dampness/Seepage	39

37	Parapet wall Stair Case House No. 483, First Floor	Dampness/Seepage	40
38	Parapet wall Stair Case Second Floor	Dampness/Seepage	41
39	Lobby2 House No. 483, Second Floor	Dampness/Seepage	42
40	Room No. 1 Second Floor	Dampness/Seepage	43
41	Roof Lobby-1 House No. 483, Second Floor	Peeling of Plaster	44
42	Roof Lobby-1 House No. 483, Second Floor	Peeling of Plaster	45
43	Room No. 3 Second Floor	Dampness/Seepage	46
44	All Walls & Shade Open Sky House No. 483, Second Floor	Dampness/Seepage	47
45	All Walls & Shade Open Sky House No. 483, Second Floor	Dampness/Seepage	48
46	All Walls & Shade Open Sky House No. 483, Second Floor	Dampness/Seepage	49
47	All Walls & Shade Stair Case S/F to Terrace House No. 483, Second Floor	Dampness/Seepage	50
48	All Walls & Shade Stair Case GF to FF House No. 483, Ground Floor	Peeling of Plaster	51
49	All Walls & Shade Stair Case GF to FF House No. 483, Ground Floor	Peeling of Plaster	52
50	All Walls & Shade Stair Case GF to FF House No. 483, Ground Floor	Dampness/Seepage	53
51	All Walls & Shade Stair Case GF to FF House No. 483, Ground Floor	Dampness/Seepage	54
52	Room No. 1 & 2 Ground Floor	Dampness/Seepage	55
53	Room No. 1 & 2 Ground Floor	Dampness/Seepage	56
54	Room No. 1 & 2 Ground Floor	Dampness/Seepage	57
55	Room No. 4 Ground Floor	Dampness/Seepage	58
56	Room No. 4 Ground Floor	Dampness/Seepage	59
57	Sky open House No. 483, Ground Floor	Dampness/Seepage	60
58	Sky open House No. 483, Ground Floor	Dampness/Seepage	61
59	Sky open House No. 483, Ground Floor	Dampness/Seepage	62
60	Sky open Sunshade House No. 483, Ground Floor	Dampness/Seepage	63
61	Sky open Sunshade House No. 483, Ground Floor	Dampness/Seepage	64
62	Sky open Sunshade House No. 483, Ground Floor	Dampness/Seepage	65
63	Roof Lobby House No. 483, Ground Floor	Dampness/Seepage	66
64	Roof Lobby House No. 483, Ground Floor	Dampness/Seepage	67
65	Roof Lobby House No. 483, Ground Floor	Dampness/Seepage	68
66	All Wall Bathroom Ground Floor	Peeling of Plaster	69
67	Back Side House No. 483, Ground Floor	Peeling of Plaster	70
68	Back Side House No. 483, Ground Floor	Dampness/Seepage	71
69	House No.483 Ground Floor	Dampness/Seepage	72
70	Main Stair Case House No. 483, Ground Floor	Dampness/Seepage	73
71	Main Stair Case House No. 483, Ground Floor	Dampness/Seepage	74
72	Main Stair Case House No. 483, Ground Floor	Dampness/Seepage	75
73	Main Stair Case House No. 483, Ground Floor	Dampness/Seepage	76
74	Main Stair Case House No. 483, Ground Floor	Peeling of Plaster	77
75	Store House No. 483, Ground Floor	Peeling of Plaster	78
76	Roof Shop-1 House No. 483, Ground Floor	Peeling of Plaster	79
77	Wall No. 3& Roof Shop-1 House No. 483, Ground Floor	Peeling of Plaster	80
78	Wall No.3& Roof Shop-1 House No. 483, Ground Floor	Peeling of Plaster	81
79	Shop-1 House No. 483, Ground Floor	Peeling of Plaster	82

Summary of Areas that Could not be Surveyed			
Serial No.	Location	Description	Photo No.
1	Temple House No. 483, First Floor	Main Temple Room Locked	83
2	Room No. 2 Second Floor	Locked	84

3	Room No. 4 Second Floor	Locked	85
4	Room No. 4 Second Floor	Locked	86
5	A-1, A-2, House No. 483, Ground Floor		87
6	Room No. 3 Ground Floor	Locked	88
7	Passage House No. 483, Ground Floor		89
8	Main Stair Case House No. 483, Ground Floor	Locked	90
9	Roof Shop-2 House No. 483, Ground Floor	Covered with material	91
10	Roof Shop-2 House No. 483, Ground Floor		92



Pre - Condition Building Survey for Construction of Underground Stations from Chandpole to Bari Chouper and reversal line



Photo 1
View of Shop



Photo 2
Back View of House No. 483, House No. 483, Ground Floor



Photo 3
Shop-1, House No. 483, Ground Floor



Photo 4
Inclined Crack on Open Sky, House No. 483, First Floor, Approx. Width = 0.4mm, Approx. Length = 0.9m. Distance from Wall No. 1 = 1m, Height from Floor = 2.2m.



Photo 5
Inclined Crack on Wall No. 4 & Sunshade of Open Sky, House No. 483, First Floor, Approx. Width = 5mm, Approx. Length = 2.5m. Distance from Wall No. 1 = 1.6m, Height from Floor = 2.5m.



Photo 6
Inclined Crack on Wall No. 4 & Roof of Vranda, House No. 483, First Floor, Approx. Width = 2mm, Approx. Length = 2m. Distance from Wall No. 1 = 2.7m, Height from Floor = 1.9m.

Pre - Condition Building Survey for Construction of Underground Stations from Chandpole to Bari Chouper and reversal line



Photo 7

Inclined Crack on Wall No.4& Roof of Vranda, House No. 483, First Floor, Approx. Width = 2mm, Approx. Length = 2m.
Distance from Wall No.1 = 2.7m, Height from Floor = 1.9m.



Photo 8

Inclined Crack on Wall No. 2&Roof of Vranda, House No. 483, First Floor, Approx. Width = 8mm, Approx. Length = 0.8m.
Distance from Wall No.4 = 0.3m, Height from Floor = 2.1m.



Photo 8A

Inclined Crack on Wall No. 2&Roof of Vranda, House No. 483, First Floor, Approx. Width = 8mm, Approx. Length = 0.8m.
Distance from Wall No.4 = 0.3m, Height from Floor = 2.1m.



Photo 9

Inclined Crack on Wall No.2 & Roof of Vranda, House No. 483, First Floor, Approx. Width = 0.4mm, Approx. Length = 0.3m.
Distance from Wall No.4 = 0.2m, Height from Floor = 2m.



Photo 9A

Inclined Crack on Wall No.2& Roof of Vranda, House No. 483, First Floor, Approx. Width = 0.4mm, Approx. Length = 0.3m.
Distance from Wall No.4 = 0.2m, Height from Floor = 2m.



Photo 10

Inclined Crack on Wall No.2& Roof of Vranda, House No. 483, First Floor, Approx. Width = 0.2mm, Approx. Length = 2m.
Height from Floor = 0.5m.

Pre - Condition Building Survey for Construction of Underground Stations from Chandpole to Bari Chouper and reversal line



Photo 10A

Inclined Crack on Wall No. 2 & Roof of Vranda, House No. 483, First Floor, Approx. Width = 0.2mm, Approx. Length = 2m.
Height from Floor = 0.5m.



Photo 11

Vertical Crack on Wall No. 2 & Roof of Sky open, House No. 483, First Floor, Approx. Width = 0.5mm, Approx. Length = 3.5m.
Distance from Wall No. 1 = 0.5m, Height from Floor = 0m.



Photo 11A

Vertical Crack on Wall No. 2 & Roof of Sky open, House No. 483, First Floor, Approx. Width = 0.5mm, Approx. Length = 3.5m.
Distance from Wall No. 1 = 0.5m, Height from Floor = 0m.



Photo 12

Horizontal Crack on Roof of Vrand-2, House No. 483, First Floor, Approx. Width = 0.35mm, Approx. Length = 2.5m.
Distance from Wall No. 1 = 1.6m, Height from Floor = 2.2m.



Photo 13

Horizontal Crack on Wall No. 4 & Roof of Vranda-2, House No. 483, First Floor, Approx. Width = 0.4mm, Approx. Length = 2m.
Distance from Wall No. 2 = 1.5m, Height from Floor = 2.2m.



Photo 14

Horizontal Crack on Roof of Room No. 1, First Floor, Approx. Width = 2.5mm, Approx. Length = 0.5m. Distance from Wall No. 3 = 3.5m, Height from Floor = 0.4m.

Pre - Condition Building Survey for Construction of Underground Stations from Chandpole to Bari Chouper and reversal line



Photo 14A

Horizontal Crack on Roof of Room No. 1, First Floor, Approx. Width = 2.5mm, Approx. Length = 0.5m. Distance from Wall No.3 = 3.5m, Height from Floor = 0.4m.



Photo 15

Inclined Crack of Back Side, House No. 483, Ground Floor, Approx. Width = 2mm, Approx. Length = 2m. Distance from Left side of building = 1m, Height from Floor = 2.8m.



Photo 16

Inclined Crack on Back Side, House No. 483, Ground Floor, Approx. Width = 1.8mm, Approx. Length = 1m. Distance from Left side of building = 1.8m, Height from Floor = 5m.



Photo 17

Inclined Crack on Back Side, House No. 483, Ground Floor, Approx. Width = 1mm, Approx. Length = 1.2m. Distance from Left side of building = 1.2m, Height from Floor = 2m.



Photo 18

Peeling of Plaster on Roof of Vanda of House No. 483, First Floor



Photo 19

Peeling of Plaster on Wall No. 2 & Roof of Vanda of House No. 483, First Floor

Pre - Condition Building Survey for Construction of Underground Stations from Chandpole to Bari Chouper and reversal line



Photo 20
Dampness/Seepage on Wall No. 4 & Roof of Store of House No. 483,
First Floor



Photo 21
Dampness/Seepage on Wall No. 4 & Roof of Store of House No. 483,
First Floor



Photo 22
Dampness/Seepage on Floor of Vrand-2 of House No. 483, First Floor



Photo 23
Peeling of Plaster on Roof of Room No. 1 of First Floor



Photo 24
Peeling of Plaster on Roof of Room No. 1 of First Floor



Photo 25
Dampness/Seepage on Roof of Room No. 1 of First Floor

Pre - Condition Building Survey for Construction of Underground Stations from Chandpole to Bari Chouper and reversal line



Photo 26

Dampness/Seepage on Roof of Room No. 2 of House No. 483, First Floor



Photo 27

Dampness/Seepage on Wall No.2 & Roof of Kitchen of House No. 483, First Floor



Photo 28

Dampness/Seepage on Wall No.3 & Roof of Kitchen of House No. 483, First Floor



Photo 29

Peeling of Plaster on Wall No.3 & Roof of Kitchen of House No. 483, First Floor



Photo 30

Peeling of Plaster on Wall No.4 & Roof of Room No. 3 of First Floor



Photo 31

Peeling of Plaster on Roof of Room No. 4 of First Floor

Pre - Condition Building Survey for Construction of Underground Stations from Chandpole to Bari Chouper and reversal line



Photo 32

Peeling of Plaster on Roof of Lobby1 of House No. 483, First Floor



Photo 33

Dampness/Seepage on Roof of Bathroom of First Floor



Photo 34

Dampness/Seepage on Roof of Bathroom of First Floor



Photo 35

Peeling of Plaster on Wall No.1 & Roof of Sky Open Vrand-3 of House No. 483, First Floor



Photo 36

Dampness/Seepage on parapet wall of Sky Open Vrand-3 of House No. 483, First Floor



Photo 37

Dampness/Seepage on parapet wall of Sky Open Vrand-3 of House No. 483, First Floor

Pre - Condition Building Survey for Construction of Underground Stations from Chandpole to Bari Chouper and reversal line



Photo 38

Dampness/Seepage on parapet wall of Sky Open Vrandu-3 of House No. 483, First Floor



Photo 39

Dampness/Seepage on parapet wall of Stair Case of House No. 483, First Floor



Photo 40

Dampness/Seepage on parapet wall of Stair Case of House No. 483, First Floor



Photo 41

Dampness/Seepage on parapet wall of Stair Case of Second Floor



Photo 42

Dampness/Seepage on Lobby2 of House No. 483, Second Floor



Photo 43

Dampness/Seepage on Room No. 1 of Second Floor

Pre - Condition Building Survey for Construction of Underground Stations from Chandpole to Bari Chouper and reversal line



Photo 44

Peeling of Plaster on Roof of Lobby-1 of House No. 483, Second Floor



Photo 45

Peeling of Plaster on Roof of Lobby-1 of House No. 483, Second Floor



Photo 46

Dampness/Seepage of Room No. 3 of Second Floor



Photo 47

Dampness/Seepage on All Walls & Shade of Open Sky of House No. 483, Second Floor



Photo 48

Dampness/Seepage on All Walls & Shade of Open Sky of House No. 483, Second Floor



Photo 49

Dampness/Seepage on All Walls & Shade of Open Sky of House No. 483, Second Floor

Pre - Condition Building Survey for Construction of Underground Stations from Chandpole to Bari Chouper and reversal line



Photo 50

Dampness/Seepage on All Walls & Shade of Stair Case S/F to Terrace of House No. 483, Second Floor



Photo 51

Peeling of Plaster on All Walls & Shade of Stair Case GF to FF of House No. 483, Ground Floor



Photo 52

Peeling of Plaster on All Walls & Shade of Stair Case GF to FF of House No. 483, Ground Floor



Photo 53

Dampness/Seepage on All Walls & Shade of Stair Case GF to FF of House No. 483, Ground Floor



Photo 54

Dampness/Seepage on All Walls & Shade of Stair Case GF to FF of House No. 483, Ground Floor



Photo 55

Dampness/Seepage of Room No. 1 & 2 of Ground Floor

Pre - Condition Building Survey for Construction of Underground Stations from Chandpole to Bari Chouper and reversal line



Photo 56
Dampness/Seepage of Room No. 1 & 2 of Ground Floor



Photo 57
Dampness/Seepage of Room No. 1 & 2 of Ground Floor



Photo 58
Dampness/Seepage of Room No. 4 of Ground Floor



Photo 59
Dampness/Seepage of Room No. 4 of Ground Floor



Photo 60
Dampness/Seepage of Sky open of House No. 483, Ground Floor



Photo 61
Dampness/Seepage of Sky open of House No. 483, Ground Floor

Pre - Condition Building Survey for Construction of Underground Stations from Chandpole to Bari Chouper and reversal line



Photo 62
Dampness/Seepage of Sky open of House No. 483, Ground Floor



Photo 63
Dampness/Seepage of Sky open Sunshade of House No. 483, Ground Floor



Photo 64
Dampness/Seepage of Sky open Sunshade of House No. 483, Ground Floor



Photo 65
Dampness/Seepage of Sky open Sunshade of House No. 483, Ground Floor



Photo 66
Dampness/Seepage on Roof of Lobby of House No. 483, Ground Floor



Photo 67
Dampness/Seepage on Roof of Lobby of House No. 483, Ground Floor

Pre - Condition Building Survey for Construction of Underground Stations from Chandpole to Bari Chouper and reversal line



Photo 68

Dampness/Seepage on Roof of Lobby of House No. 483, Ground Floor



Photo 69

Peeling of Plaster on All Wall of Bathroom of Ground Floor



Photo 70

Peeling of Plaster on Back Side of House No. 483, Ground Floor



Photo 71

Dampness/Seepage on Back Side of House No. 483, Ground Floor



Photo 72

Dampness/Seepage of House No.483 of Ground Floor



Photo 73

Dampness/Seepage of Main Stair Case of House No. 483, Ground Floor

Pre - Condition Building Survey for Construction of Underground Stations from Chandpole to Bari Chouper and reversal line



Photo 74

Dampness/Seepage of Main Stair Case of House No. 483, Ground Floor



Photo 75

Dampness/Seepage of Main Stair Case of House No. 483, Ground Floor



Photo 76

Dampness/Seepage of Main Stair Case of House No. 483, Ground Floor



Photo 77

Peeling of Plaster of Main Stair Case of House No. 483, Ground Floor



Photo 78

Peeling of Plaster of Store of House No. 483, Ground Floor



Photo 79

Peeling of Plaster on Roof of Shop-1 of House No. 483, Ground Floor

Pre - Condition Building Survey for Construction of Underground Stations from Chandpole to Bari Chouper and reversal line



Photo 80

Peeling of Plaster on Wall No.3 & Roof of Shop-1 of House No. 483, Ground Floor



Photo 81

Peeling of Plaster on Wall No.3 & Roof of Shop-1 of House No. 483, Ground Floor



Photo 82

Peeling of Plaster of Shop-1 of House No. 483, Ground Floor



Photo 83

Temple of House No. 483, First Floor Main Temple Room Locked



Photo 84

Room No. 2 of Second Floor Locked



Photo 85

Room No. 4 of Second Floor Locked

Pre - Condition Building Survey for Construction of Underground Stations from Chandpole to Bari Chouper and reversal line



Photo 86
Room No. 4 of Second Floor Locked



Photo 87
A-1, A-2, of House No. 483, Ground Floor



Photo 88
Room No. 3 of Ground Floor Locked



Photo 89
Passage of House No. 483, Ground Floor



Photo 90
Main Stair Case of House No. 483, Ground Floor Locked



Photo 91
Roof of Shop-2 of House No. 483, Ground Floor Covered with material

Pre - Condition Building Survey for Construction of Underground Stations from Chandpole to Bari Chouper and reversal line



Photo 92

Roof of Shop-2 of House No. 483, Ground Floor

Pre - Condition Building Survey for Construction of Underground Stations from Chandpole to Bari Chouper and reversal line



House No. 480
Yugal Bura Bhandar
Jaipur
Unique ID: CC BC DN 0052

Report Number: AIMIL/ESG/JMCEC/CC BC DN 0052/01, Rev. 00, Dated: December 2013

Building Owner
Contractor

Kailash Chand Sharma
CEC

Client
Sub-Contractor

JMRC Limited
AIMIL Limited

Pre - Condition Building Survey for Construction of Underground Stations from Chandpole to Bari Chouper and reversal line

Table of Contents

S.No.	Particulars	Page No.
1	Introduction	2
2	Survey Details	2
3	About the Structure	3
4	Building Ownership Details	3
5	Project Details	4
6	General Building Details	4
7	Summary of Cracks	5
8	Summary of Defects other than Cracks	
9	Summary of Areas that Could not be surveyed	
10	Defect Photographs	
11	Schematic Diagram of Building	

Introduction

The Jaipur Metro Rail is being constructed to provide the city of Jaipur with a modern and technologically advanced Transit System, to provide a safe and well connected means of transport that reduces traffic congestion. The project consists of two corridors with underground and elevated sections.

The construction of underground rail and road infrastructures in metropolitan and cosmopolitan cities are mostly through developed area under challenging soil conditions.

The alignment of structure is passing through densely inhabited areas, many structures are falling in the zone of influence of construction activities. It is required to carry out the pre-condition survey of those structures. The scope of work of this survey includes carrying out pre-condition survey of those structures.

Survey Details

S.No.	Head	Particulars	Signatures
1	Date of Survey	22/12/2013	
2	AIMIL Representative		
3	CEC Representative		
4	Structural Designer of CEC		
5	JMRC/DMRC Representative		

Pre - Condition Building Survey for Construction of Underground Stations from Chandpole to Bari Chouper and reversal line

About the Structure

The structure under consideration is a Multi Story Load Bearing Structure having 3 floors. The structure was constructed in year 1860 and is 153 years old.

There are 11 defects in the structure out of which 0 are cracks. Category wise distribution of cracks is given in the table below. Overall the Building can be categorised in Category 0 (Negligible)

Category	Number of Cracks	% of Total Cracks
Negligible (< 0.1mm)	0	0%
Very Slight (0.1 to 1mm)	0	0%
Slight (1 to 5mm)	0	0%
Moderate (5 to 15mm)	0	0%
Severe (15 to 25mm)	0	0%
Very Severe (>25mm)	0	0%

Building Ownership Details			
Unique ID/Sub ID	Premises Name	Owner	Signatures
CC-BC/DL/0052	House No. 480		

Pre - Condition Building Survey for Construction of Underground Stations from Chandpole to Bari Chouper and reversal line

Project Details		
S. No.	Head	Particulars
1	Project	Jaipur Metro Rail Project
2	Section	Chandpole to Bari Chaupar
3	Client	JMRC Limited
4	Consultant	DMRC Limited
5	Contractor	CEC
6	Design Consultant of Contractor	Omikron Kappa - Indus Consultrans JV
7	Sub-Contractor	AIMIL Limited
8	Subject	Pre-Condition Survey Report

General Building Details (As informed verbally by Building Owner)		
S. No.	Head	Particulars
1	Building Name	House No. 480
2	Building Address	House No. 480 Yugal Bura Bhandar Jaipur
3	Year of Construction	1860
4	Number of Floors	G+2
5	Number of Basements	None
6	Type of Building	Commercial+Residence
7	Approximate Height	9 m
8	Approximate Area	Not Known
9	Age of Building	153 years
10	Type of Structure	Load Bearing Structure
11	Type of Foundation	Not Known
12	Number of Bore Wells	None
13	Depth and Diameter of Bore	N.A
14	Roadways	One side
15	Presence of Equipment/Machines	None

Pre - Condition Building Survey for Construction of Underground Stations from Chandpole to Bari Chouper and reversal line

Summary of Cracks						
Defect ID	Location	Orientation	Appx. Width (mm)	Appx. Length (m)	Category	Photo No.

Summary of Defects Other Than Crack			
Defect ID	Location	Description	Photo No.
1	Wall No. 1 Hall No. 1 Ground Floor	Dampness/Seepage	2
2	Open Sky Ground Floor	Peeling of Plaster	3
3	Wall No. 2 Staircase GF to FF Ground Floor	Peeling of Plaster	4
4	Wall No. 4 Open Sky First Floor	Peeling of Plaster	5
5	Wall No. 3 Open Sky First Floor	Peeling of Plaster	6
6	Room No. 2 First Floor	Peeling of Plaster	7
7	All Walls Open Sky Area No.2 First Floor	Peeling of Plaster	8
8	Roof Shade Second Floor	Peeling of Plaster	9
9	Staircase FF to SF Second Floor	Peeling of Plaster	10
10	Outer Wall Building Ground Floor	Peeling of Plaster	11
11	Outer Wall Building Ground Floor	Peeling of Plaster	12

Summary of Areas that Could not be Surveyed			
Serial No.	Location	Description	Photo No.
1	Room No. 1 First Floor	Locked	13

Pre - Condition Building Survey for Construction of Underground Stations from Chandpole to Bari Chouper and reversal line



Photo 1
View of House No.480



Photo 2
Dampness/Seepage on Wall No. 1 of Hall No. 1 of Ground Floor



Photo 3
Peeling of Plaster on Open Sky of Ground Floor



Photo 4
Peeling of Plaster on Wall No. 2 of Staircase GF to FF of Ground Floor



Photo 5
Peeling of Plaster on Wall No. 4 of Open Sky of First Floor



Photo 6
Peeling of Plaster on Wall No. 3 of Open Sky of First Floor

Pre - Condition Building Survey for Construction of Underground Stations from Chandpole to Bari Chouper and reversal line



Photo 7
Peeling of Plaster on Room No. 2 of First Floor



Photo 8
Peeling of Plaster on All Walls of Open Sky Area No.2 of First Floor



Photo 9
Peeling of Plaster on Roof Shade of of Second Floor



Photo 10
Peeling of Plaster on Staircase FF to SF of Second Floor



Photo 11
Peeling of Plaster on Outer Wall of Building of Ground Floor



Photo 12
Peeling of Plaster on Outer Wall of Building of Ground Floor

Pre - Condition Building Survey for Construction of Underground Stations from Chandpole to Bari Chouper and reversal line



Photo 13

Room No. 1 of First Floor Locked

Pre - Condition Building Survey for Construction of Underground Stations from Chandpole to Bari Chouper and reversal line



House No.
Tripola Bazar
Jaipur
Unique ID: CC BC DN 0053

Report Number: AIMIL/ESG/JMCEC/CC BC DN 0053/01, Rev. 00, Dated: January 2014

Building Owner
Contractor

Mr. Jawed Parvez Firoz
CEC

Client
Sub-Contractor

JMRC Limited
AIMIL Limited

Pre - Condition Building Survey for Construction of Underground Stations from Chandpole to Bari Chouper and reversal line

Table of Contents

S.No.	Particulars	Page No.
1	Introduction	2
2	Survey Details	2
3	About the Structure	3
4	Building Ownership Details	3
5	Project Details	4
6	General Building Details	4
7	Summary of Cracks	5
8	Summary of Defects other than Cracks	
9	Summary of Areas that Could not be surveyed	
10	Defect Photographs	
11	Schematic Diagram of Building	

Introduction

The Jaipur Metro Rail is being constructed to provide the city of Jaipur with a modern and technologically advanced Transit System, to provide a safe and well connected means of transport that reduces traffic congestion. The project consists of two corridors with underground and elevated sections.

The construction of underground rail and road infrastructures in metropolitan and cosmopolitan cities are mostly through developed area under challenging soil conditions.

The alignment of structure is passing through densely inhabited areas, many structures are falling in the zone of influence of construction activities. It is required to carry out the pre-condition survey of those structures. The scope of work of this survey includes carrying out pre-condition survey of those structures.

Survey Details

S.No.	Head	Particulars	Signatures
1	Date of Survey	20/12/2013	
2	AIMIL Representative		
3	CEC Representative		
4	Structural Designer of CEC		
5	JMRC/DMRC Representative		

Pre - Condition Building Survey for Construction of Underground Stations from Chandpole to Bari Chouper and reversal line

About the Structure

The structure under consideration is a Multi Story Load Bearing Structure having 2 floors. The structure was constructed in year 1963 and is 50 years old.

There are 1 defects in the structure out of which 0 are cracks. Category wise distribution of cracks is given in the table below. Overall the Building can be categorised in Category 0 (Negligible)

Category	Number of Cracks	% of Total Cracks
Negligible (< 0.1mm)	0	0%
Very Slight (0.1 to 1mm)	0	0%
Slight (1 to 5mm)	0	0%
Moderate (5 to 15mm)	0	0%
Severe (15 to 25mm)	0	0%
Very Severe (>25mm)	0	0%

Building Ownership Details			
Unique ID/Sub ID	Premises Name	Owner	Signatures
CC-BC/DL/0053-G-SF	Shrinath Jewelers		
CC-BC/DL/0053-1			

Pre - Condition Building Survey for Construction of Underground Stations from Chandpole to Bari Chouper and reversal line

Project Details		
S. No.	Head	Particulars
1	Project	Jaipur Metro Rail Project
2	Section	Chandpole to Bari Chaupar
3	Client	JMRC Limited
4	Consultant	DMRC Limited
5	Contractor	CEC
6	Design Consultant of Contractor	Omikron Kappa - Indus Consultrans JV
7	Sub-Contractor	AIMIL Limited
8	Subject	Pre-Condition Survey Report

General Building Details (As informed verbally by Building Owner)		
S. No.	Head	Particulars
1	Building Name	House No.
2	Building Address	House No. Tripola Bazar Jaipur
3	Year of Construction	1963
4	Number of Floors	G+1
5	Number of Basements	None
6	Type of Building	Commercial
7	Approximate Height	6m
8	Approximate Area	Not Known
9	Age of Building	50 years
10	Type of Structure	Load Bearing Structure
11	Type of Foundation	Not Known
12	Number of Bore Wells	None
13	Depth and Diameter of Bore	N.A.
14	Roadways	One Side
15	Presence of Equipment/Machines	None

Pre - Condition Building Survey for Construction of Underground Stations from Chandpole to Bari Chouper and reversal line

Summary of Cracks						
Defect ID	Location	Orientation	Appx. Width (mm)	Appx. Length (m)	Category	Photo No.

Summary of Defects Other Than Crack			
Defect ID	Location	Description	Photo No.
1	External Façade Building	Peeling of Plaster	4

Summary of Areas that Could not be Surveyed			
Serial No.	Location	Description	Photo No.
1	All Walls Godown No.1 Ground floor	Covered With Material	5
2	Godown First Floor	Covered With Material	6

Pre - Condition Building Survey for Construction of Underground Stations from Chandpole to Bari Chouper and reversal line



Photo 1
View of House



Photo 2
View of House, First Floor



Photo 3
View of House, First Floor



Photo 4
Peeling of Plaster on External Façade of Building



Photo 5
All Walls of Godown No.1 of Ground floor Covered With Material



Photo 6
Godown of First Floor Covered With Material

Pre - Condition Building Survey for Construction of Underground Stations from Chandpole to Bari Chouper and reversal line



House No. 410
Hanuman Ji Ka Rasta
Jaipur
Unique ID: CC BC DN 0054

Report Number: AIMIL/ESG/JMCEC/CC BC DN 0054/01, Rev. 00, Dated: January 2014

Building Owner
Contractor

Mr. Vishnu Kumar
CEC

Client
Sub-Contractor

JMRC Limited
AIMIL Limited

Pre - Condition Building Survey for Construction of Underground Stations from Chandpole to Bari Chouper and reversal line

Table of Contents

S.No.	Particulars	Page No.
1	Introduction	2
2	Survey Details	2
3	About the Structure	3
4	Building Ownership Details	3
5	Project Details	4
6	General Building Details	4
7	Summary of Cracks	5
8	Summary of Defects other than Cracks	
9	Summary of Areas that Could not be surveyed	
10	Defect Photographs	
11	Schematic Diagram of Building	

Introduction

The Jaipur Metro Rail is being constructed to provide the city of Jaipur with a modern and technologically advanced Transit System, to provide a safe and well connected means of transport that reduces traffic congestion. The project consists of two corridors with underground and elevated sections.

The construction of underground rail and road infrastructures in metropolitan and cosmopolitan cities are mostly through developed area under challenging soil conditions.

The alignment of structure is passing through densely inhabited areas, many structures are falling in the zone of influence of construction activities. It is required to carry out the pre-condition survey of those structures. The scope of work of this survey includes carrying out pre-condition survey of those structures.

Survey Details

S.No.	Head	Particulars	Signatures
1	Date of Survey	21/12/2013	
2	AIMIL Representative		
3	CEC Representative		
4	Structural Designer of CEC		
5	JMRC/DMRC Representative		

Pre - Condition Building Survey for Construction of Underground Stations from Chandpole to Bari Chouper and reversal line

About the Structure

The structure under consideration is a Multi Story Load Bearing Structure having 4 floors and a Basement. The structure was constructed in year 1900 and is 113 years old.

There are 67 defects in the structure out of which 12 are cracks. Category wise distribution of cracks is given in the table below. Overall the Building can be categorised in Category II (Slight)

Category	Number of Cracks	% of Total Cracks
Negligible (< 0.1mm)	0	0%
Very Slight (0.1 to 1mm)	7	58.33%
Slight (1 to 5mm)	5	41.67%
Moderate (5 to 15mm)	0	0%
Severe (15 to 25mm)	0	0%
Very Severe (>25mm)	0	0%

The average width of cracks is 1.1mm and average length of cracks is 1.87m. The maximum crack width is 4mm and minimum width is 0.2mm.

Building Ownership Details			
Unique ID/Sub ID	Premises Name	Owner	Signatures
CC-BC/DL/0054-FF-TF	House No. 410		
CC-BC/DL/0054-01	Ambe Namkeen Shop		
CC-BC/DL/0054-02	V.K. Traders		
CC-BC/DL/0054-03	V.K. Traders		

Pre - Condition Building Survey for Construction of Underground Stations from Chandpole to Bari Chouper and reversal line

Project Details		
S. No.	Head	Particulars
1	Project	Jaipur Metro Rail Project
2	Section	Chandpole to Bari Chaupar
3	Client	JMRC Limited
4	Consultant	DMRC Limited
5	Contractor	CEC
6	Design Consultant of Contractor	Omikron Kappa - Indus Consultrans JV
7	Sub-Contractor	AIMIL Limited
8	Subject	Pre-Condition Survey Report

General Building Details (As informed verbally by Building Owner)		
S. No.	Head	Particulars
1	Building Name	House No. 410
2	Building Address	House No. 410 Hanuman Ji Ka Rasta Jaipur
3	Year of Construction	1813
4	Number of Floors	B+G+3
5	Number of Basements	None
6	Type of Building	Commercial + Residential
7	Approximate Height	12m
8	Approximate Area	Not Known
9	Age of Building	200 years
10	Type of Structure	Load Bearing Structure
11	Type of Foundation	Not Known
12	Number of Bore Wells	None
13	Depth and Diameter of Bore	N.A.
14	Roadways	Two Side
15	Presence of Equipment/Machines	None

Pre - Condition Building Survey for Construction of Underground Stations from Chandpole to Bari Chouper and reversal line

Summary of Cracks						
Defect ID	Location	Orientation	Appx. Width (mm)	Appx. Length (m)	Category	Photo No.
1	Roof Room No. 1 Ground Floor	Horizontal	0.35	1.6	Very Slight	10
2	Wall No. 3 Open sky Area First Floor	Inclined	0.2	0.5	Very Slight	11, 11A
3	Wall No. 4 Room No. 2 First floor	Inclined	1.5	2	Slight	12, 12A
4	Wall No. 3 Open sky area Second Floor	Inclined	0.2	2	Very Slight	13, 13A
5	Wall No. 2,3, Roof of Room No. 4 Second Floor	Inclined	1	3.8	Slight	14, 14A
6	Wall No. 1 Open sky area Second Floor	Inclined	2	2	Slight	15, 15A
7	Wall No. 1 Open sky area Second Floor	Inclined	2.5	1	Slight	16, 16A
8	Wall No. 4 Open sky area Second Floor	Inclined	0.2	1.2	Very Slight	17
9	Wall No. 2 Room No. 3 Second Floor	Inclined	4	2.5	Slight	18, 18A
10	Wall No. 3 & Roof Shade House no.410	Horizontal	0.35	1.5	Very Slight	19
11	Front side Wall House no.410 First Floor	Inclined	0.35	1.5	Very Slight	20
12	Front side Wall House no.410 First floor	Inclined	0.6	2.8	Very Slight	21

Summary of Defects Other Than Crack			
Defect ID	Location	Description	Photo No.
13	Wall No. 1 Passage Ground Floor	Peeling of Plaster	22
14	Wall No. 1 Passage Ground Floor	Peeling of Plaster	23
15	Wall No. 4 Open skyCourtyard Mumty Ground Floor	Peeling of Plaster	24
16	Wall No. 4 Open skyCourtyard Mumty Ground Floor	Peeling of Plaster	25
17	Wall No. 5 Hall No. 1 Ground Floor	Peeling of Plaster	26
18	Wall No. 2 & 4 Room No. 3 Ground Floor	Dampness/Seepage	27
19	Wall No. 1 House no.410	Peeling of Plaster	28
20	Roof Toilet No. 1 First Floor	Dampness/Seepage	29
21	Roof Room No. 1 First Floor	Peeling of Plaster	30
22	Wall No. 3 & 1 Open sky Area First Floor	Dampness/Seepage	31
23	Wall No. 2 & 4 Open sky area First floor	Dampness/Seepage	32
24	Wall No. 4 Room No. 2 First floor	Peeling of Plaster	33
25	Roof Room No. 2 First floor	Dampness/Seepage	34
26	Wall No. 3 Room No. 2 First floor	Peeling of Plaster	35
27	Wall No. 1 Room No. 2 First floor	Dampness/Seepage	36
28	Wall No.4 & Roof Staircase FF to SF First floor	Dampness/Seepage	37
29	Wall No. 4 & 2 Open sky Area First floor	Peeling of Plaster	38
30	Wall No. 2 Open sky area First floor	Peeling of Plaster	39
31	Wall No. 1 Room No. 1 Second Floor	Dampness/Seepage	40
32	Roof Toilet No. 1 Second Floor	Dampness/Seepage	41
33	Wall No. 2 & Roof Bathroom Second Floor	Dampness/Seepage	42
34	Wall No. 4 Bathroom Second Floor	Peeling of Plaster	43
35	Wall No. 3 & Roof Bathroom No. Second Floor	Dampness/Seepage	44
36	All walls Bathroom No. Second Floor	Peeling of Plaster	45
37	Wall No. 3 & Roof Toilet No. 1 Second Floor	Peeling of Plaster	46
38	Staircase SF to TF Second Floor	Peeling of Plaster	47
39	Wall No. 4 & Roof Room No. 3 Second Floor	Peeling of Plaster	48
40	Wall No. 1 Room No. 3 Second Floor	Peeling of Plaster	49

41	Wall No. 3 Room No. 3 Second Floor	Peeling of Plaster	50
42	Roof Room No. 3 Second Floor	Peeling of Plaster	51
43	Wall No. 2 Room No. 3 Second Floor	Peeling of Plaster	52
44	Roof Room No. 3 Second Floor	Peeling of Plaster	53
45	Wall No. 4 Room No. 4 Second Floor	Peeling of Plaster	54
46	Wall No. 1 Room No. 4 Second Floor	Peeling of Plaster	55
47	Wall No. 4 Room No. 2 Second Floor	Dampness/Seepage	56
48	Wall No. 2 & Roof Room No. 2 Second Floor	Dampness/Seepage	57
49	Roof Kitchen Second Floor	Peeling of Plaster	58
50	Wall No. 1 Room No. 1 Second Floor	Peeling of Plaster	59
51	Wall No. 1 Room No. 1 Second Floor	Peeling of Plaster	60
52	Wall No. 4 Room No. 1 Second Floor	Peeling of Plaster	61
53	Wall No. 4 Room No. 1 Second Floor	Peeling of Plaster	62
54	Roof Room No. 1 Second Floor	Peeling of Plaster	63
55	Wall No. 2 Room No. 1 Second Floor	Peeling of Plaster	64
56	Wall No. 3 Room No. 1 Second Floor	Peeling of Plaster	65
57	Wall No. 3 House no.410 Second Floor	Peeling of Plaster	66
58	Wall No.4 & Roof Shade House no.410 Second Floor	Peeling of Plaster	67
59	Wall No.4 & Roof Shade House no.410 Second Floor	Peeling of Plaster	68
60	Floor House no.410 Terrace No.1	Peeling of Plaster	69
61	Floor House no.410 Terrace No.2	Peeling of Plaster	70
62	Front side Wall House no.410 Ground Floor	Peeling of Plaster	71
63	Front side Wall House no.410 First floor	Peeling of Plaster	72
64	Front side Wall House no.410 Second Floor	Peeling of Plaster	73
65	Front side Wall House no.410 First floor	Peeling of Plaster	74
66	Front side Wall House no.410 First floor	Peeling of Plaster	75
67	Roof Shop No. 1 Ground Floor	Peeling of Plaster	76

Summary of Areas that Could not be Surveyed			
Serial No.	Location	Description	Photo No.
1	All walls Room No. 1 Ground Floor	Covered with material	77
2	All walls Toilet No. 1 Ground Floor	Half covered With Tiles	78
3	All walls Toilet No. 1 First Floor	Covered With tiles	79
4	Hall No. 1 First Floor	Locked	80
5	Store Second Floor	Locked	81
6	All walls Toilet No. 1 Second Floor	Covered with tiles	82
7	All walls Room No. 3 Second Floor	Covered with Marbels	83
8	All walls & Roof Room No. 4 Second Floor	Covered With Marbels	84
9	Wall No. 1 & 4 Kitchen Second Floor	Covered with wooden	85
10	Wall No. 2 & 4 Kitchen Second Floor	Covered with wooden	86
11	Shop No. 3 Ground Floor		87

Pre - Condition Building Survey for Construction of Underground Stations from Chandpole to Bari Chouper and reversal line



Photo 1
View of building



Photo 2
View of Terrace,



Photo 3
View of Terrace no.2,



Photo 4
Shop No. 2, Ground Floor



Photo 5
Shop No. 2, Ground Floor



Photo 6
Shop Ground Floor

Pre - Condition Building Survey for Construction of Underground Stations from Chandpole to Bari Chouper and reversal line



Photo 7
, Ground Floor



Photo 8
, Ground Floor



Photo 9
Ground Floor



Photo 10
Horizontal Crack on Roof of Room No. 1, Ground Floor
Approx. Width = 0.35mm, Approx. Length = 1.6m.
Distance from Wall no.1 = 0.05m, Height from Floor = 2.5m.



Photo 11
Inclined Crack on Wall No. 3 of Open sky Area, First Floor
Approx. Width = 0.2mm, Approx. Length = 0.5m.
Distance from Wall no.1 = 1.3m, Height from Floor = 1.7m.



Photo 11A
Inclined Crack on Wall No. 3 of Open sky Area, First Floor
Approx. Width = 0.2mm, Approx. Length = 0.5m.
Distance from Wall no.1 = 1.3m, Height from Floor = 1.7m.

Pre - Condition Building Survey for Construction of Underground Stations from Chandpole to Bari Chouper and reversal line



Photo 12

Inclined Crack on Wall No. 4 of Room No. 2, First floor
Approx. Width = 1.5mm, Approx. Length = 2m.
Distance from Wall No.1 = 2m, Height from Floor = 0m.



Photo 12A

Inclined Crack on Wall No. 4 of Room No. 2, First floor
Approx. Width = 1.5mm, Approx. Length = 2m.
Distance from Wall No.1 = 2m, Height from Floor = 0m.



Photo 13

Inclined Crack on Wall No. 3 of Open sky area, Second Floor
Approx. Width = 0.2mm, Approx. Length = 2m.
Distance from = m, Height from Floor = m.



Photo 13A

Inclined Crack on Wall No. 3 of Open sky area, Second Floor
Approx. Width = 0.2mm, Approx. Length = 2m.
Distance from = m, Height from Floor = m.



Photo 14

Inclined Crack on Wall No. 2,3, & Roof of Room No. 4, Second Floor
Approx. Width = 1mm, Approx. Length = 3.8m. Distance from Wall no.1
= 1.1m, Height from Floor = 1m.



Photo 14A

Inclined Crack on Wall No. 2, 3, & Roof of Room No. 4, Second Floor
Approx. Width = 1mm, Approx. Length = 3.8m. Distance from Wall no.1
= 1.1m, Height from Floor = 1m.

Pre - Condition Building Survey for Construction of Underground Stations from Chandpole to Bari Chouper and reversal line



Photo 15

Inclined Crack on Wall No. 1 of Open sky area, Second Floor Approx.
Width = 2mm, Approx. Length = 2m. Distance from Wall No.4 = 0.25m,
Height from Floor = 0m.



Photo 15A

Inclined Crack on Wall No. 1 of Open sky area, Second Floor Approx.
Width = 2mm, Approx. Length = 2m. Distance from Wall No.4 = 0.25m,
Height from Floor = 0m.



Photo 16

Inclined Crack on Wall No. 1 of Open sky area, Second Floor Approx.
Width = 2.5mm, Approx. Length = 1m. Distance from Wall no.4 = 0.5m,
Height from Floor = 1.2m.




Photo 16A

Inclined Crack on Wall No. 1 of Open sky area, Second Floor Approx.
Width = 2.5mm, Approx. Length = 1m.
Distance from Wall no.4 = 0.5m, Height from Floor = 1.2m.



Photo 17

Inclined Crack on Wall No. 4 of Open sky area, Second Floor
Approx. Width = 0.2mm, Approx. Length = 1.2m.
Distance from Wall no.1 = 1.3m, Height from Floor = 1m.



Photo 18

Inclined Crack on Wall No. 2 of Room No. 3, Second Floor
Approx. Width = 4mm, Approx. Length = 2.5m.
Distance from Wall no.3 = 0m, Height from Floor = 0m.

Pre - Condition Building Survey for Construction of Underground Stations from Chandpole to Bari Chouper and reversal line



Photo 18A

Inclined Crack on Wall No. 2 of Room No. 3, Second Floor
Approx. Width = 4mm, Approx. Length = 2.5m.
Distance from Wall no.3 = 0m, Height from Floor = 0m.



Photo 19

Horizontal Crack on Wall No. 3 & Roof Shade of House no.410,
Approx. Width = 0.35mm, Approx. Length = 1.5m.
Distance from Wall no.1 = 1.5m, Height from Floor = 2m.



Photo 20

Inclined Crack on Front side Wall of House no.410, First Floor
Approx. Width = 0.35mm, Approx. Length = 1.5m.
Distance from Left side wall = 2m, Height from Floor = 4m.



Photo 21

Inclined Crack on Front side Wall of House no.410, First floor
Approx. Width = 0.6mm, Approx. Length = 2.8m.
Distance from Left side wall = 2.1m, Height from Floor = 5.5m.



Photo 22

Peeling of Plaster on Wall No. 1 Passage of Ground Floor



Photo 23

Peeling of Plaster on Wall No. 1 of Passage of Ground Floor

Pre - Condition Building Survey for Construction of Underground Stations from Chandpole to Bari Chouper and reversal line



Photo 24

Peeling of Plaster on Wall No. 4 of Open skyCourtyard Mumty of Ground Floor



Photo 25

Peeling of Plaster on Wall No. 4 of Open skyCourtyard Mumty of Ground Floor



Photo 26

Peeling of Plaster on Wall No. 5 of Hall No. 1 of Ground Floor



Photo 27

Dampness/Seepage on Wall No. 2 & 4 of Room No. 3 of Ground Floor



Photo 28

Peeling of Plaster on Wall No. 1 of House No.410 of



Photo 29

Dampness/Seepage on Roof of Toilet No. 1 of First Floor

Pre - Condition Building Survey for Construction of Underground Stations from Chandpole to Bari Chouper and reversal line



Photo 30
Peeling of Plaster on Roof of Room No. 1 of First Floor



Photo 31
Dampness/Seepage on Wall No. 3 & 1 of Open sky Area of First Floor



Photo 32
Dampness/Seepage on Wall No. 2 & 4 of Open sky area of First floor



Photo 33
Peeling of Plaster on Wall No. 4 of Room No. 2 of First floor



Photo 34
Dampness/Seepage on Roof of Room No. 2 of First floor



Photo 35
Peeling of Plaster on Wall No. 3 of Room No. 2 of First floor

Pre - Condition Building Survey for Construction of Underground Stations from Chandpole to Bari Chouper and reversal line



Photo 36
Dampness/Seepage on Wall No. 1 of Room No. 2 of First floor



Photo 37
Dampness/Seepage on Wall No.4 & Roof of Staircase FF to SF of First floor



Photo 38
Peeling of Plaster on Wall No. 4 & 2 of Open sky Area of First floor



Photo 39
Peeling of Plaster on Wall No. 2 of Open sky area of First floor



Photo 40
Dampness/Seepage on Wall No. 1 of Room No. 1 of Second Floor



Photo 41
Dampness/Seepage on Roof of Toilet No. 1 of Second Floor

Pre - Condition Building Survey for Construction of Underground Stations from Chandpole to Bari Chouper and reversal line



Photo 42

Dampness/Seepage on Wall No. 2 & Roof of Bathroom of Second Floor



Photo 43

Peeling of Plaster on Wall No. 4 of Bathroom of Second Floor



Photo 44

Dampness/Seepage on Wall No. 3 & Roof of Bathroom No. of Second Floor



Photo 45

Peeling of Plaster on All walls of Bathroom No. of Second Floor



Photo 46

Peeling of Plaster on Wall No. 3 & Roof of Toilet No. 1 of Second Floor



Photo 47

Peeling of Plaster on Staircase SF to TF of Second Floor

Pre - Condition Building Survey for Construction of Underground Stations from Chandpole to Bari Chouper and reversal line



Photo 48

Peeling of Plaster on Wall No. 4 & Roof of Room No. 3 of Second Floor



Photo 49

Peeling of Plaster on Wall No. 1 of Room No. 3 of Second Floor



Photo 50

Peeling of Plaster on Wall No. 3 of Room No. 3 of Second Floor



Photo 51

Peeling of Plaster on Roof of Room No. 3 of Second Floor



Photo 52

Peeling of Plaster on Wall No. 2 of Room No. 3 of Second Floor



Photo 53

Peeling of Plaster on Roof of Room No. 3 of Second Floor

Pre - Condition Building Survey for Construction of Underground Stations from Chandpole to Bari Chouper and reversal line



Photo 54

Peeling of Plaster on Wall No. 4 of Room No. 4 of Second Floor



Photo 55

Peeling of Plaster on Wall No. 1 of Room No. 4 of Second Floor



Photo 56

Dampness/Seepage on Wall No. 4 of Room No. 2 of Second Floor



Photo 57

Dampness/Seepage on Wall No. 2 & Roof of Room No. 2 of Second Floor



Photo 58

Peeling of Plaster on Roof of Kitchen of Second Floor



Photo 59

Peeling of Plaster on Wall No. 1 of Room No. 1 of Second Floor

Pre - Condition Building Survey for Construction of Underground Stations from Chandpole to Bari Chouper and reversal line



Photo 60

Peeling of Plaster on Wall No. 1 of Room No. 1 of Second Floor



Photo 61

Peeling of Plaster on Wall No. 4 of Room No. 1 of Second Floor



Photo 62

Peeling of Plaster on Wall No. 4 of Room No. 1 of Second Floor



Photo 63

Peeling of Plaster on Roof of Room No. 1 of Second Floor



Photo 64

Peeling of Plaster on Wall No. 2 of Room No. 1 of Second Floor



Photo 65

Peeling of Plaster on Wall No. 3 of Room No. 1 of Second Floor

Pre - Condition Building Survey for Construction of Underground Stations from Chandpole to Bari Chouper and reversal line



Photo 66
Peeling of Plaster on Wall No. 3 of House no.410 of Second Floor



Photo 67
Peeling of Plaster on Wall No.4 & Roof Shade of House no.410 of Second Floor



Photo 68
Peeling of Plaster on Wall No. 4 & Roof Shade of House no.410 of Second Floor



Photo 69
Peeling of Plaster on Floor of House no.410 of Terrace No.1



Photo 70
Peeling of Plaster on Floor of House no.410 of Terrace No.2



Photo 71
Peeling of Plaster on Front side Wall of House no.410 of Ground Floor

Pre - Condition Building Survey for Construction of Underground Stations from Chandpole to Bari Chouper and reversal line



Photo 72

Peeling of Plaster on Front side Wall of House no.410 of First floor



Photo 73

Peeling of Plaster on Front side Wall of House no.410 of Second Floor



Photo 74

Peeling of Plaster on Front side Wall of House no.410 of First floor



Photo 75

Peeling of Plaster on Front side Wall of House no.410 of First floor



Photo 76

Peeling of Plaster on Roof of Shop No. 1 of Ground Floor



Photo 77

All walls of Room No. 1 of Ground Floor Covered with material

Pre - Condition Building Survey for Construction of Underground Stations from Chandpole to Bari Chouper and reversal line



Photo 78

All walls of Toilet No. 1 of Ground Floor Half covered With Tiles



Photo 79

All walls of Toilet No. 1 of First Floor Covered With tiles



Photo 80

Hall No. 1 of First Floor Locked




Photo 81

Store of Second Floor Locked



Photo 82

All walls of Toilet No. 1 of Second Floor Covered with tiles



Photo 83

All walls of Room No. 3 of Second Floor Covered with Marbels

Pre - Condition Building Survey for Construction of Underground Stations from Chandpole to Bari Chouper and reversal line



Photo 84

All walls & Roof of Room No. 4 of Second Floor Covered With Marbels



Photo 85

Wall No. 1 & 4 of Kitchen of Second Floor Covered with wooden



Photo 86

Wall No. 2 & 4 of Kitchen of Second Floor Covered with wooden



Photo 87

Shop No. 3 of Ground Floor

Pre - Condition Building Survey for Construction of Underground Stations from Chandpole to Bari Chouper and reversal line



House No. 413
Yugal Bura Bhandar
Jaipur
Unique ID: CC BC DN 0055

Report Number: AIMIL/ESG/JMCEC/CC BC DN 0055/01, Rev. 00, Dated: January 2014

Building Owner
Contractor

Various Owners
CEC

Client
Sub-Contractor

JMRC Limited
AIMIL Limited

Pre - Condition Building Survey for Construction of Underground Stations from Chandpole to Bari Chouper and reversal line

Table of Contents

S.No.	Particulars	Page No.
1	Introduction	2
2	Survey Details	2
3	About the Structure	3
4	Building Ownership Details	3
5	Project Details	4
6	General Building Details	4
7	Summary of Cracks	5
8	Summary of Defects other than Cracks	
9	Summary of Areas that Could not be surveyed	
10	Defect Photographs	
11	Schematic Diagram of Building	

Introduction

The Jaipur Metro Rail is being constructed to provide the city of Jaipur with a modern and technologically advanced Transit System, to provide a safe and well connected means of transport that reduces traffic congestion. The project consists of two corridors with underground and elevated sections.

The construction of underground rail and road infrastructures in metropolitan and cosmopolitan cities are mostly through developed area under challenging soil conditions.

The alignment of structure is passing through densely inhabited areas, many structures are falling in the zone of influence of construction activities. It is required to carry out the pre-condition survey of those structures. The scope of work of this survey includes carrying out pre-condition survey of those structures.

Survey Details

S.No.	Head	Particulars	Signatures
1	Date of Survey	03/01/2014	
2	AIMIL Representative		
3	CEC Representative		
4	Structural Designer of CEC		
5	JMRC/DMRC Representative		

Pre - Condition Building Survey for Construction of Underground Stations from Chandpole to Bari Chouper and reversal line

About the Structure

The structure under consideration is a Multi Story Load Bearing Structure having 4 floors. The structure was constructed in year 1763 and is 250 years old.

There are 96 defects in the structure out of which 11 are cracks. Category wise distribution of cracks is given in the table below. Overall the Building can be categorised in Category II (Slight)

Category	Number of Cracks	% of Total Cracks
Negligible (< 0.1mm)	0	0%
Very Slight (0.1 to 1mm)	6	54.55%
Slight (1 to 5mm)	5	45.45%
Moderate (5 to 15mm)	0	0%
Severe (15 to 25mm)	0	0%
Very Severe (>25mm)	0	0%

The average width of cracks is 1.25mm and average length of cracks is 1.15m. The maximum crack width is 3mm and minimum width is 0.35mm.

Building Ownership Details			
Unique ID/Sub ID	Premises Name	Owner	Signatures
CC-BC/DL/0055-01			
CC-BC/DL/0055-GF-TF (A)	House No. 413 (A)		
CC-BC/DL/0055-GF-TF (B)	House No. 413 (B)		
CC-BC/DL/0055-FF	House No. 413 (C)		
CC-BC/DL/0055-02			
CC-BC/DL/0055-03			

Pre - Condition Building Survey for Construction of Underground Stations from Chandpole to Bari Chouper and reversal line

Project Details		
S. No.	Head	Particulars
1	Project	Jaipur Metro Rail Project
2	Section	Chandpole to Bari Chaupar
3	Client	JMRC Limited
4	Consultant	DMRC Limited
5	Contractor	CEC
6	Design Consultant of Contractor	Omikron Kappa - Indus Consultrans JV
7	Sub-Contractor	AIMIL Limited
8	Subject	Pre-Condition Survey Report

General Building Details (As informed verbally by Building Owner)		
S. No.	Head	Particulars
1	Building Name	House No. 413
2	Building Address	House No. 413 Yugal Bura Bhandar Jaipur
3	Year of Construction	1763
4	Number of Floors	G+3
5	Number of Basements	None
6	Type of Building	Commercial+Residence
7	Approximate Height	9 m
8	Approximate Area	Not Known
9	Age of Building	250 years
10	Type of Structure	Load Bearing Structure
11	Type of Foundation	Not Known
12	Number of Bore Wells	None
13	Depth and Diameter of Bore	N.A
14	Roadways	One side
15	Presence of Equipment/Machines	None

Pre - Condition Building Survey for Construction of Underground Stations from Chandpole to Bari Chouper and reversal line

Summary of Cracks						
Defect ID	Location	Orientation	Appx. Width (mm)	Appx. Length (m)	Category	Photo No.
1	Wall No. 3 Balcony 3 Second Floor - Part A	Inclined	3	1.3	Slight	9, 9A
2	Wall No. 3 Balcony 5 Second Floor - Part A	Vertical	2.5	0.6	Slight	10, 10A
3	Wall No. 2 Stair SF to TF Second Floor - Part A	Inclined	2.5	1	Slight	11, 11A
4	Wall No. 3 Balcony 5 Second Floor - Part A	Inclined	1.5	1.5	Slight	12, 12A
5	Parapet Wall Balcony 1 Third Floor - Part A	Inclined	1.5	1.1	Slight	13, 13A
6	Roof Room No. 1 Second Floor - Part B	Inclined	0.5	0.7	Very Slight	14, 14A
7	Wall No. 4 Bathroom No. Second Floor - Part B	Vertical	0.35	1.7	Very Slight	15, 15A
8	Wall No. 1 Passage Second Floor - Part B	Vertical	0.35	1.1	Very Slight	16, 16A
9	Second Floor - Part B	Inclined	0.6	1.1	Very Slight	17, 17A
10	Second Floor - Part B	Inclined	0.35	1.2	Very Slight	18, 18A
11	Wall No. 4 Store Second Floor - Part B	Vertical	0.6	1.3	Very Slight	19, 19A

Summary of Defects Other Than Crack			
Defect ID	Location	Description	Photo No.
12	Roof Room No. 1 Ground Floor - Part A	Peeling of Plaster	20
13	Wall No. 2 & 4 Courtyard Ground Floor - Part A	Dampness/Seepage	21
14	Wall No. 2 Courtyard Ground Floor - Part A	Peeling of Plaster	22
15	Wall No. 1 Stair GF to FF Ground Floor - Part A	Peeling of Plaster	23
16	Wall No. 4 Stair GF to FF Ground Floor - Part A	Peeling of Plaster	24
17	Wall No. 3 Balcony 1 First Floor - Part A	Peeling of Plaster	25
18	Wall No. 3 Balcony 1 First Floor - Part A	Peeling of Plaster	26
19	Wall No. 1 Balcony 1 First Floor - Part A	Plaster Crack	27
20	Wall No. 1 Balcony 1 First Floor - Part A	Plaster Crack	28
21	Floor Passage First Floor - Part A	Peeling of Plaster	29
22	Roof Passage First Floor - Part A	Peeling of Plaster	30
23	Wall No. 2 & 4 Passage First Floor - Part A	Peeling of Plaster	31
24	Wall No. 3 Passage First Floor - Part A	Dampness/Seepage	32
25	Roof Toilet No. 1 First Floor - Part A	Dampness/Seepage	33
26	Wall No. 3 Toilet No. 1 First Floor - Part A	Dampness/Seepage	34
27	Wall No. 4 Balcony 2 First Floor - Part A	Dampness/Seepage	35
28	Roof Room No. 1 First Floor - Part A	Peeling of Plaster	36
29	Wall No. 3 Balcony 5 First Floor - Part A	Peeling of Plaster	37
30	Roof Dressing Room First Floor - Part A	Peeling of Plaster	38
31	Wall No. 1 Stair FF to SF First Floor - Part A	Peeling of Plaster	39
32	Wall No. 2 First Floor - Part A	Peeling of Plaster	40
33	Roof First Floor - Part A	Peeling of Plaster	41
34	Wall No. 1 First Floor - Part A	Peeling of Plaster	42
35	Wall No. 3 Balcony 3 Second Floor - Part A	Plaster Crack	43
36	Balcony 3 Shed Second Floor - Part A	Dampness/Seepage	44
37	Balcony 5 Shed Second Floor - Part A	Plaster Crack	45
38	Wall No. 3 Balcony 5 Second Floor - Part A	Dampness/Seepage	46
39	Wall No. 2, 3 & 4 Balcony 5 Second Floor - Part A	Peeling of Plaster	47
40	Floor Kitchen Second Floor - Part A	Damaged Portion	48

41	Wall No.2 & Roof Kitchen Second Floor - Part A	Dampness/Seepage	49
42	Floor Room No. 3 Second Floor - Part A	Peeling of Plaster	50
43	Floor Stair Passage Second Floor - Part A	Plaster Crack	51
44	Stair Step SF to TF Second Floor - Part A	Peeling of Plaster	52
45	Wall No. 2 Stair SF to TF Second Floor - Part A	Dampness/Seepage	53
46	Wall No. 1 Stair SF to TF Second Floor - Part A	Peeling of Plaster	54
47	Wall No. 2 Stair SF to TF Second Floor - Part A	Peeling of Plaster	55
48	Wall No. 2 Stair SF to TF Second Floor - Part A	Peeling of Plaster	56
49	Floor Passage Second Floor - Part A	Peeling of Plaster	57
50	Floor Balcony 1 Second Floor - Part A	Plaster Crack	58
51	Wall No. 1 & 3 Balcony 1 Third Floor - Part A	Plaster Crack	59
52	Balcony 1 Shed Third Floor - Part A	Plaster Crack	60
53	Wall No. 1 Balcony 1 Third Floor - Part A	Plaster Crack	61
54	Roof Balcony 1 Shed Third Floor - Part A	Dampness/Seepage	62
55	Roof Room No. 1 Third Floor - Part A	Plaster Crack	63
56	Roof Toilet No. 1 Third Floor - Part A	Plaster Crack	64
57	Roof Room No. 3 Third Floor - Part A	Peeling of Plaster	65
58	Wall No. 2 & Roof Room No. 3 Third Floor - Part A	Dampness/Seepage	66
59	Roof Room No. 3 Third Floor - Part A	Plaster Crack	67
60	Roof Room No. 3 Third Floor - Part A	Dampness/Seepage	68
61	Balcony 4 Shed Third Floor - Part A	Peeling of Plaster	69
62	Wall No. 2 Stair TF to Terrace Third Floor - Part A	Plaster Crack	70
63	Third Floor - Part A	Plaster Crack	71
64	Wall No. 2 Stair TF to Terrace Third Floor - Part A	Damaged Portion	72
65	Wall No. 3 & 5 Terrace	Plaster Crack	73
66	Tinshed Room Terrace	Peeling of Plaster	74
67	Parapet Wall No. 4 Terrace	Plaster Crack	75
68	Parapet Wall No. 2 Terrace	Plaster Crack	76
69	Floor Terrace	Plaster Crack	77
70	Roof Room No. 1 Second Floor - Part B	Plaster Crack	78
71	Wall No. 3 Room No. 1 Second Floor - Part B	Dampness/Seepage	79
72	Second Floor - Part B	Peeling of Plaster	80
73	Wall No. 1 Room No. 1 Second Floor - Part B	Peeling of Plaster	81
74	Roof Kitchen Second Floor - Part B	Peeling of Plaster	82
75	Roof Kitchen Second Floor - Part B	Peeling of Plaster	83
76	Wall No. 4 Kitchen Second Floor - Part B	Dampness/Seepage	84
77	Wall No. 4 Kitchen Second Floor - Part B	Dampness/Seepage	85
78	Wall No. 1 & 3 Kitchen Second Floor - Part B	Plaster Crack	86
79	Wall No. Roof & 4 Room No. 2 Second Floor - Part B	Dampness/Seepage	87
80	Roof Room No. 2 Second Floor - Part B	Dampness/Seepage	88
81	Wall No. 1,4 & Roof Bathroom Second Floor - Part B	Peeling of Plaster	89
82	Wall No. 4 Toilet No. 1 Second Floor - Part B	Plaster Crack	90
83	Second Floor - Part B	Dampness/Seepage	91
84	Wall No. 4 Toilet No. 1 Second Floor - Part B	Peeling of Plaster	92
85	Wall No. 1 Toilet No. 1 Second Floor - Part B	Plaster Crack	93
86	Wall No. 4 Store Second Floor - Part B	Plaster Crack	94
87	Wall No. 4 Store Second Floor - Part B	Plaster Crack	95
88	Wall No. 4 Store Second Floor - Part B	Plaster Crack	96
89	Side View External façade	Peeling of Plaster	97
90	Shop 1 External façade	Peeling of Plaster	98
91	Shop 3 Entry Gate External façade	Peeling of Plaster	99
92	Shop 3 External façade	Peeling of Plaster	100
93	Roof Shop Ground Floor	Peeling of Plaster	101

94	Shop No.2 Ground floor	Peeling of Plaster	102
95	Roof Shop No.2 Ground floor	Peeling of Plaster	103
96	Wall No. 1 Shop No.2 Ground floor	Damaged Portion	104

Summary of Areas that Could not be Surveyed

Serial No.	Location	Description	Photo No.
1	Wall No. 1 Room No. 1 Ground Floor - Part A	Covered with Material	105
2	Wall No. 6 Room No. 1 Ground Floor - Part A	Covered with Material	106
3	Wall No. 4 Room No. 1 Ground Floor - Part A	Covered with Material	107
4	Store Ground Floor - Part A	Locked	108
5	All Walls Toilet No. 1 First Floor - Part A	Covered with Tiles	109
6	Wall No. 2 Room No. 1 First Floor - Part A	Covered with Material	110
7	Wall No. 4 Dressing Room First Floor - Part A	Covered with Wood	111
8	Wall No. 1 & 2 Kitchen Second Floor - Part A	Covered with Tiles	112
9	Wall No. 1 & 2 Kitchen Second Floor - Part A	Covered with Tiles	113
10	All Walls Bathroom Second Floor - Part A	Covered with Tiles	114
11	Wall No. 1 Room No. 1 Third Floor - Part A	Covered with Material	115
12	Wall No. 2 Room No. 1 Third Floor - Part A	Covered with Material	116
13	All Walls Toilet No. 1 Third Floor - Part A	Covered with Tiles	117
14	Wall No. 1 Kitchen Third Floor - Part A	Covered with Material	118
15	Room on Terrace	Locked	119
16	Second Floor - Part B	Covered with Material	120
17	Store Second Floor - Part B	Locked	121
18	Store Second Floor - Part B	Locked	122
19	Shop Third Floor - Part B	Locked	123
20	Shop 2	Locked	124
21	External Wall External façade	Covered With Material	125
22	Shop Ground Floor	Covered With Material	126
23	Wall No. 1 Shop Ground Floor	Covered With Material	127
24	Wall No. 4 Shop Ground Floor	Covered With Falls Ceiling	128
25	Wall No. 4 Shop No.2 Ground floor		129



Pre - Condition Building Survey for Construction of Underground Stations from Chandpole to Bari Chouper and reversal line



Photo 1
General Side View of House



Photo 2
Balcony 6 Tinshed, Second Floor - Part A



Photo 3
Bore Well, First Floor - Part B



Photo 4
Side View, Third Floor - Part B



Photo 5
View of Shop, External façade



Photo 6
View of Shop No.2, Ground Floor

Pre - Condition Building Survey for Construction of Underground Stations from Chandpole to Bari Chouper and reversal line



Photo 7
View of Shop No.3, Ground floor



Photo 8
View of Shop No.3, Ground floor



Photo 9
Inclined Crack on Wall No. 3 of Balcony 3, Second Floor - Part A
Approx. Width = 3mm, Approx. Length = 1.3m.
Distance from w2 = 1.5m, Height from Floor = 1.05m.



Photo 9A
Inclined Crack on Wall No. 3 of Balcony 3, Second Floor - Part A
Approx. Width = 3mm, Approx. Length = 1.3m.
Distance from w2 = 1.5m, Height from Floor = 1.05m.



Photo 10
Vertical Crack on Wall No. 3 of Balcony 5, Second Floor - Part A
Approx. Width = 2.5mm, Approx. Length = 0.6m.
Distance from w1 = 3.5m, Height from Floor = 0.5m.



Photo 10A
Vertical Crack on Wall No. 3 of Balcony 5, Second Floor - Part A
Approx. Width = 2.5mm, Approx. Length = 0.6m.
Distance from w1 = 3.5m, Height from Floor = 0.5m.

Pre - Condition Building Survey for Construction of Underground Stations from Chandpole to Bari Chouper and reversal line



Photo 11

Inclined Crack on Wall No. 2 of Stair SF to TF, Second Floor - Part A
Approx. Width = 2.5mm, Approx. Length = 1m.
Distance from w4 = 0.35m, Height from Floor = 1.5m.



Photo 11A

Inclined Crack on Wall No. 2 of Stair SF to TF, Second Floor - Part A
Approx. Width = 2.5mm, Approx. Length = 1m. Distance from w4 = 0.35m, Height from Floor = 1.5m.



Photo 12

Inclined Crack on Wall No. 3 of Balcony 5, Second Floor - Part A
Approx. Width = 1.5mm, Approx. Length = 1.5m.
Distance from w1 = 1m, Height from Floor = 1.5m.



Photo 12A

Inclined Crack on Wall No. 3 of Balcony 5, Second Floor - Part A
Approx. Width = 1.5mm, Approx. Length = 1.5m.
Distance from w1 = 1m, Height from Floor = 1.5m.



Photo 13

Inclined Crack on Parapet Wall of Balcony 1, Third Floor - Part A
Approx. Width = 1.5mm, Approx. Length = 1.1m. Distance from w3 = 0.5m, Height from Floor = 0.6m.



Photo 13A

Inclined Crack on Parapet Wall of Balcony 1, Third Floor - Part A
Approx. Width = 1.5mm, Approx. Length = 1.1m. Distance from w3 = 0.5m, Height from Floor = 0.6m.

Pre - Condition Building Survey for Construction of Underground Stations from Chandpole to Bari Chouper and reversal line



Photo 14

Inclined Crack on Roof of Room No. 1, Second Floor - Part B
Approx. Width = 0.5mm, Approx. Length = 0.7m.
Distance from W1 = 0.7m, Height from Floor = 1.7m.



Photo 14A

Inclined Crack on Roof of Room No. 1, Second Floor - Part B
Approx. Width = 0.5mm, Approx. Length = 0.7m.
Distance from W1 = 0.7m, Height from Floor = 1.7m.



Photo 15

Vertical Crack on Wall No. 4 of Bathroom No. , Second Floor - Part B
Approx. Width = 0.35mm, Approx. Length = 1.7m. Distance from w1 = 0.6m, Height from Floor = 1m.




Photo 15A

Vertical Crack on Wall No. 4 of Bathroom No. , Second Floor - Part B
Approx. Width = 0.35mm, Approx. Length = 1.7m. Distance from w1 = 0.6m, Height from Floor = 1m.



Photo 16

Vertical Crack on Wall No. 1 of Passage, Second Floor - Part B
Approx. Width = 0.35mm, Approx. Length = 1.1m.
Distance from w3 = 0.2m, Height from Floor = 1m.



Photo 16A

Vertical Crack on Wall No. 1 of Passage, Second Floor - Part B
Approx. Width = 0.35mm, Approx. Length = 1.1m.
Distance from w3 = 0.2m, Height from Floor = 1m.

Pre - Condition Building Survey for Construction of Underground Stations from Chandpole to Bari Chouper and reversal line



Photo 17

Inclined Crack on Second Floor - Part B
Approx. Width = 0.6mm, Approx. Length = 1.1m.
Distance from w1 = 2m, Height from Floor = 1.4m.



Photo 17A

Inclined Crack on of , Second Floor - Part B
Approx. Width = 0.6mm, Approx. Length = 1.1m.
Distance from w1 = 2m, Height from Floor = 1.4m.



Photo 18

Inclined Crack on Second Floor - Part B
Approx. Width = 0.35mm, Approx. Length = 1.2m.
Distance from w1 = 1.5m, Height from Floor = 0m.



Photo 18A

Inclined Crack on Second Floor - Part B
Approx. Width = 0.35mm, Approx. Length = 1.2m.
Distance from w1 = 1.5m, Height from Floor = 0m.



Photo 19

Vertical Crack on Wall No. 4 of Store, Second Floor - Part B
Approx. Width = 0.6mm, Approx. Length = 1.3m.
Distance from w1 = 3m, Height from Floor = 1m.



Photo 19A

Vertical Crack on Wall No. 4 of Store, Second Floor - Part B
Approx. Width = 0.6mm, Approx. Length = 1.3m.
Distance from w1 = 3m, Height from Floor = 1m.

Pre - Condition Building Survey for Construction of Underground Stations from Chandpole to Bari Chouper and reversal line



Photo 20

Peeling of Plaster on Roof of Room No. 1 of Ground Floor - Part A



Photo 21

Dampness/Seepage on Wall No. 2 & 4 of Courtyard of Ground Floor - Part A



Photo 22

Peeling of Plaster on Wall No. 2 of Courtyard of Ground Floor - Part A



Photo 23

Peeling of Plaster on Wall No. 1 of Stair GF to FF of Ground Floor - Part A



Photo 24

Peeling of Plaster on Wall No. 4 of Stair GF to FF of Ground Floor - Part A




Photo 25

Peeling of Plaster on Wall No. 3 of Balcony 1 of First Floor - Part A

Pre - Condition Building Survey for Construction of Underground Stations from Chandpole to Bari Chouper and reversal line



Photo 26

Peeling of Plaster on Wall No. 3 of Balcony 1 of First Floor - Part A



Photo 27

Plaster Crack on Wall No. 1 of Balcony 1 of First Floor - Part A



Photo 28

Plaster Crack on Wall No. 1 of Balcony 1 of First Floor - Part A




Photo 29

Peeling of Plaster on Floor of Passage of First Floor - Part A



Photo 30

Peeling of Plaster on Roof of Passage of First Floor - Part A



Photo 31

Peeling of Plaster on Wall No. 2 & 4 of Passage of First Floor - Part A

Pre - Condition Building Survey for Construction of Underground Stations from Chandpole to Bari Chouper and reversal line



Photo 32

Dampness/Seepage on Wall No. 3 of Passage of First Floor - Part A



Photo 33

Dampness/Seepage on Roof of Toilet No. 1 of First Floor - Part A



Photo 34

Dampness/Seepage on Wall No. 3 of Toilet No. 1 of First Floor - Part A



Photo 35

Dampness/Seepage on Wall No. 4 of Balcony 2 of First Floor - Part A



Photo 36

Peeling of Plaster on Roof of Room No. 1 of First Floor - Part A



Photo 37

Peeling of Plaster on Wall No. 3 of Balcony 5 of First Floor - Part A

Pre - Condition Building Survey for Construction of Underground Stations from Chandpole to Bari Chouper and reversal line



Photo 38

Peeling of Plaster on Roof of Dressing Room of First Floor - Part A



Photo 39

Peeling of Plaster on Wall No. 1 of Stair FF to SF of First Floor - Part A



Photo 40

Peeling of Plaster on Wall No. 2 of First Floor - Part A



Photo 41

Peeling of Plaster on Roof of First Floor - Part A



Photo 42

Peeling of Plaster on Wall No. 1 of First Floor - Part A



Photo 43

Plaster Crack on Wall No. 3 of Balcony 3 of Second Floor - Part A

Pre - Condition Building Survey for Construction of Underground Stations from Chandpole to Bari Chouper and reversal line



Photo 44

Dampness/Seepage on Balcony 3 Shed of Second Floor - Part A



Photo 45

Plaster Crack on Balcony 5 Shed of Second Floor - Part A



Photo 46

Dampness/Seepage on Wall No. 3 of Balcony 5 of Second Floor - Part A



Photo 47

Peeling of Plaster on Wall No. 2, 3 & 4 of Balcony 5 of Second Floor - Part A



Photo 48

Damaged Portion on Floor of Kitchen of Second Floor - Part A



Photo 49

Dampness/Seepage on Wall No.2 & Roof of Kitchen of Second Floor - Part A

Pre - Condition Building Survey for Construction of Underground Stations from Chandpole to Bari Chouper and reversal line



Photo 50

Peeling of Plaster on Floor of Room No. 3 of Second Floor - Part A



Photo 51

Plaster Crack on Floor of Stair Passage of Second Floor - Part A



Photo 52

Peeling of Plaster on Stair Step SF to TF of Second Floor - Part A



Photo 53

Dampness/Seepage on Wall No. 2 of Stair SF to TF of Second Floor - Part A



Photo 54

Peeling of Plaster on Wall No. 1 of Stair SF to TF of Second Floor - Part A



Photo 55

Peeling of Plaster on Wall No. 2 of Stair SF to TF of Second Floor - Part A

Pre - Condition Building Survey for Construction of Underground Stations from Chandpole to Bari Chouper and reversal line



Photo 56

Peeling of Plaster on Wall No. 2 of Stair SF to TF of Second Floor - Part A



Photo 57

Peeling of Plaster on Floor of Passage of Second Floor - Part A



Photo 58

Plaster Crack on Floor of Balcony 1 of Second Floor - Part A



Photo 59

Plaster Crack on Wall No. 1 & 3 of Balcony 1 of Third Floor - Part A



Photo 60

Plaster Crack on Balcony 1 Shed of Third Floor - Part A



Photo 61

Plaster Crack on Wall No. 1 of Balcony 1 of Third Floor - Part A

Pre - Condition Building Survey for Construction of Underground Stations from Chandpole to Bari Chouper and reversal line



Photo 62

Dampness/Seepage on Roof of Balcony 1 Shed of Third Floor - Part A



Photo 63

Plaster Crack on Roof of Room No. 1 of Third Floor - Part A



Photo 64

Plaster Crack on Roof of Toilet No. 1 of Third Floor - Part A



Photo 65

Peeling of Plaster on Roof of Room No. 3 of Third Floor - Part A



Photo 66

Dampness/Seepage on Wall No. 2 & Roof of Room No. 3 of Third Floor - Part A



Photo 67

Plaster Crack on Roof of Room No. 3 of Third Floor - Part A

Pre - Condition Building Survey for Construction of Underground Stations from Chandpole to Bari Chouper and reversal line



Photo 68
Dampness/Seepage on Roof of Room No. 3 of Third Floor - Part A



Photo 69
Peeling of Plaster on Balcony 4 Shed of Third Floor - Part A



Photo 70
Plaster Crack on Wall No. 2 of Stair TF to Terrace of Third Floor - Part A



Photo 71
Plaster Crack on Third Floor - Part A



Photo 72
Damaged Portion on Wall No. 2 of Stair TF to Terrace of Third Floor - Part A



Photo 73
Plaster Crack on Wall No. 3 & 5 of Terrace

Pre - Condition Building Survey for Construction of Underground Stations from Chandpole to Bari Chouper and reversal line



Photo 74
Peeling of Plaster on Tinshed Room of Terrace



Photo 75
Plaster Crack on Parapet Wall No. 4 of Terrace



Photo 76
Plaster Crack on Parapet Wall No. 2 of Terrace



Photo 77
Plaster Crack on Floor of Terrace



Photo 78
Plaster Crack on Roof of Room No. 1 of Second Floor - Part B




Photo 79
Dampness/Seepage on Wall No. 3 of Room No. 1 of Second Floor - Part B

Pre - Condition Building Survey for Construction of Underground Stations from Chandpole to Bari Chouper and reversal line



Photo 80
Peeling of Plaster on Second Floor - Part B



Photo 81
Peeling of Plaster on Wall No. 1 of Room No. 1 of Second Floor - Part B



Photo 82
Peeling of Plaster on Roof of Kitchen of Second Floor - Part B



Photo 83
Peeling of Plaster on Roof of Kitchen of Second Floor - Part B



Photo 84
Dampness/Seepage on Wall No. 4 of Kitchen of Second Floor - Part B



Photo 85
Dampness/Seepage on Wall No. 4 of Kitchen of Second Floor - Part B

Pre - Condition Building Survey for Construction of Underground Stations from Chandpole to Bari Chouper and reversal line



Photo 86

Plaster Crack on Wall No. 1 & 3 of Kitchen of Second Floor - Part B




Photo 87

Dampness/Seepage on Wall No. 4 & Roof Room No. 2 of Second Floor - Part B



Photo 88

Dampness/Seepage on Roof of Room No. 2 of Second Floor - Part B



Photo 89

Peeling of Plaster on Wall No. 1, 4 & Roof, of Bathroom of Second Floor - Part B



Photo 90

Plaster Crack on Wall No. 4 of Toilet No. 1 of Second Floor - Part B



Photo 91

Dampness/Seepage on Second Floor - Part B

Pre - Condition Building Survey for Construction of Underground Stations from Chandpole to Bari Chouper and reversal line



Photo 92

Peeling of Plaster on Wall No. 4 of Toilet No. 1 of Second Floor - Part B




Photo 93

Plaster Crack on Wall No. 1 of Toilet No. 1 of Second Floor - Part B



Photo 94

Plaster Crack on Wall No. 4 of Store of Second Floor - Part B



Photo 95

Plaster Crack on Wall No. 4 of Store of Second Floor - Part B



Photo 96

Plaster Crack on Wall No. 4 of Store of Second Floor - Part B



Photo 97

Peeling of Plaster on Side View of External façade

Pre - Condition Building Survey for Construction of Underground Stations from Chandpole to Bari Chouper and reversal line



Photo 98
Peeling of Plaster on Shop 1 of External façade



Photo 99
Peeling of Plaster on Entry Gate of Shop 3 of External façade



Photo 100
Peeling of Plaster on Shop 3 of External façade



Photo 101
Peeling of Plaster on Roof of Shop of Ground Floor



Photo 102
Peeling of Plaster on Shop No.2 of Ground floor



Photo 103
Peeling of Plaster on Roof of Shop No.2 of Ground floor

Pre - Condition Building Survey for Construction of Underground Stations from Chandpole to Bari Chouper and reversal line



Photo 104
Damaged Portion on Wall No. 1 of Shop No.2 of Ground floor



Photo 105
Wall No. 1 of Room No. 1 of Ground Floor - Part A Covered with Material



Photo 106
Wall No. 6 of Room No. 1 of Ground Floor - Part A Covered with Material



Photo 107
Wall No. 4 of Room No. 1 of Ground Floor - Part A Covered with Material



Photo 108
Store of Ground Floor - Part A Locked



Photo 109
All Walls of Toilet No. 1 of First Floor - Part A Covered with Tiles

Pre - Condition Building Survey for Construction of Underground Stations from Chandpole to Bari Chouper and reversal line



Photo 110

Wall No. 2 of Room No. 1 of First Floor - Part A Covered with Material



Photo 111

Wall No. 4 of Dressing Room of First Floor - Part A Covered with Wood



Photo 112

Wall No. 1 & 2 of Kitchen of Second Floor - Part A Covered with Tiles



Photo 113

Wall No. 1 & 2 of Kitchen of Second Floor - Part A Covered with Tiles



Photo 114

All Walls of Bathroom of Second Floor - Part A Covered with Tiles



Photo 115

Wall No. 1 of Room No. 1 of Third Floor - Part A Covered with Material

Pre - Condition Building Survey for Construction of Underground Stations from Chandpole to Bari Chouper and reversal line



Photo 116

Wall No. 2 of Room No. 1 of Third Floor - Part A Covered with Material



Photo 117

All Walls of Toilet No. 1 of Third Floor - Part A Covered with Tiles



Photo 118

Wall No. 1 of Kitchen of Third Floor - Part A Covered with Material



Photo 119

Room on Terrace Locked



Photo 120

Second Floor - Part B Covered with Material



Photo 121

Store of Second Floor - Part B Locked

Pre - Condition Building Survey for Construction of Underground Stations from Chandpole to Bari Chouper and reversal line



Photo 122
Store of Second Floor - Part B Locked



Photo 123
Shop on Third Floor - Part B Locked



Photo 124
Shop Room Locked



Photo 125
External Wall of External façade Covered With Material



Photo 126
Shop of Ground Floor Covered With Material



Photo 127
Wall No. 1 of Shop of Ground Floor Covered With Material

Pre - Condition Building Survey for Construction of Underground Stations from Chandpole to Bari Chouper and reversal line



Photo 128

Wall No. 4 of Shop of Ground Floor Covered With Falls Ceiling



Photo 129

Wall No. 4 of Shop No.2 of Ground floor Covered With Material

Pre - Condition Building Survey for Construction of Underground Stations from Chandpole to Bari Chouper and reversal line



House No.
Yugal Bura Bhandar
Jaipur
Unique ID: CC BC DN 0056

Report Number: AIMIL/ESG/JMCEC/CC BC DN 0056/01, Rev. 00, Dated: January 2014

Building Owner
Contractor

Mr. Krishan Bharamchari
CEC

Client
Sub-Contractor

JMRC Limited
AIMIL Limited

Pre - Condition Building Survey for Construction of Underground Stations from Chandpole to Bari Chouper and reversal line

Table of Contents

S.No.	Particulars	Page No.
1	Introduction	2
2	Survey Details	2
3	About the Structure	3
4	Building Ownership Details	3
5	Project Details	4
6	General Building Details	4
7	Summary of Cracks	5
8	Summary of Defects other than Cracks	
9	Summary of Areas that Could not be surveyed	
10	Defect Photographs	
11	Schematic Diagram of Building	

Introduction

The Jaipur Metro Rail is being constructed to provide the city of Jaipur with a modern and technologically advanced Transit System, to provide a safe and well connected means of transport that reduces traffic congestion. The project consists of two corridors with underground and elevated sections.

The construction of underground rail and road infrastructures in metropolitan and cosmopolitan cities are mostly through developed area under challenging soil conditions.

The alignment of structure is passing through densely inhabited areas, many structures are falling in the zone of influence of construction activities. It is required to carry out the pre-condition survey of those structures. The scope of work of this survey includes carrying out pre-condition survey of those structures.

Survey Details

S.No.	Head	Particulars	Signatures
1	Date of Survey	20/12/2013	
2	AIMIL Representative		
3	CEC Representative		
4	Structural Designer of CEC		
5	JMRC/DMRC Representative		

Pre - Condition Building Survey for Construction of Underground Stations from Chandpole to Bari Chouper and reversal line

About the Structure

The structure under consideration is a Single Story Load Bearing Structure having a basement. The structure was constructed in year 1943 and is 70 years old.

There are 4 defects in the structure out of which 1 are cracks. Category wise distribution of cracks is given in the table below. Overall the Building can be categorised in Category I (Very Slight)

Category	Number of Cracks	% of Total Cracks
Negligible (< 0.1mm)	0	0%
Very Slight (0.1 to 1mm)	1	100%
Slight (1 to 5mm)	0	0%
Moderate (5 to 15mm)	0	0%
Severe (15 to 25mm)	0	0%
Very Severe (>25mm)	0	0%

The average width of cracks is 0.5mm and average length of cracks is 0.5m. The maximum crack width is 0.5mm and minimum width is 0.5mm.

Building Ownership Details			
Unique ID/Sub ID	Premises Name	Owner	Signatures
CC-BC/DL/0056			

Pre - Condition Building Survey for Construction of Underground Stations from Chandpole to Bari Chouper and reversal line

Project Details		
S. No.	Head	Particulars
1	Project	Jaipur Metro Rail Project
2	Section	Chandpole to Bari Chaupar
3	Client	JMRC Limited
4	Consultant	DMRC Limited
5	Contractor	CEC
6	Design Consultant of Contractor	Omikron Kappa - Indus Consultrans JV
7	Sub-Contractor	AIMIL Limited
8	Subject	Pre-Condition Survey Report

General Building Details (As informed verbally by Building Owner)		
S. No.	Head	Particulars
1	Building Name	House No.
2	Building Address	House No. Yugal Bura Bhandar Jaipur
3	Year of Construction	1943
4	Number of Floors	B+G
5	Number of Basements	1
6	Type of Building	Commercial
7	Approximate Height	3 m
8	Approximate Area	Not Known
9	Age of Building	70 years
10	Type of Structure	Load Bearing Structure
11	Type of Foundation	Not Known
12	Number of Bore Wells	None
13	Depth and Diameter of Bore	N.A
14	Roadways	One side
15	Presence of Equipment/Machines	None

Pre - Condition Building Survey for Construction of Underground Stations from Chandpole to Bari Chouper and reversal line

Summary of Cracks						
Defect ID	Location	Orientation	Appx. Width (mm)	Appx. Length (m)	Category	Photo No.
1	Outer Wall Toilet No. 1 Ground Floor	Inclined	0.5	0.5	Very Slight	5, 5A

Summary of Defects Other Than Crack			
Defect ID	Location	Description	Photo No.
2	Wall No. 9 Ground Floor	Peeling of Plaster	6
3	Wall No. 4 Room No. 1 Ground Floor	Peeling of Plaster	7
4	Roof Ground Floor	Peeling of Plaster	8

Summary of Areas that Could not be Surveyed			
Serial No.	Location	Description	Photo No.
1	Bathroom Ground Floor	Covered With Tiles	9
2	Toilet No. 1 Ground Floor	Covered With Tiles	10
3	All walls Ground Floor		11

Pre - Condition Building Survey for Construction of Underground Stations from Chandpole to Bari Chouper and reversal line



Photo 1
View of Shop



Photo 2
View of Room No.2, Ground Floor



Photo 3
View of Tin Shed Area, Ground Floor



Photo 4
View of Cold Room, Ground Floor



Photo 5
Inclined Crack on Outer Wall of Toilet No. 1, Ground Floor
Approx. Width = 0.5mm, Approx. Length = 0.5m.
Distance from Wall No.4 = 1m, Height from Floor = 1.8m.




Photo 5A
Inclined Crack on Outer Wall of Toilet No. 1, Ground Floor
Approx. Width = 0.5mm, Approx. Length = 0.5m.
Distance from Wall No.4 = 1m, Height from Floor = 1.8m.

Pre - Condition Building Survey for Construction of Underground Stations from Chandpole to Bari Chouper and reversal line



Photo 6
Peeling of Plaster on Wall No. 9 of Ground Floor



Photo 7
Peeling of Plaster on Wall No. 4 of Room No. 1 of Ground Floor



Photo 8
Peeling of Plaster on Roof of Ground Floor



Photo 9
Bathroom No. of Ground Floor Covered With Tiles



Photo 10
Toilet No. 1 of Ground Floor Covered With Tiles



Photo 11
All walls of Ground Floor

Pre - Condition Building Survey for Construction of Underground Stations from Chandpole to Bari Chouper and reversal line



House No. 424
Mr. Kaushal, Tripolia Bazar
Jaipur
Unique ID: CC BC DN 0058

Report Number: AIMIL/ESG/JMCEC/CC BC DN 0058/01, Rev. 00, Dated: January 2014

Building Owner
Contractor

Mr. Kaushal
CEC

Client
Sub-Contractor

JMRC Limited
AIMIL Limited

Pre - Condition Building Survey for Construction of Underground Stations from Chandpole to Bari Chouper and reversal line

Table of Contents

S.No.	Particulars	Page No.
1	Introduction	2
2	Survey Details	2
3	About the Structure	3
4	Building Ownership Details	3
5	Project Details	4
6	General Building Details	4
7	Summary of Cracks	5
8	Summary of Defects other than Cracks	
9	Summary of Areas that Could not be surveyed	
10	Defect Photographs	
11	Schematic Diagram of Building	

Introduction

The Jaipur Metro Rail is being constructed to provide the city of Jaipur with a modern and technologically advanced Transit System, to provide a safe and well connected means of transport that reduces traffic congestion. The project consists of two corridors with underground and elevated sections.

The construction of underground rail and road infrastructures in metropolitan and cosmopolitan cities are mostly through developed area under challenging soil conditions.

The alignment of structure is passing through densely inhabited areas, many structures are falling in the zone of influence of construction activities. It is required to carry out the pre-condition survey of those structures. The scope of work of this survey includes carrying out pre-condition survey of those structures.

Survey Details

S.No.	Head	Particulars	Signatures
1	Date of Survey	20/12/2013	
2	AIMIL Representative		
3	CEC Representative		
4	Structural Designer of CEC		
5	JMRC/DMRC Representative		

Pre - Condition Building Survey for Construction of Underground Stations from Chandpole to Bari Chouper and reversal line

About the Structure

The structure under consideration is a Multi Story Load Bearing Structure having 4 floors. The structure was constructed in year 1713 and is 300 years old.

There are 55 defects in the structure out of which 13 are cracks. Category wise distribution of cracks is given in the table below. Overall the Building can be categorised in Category III (Moderate)

Category	Number of Cracks	% of Total Cracks
Negligible (< 0.1mm)	0	0%
Very Slight (0.1 to 1mm)	7	53.85%
Slight (1 to 5mm)	5	38.46%
Moderate (5 to 15mm)	1	7.69%
Severe (15 to 25mm)	0	0%
Very Severe (>25mm)	0	0%

The average width of cracks is 1.69mm and average length of cracks is 1.66m. The maximum crack width is 10mm and minimum width is 0.35mm.

Building Ownership Details			
Unique ID/Sub ID	Premises Name	Owner	Signatures
CC-BC/DL/0058	Mr. Kaushal		

Pre - Condition Building Survey for Construction of Underground Stations from Chandpole to Bari Chouper and reversal line

Project Details		
S. No.	Head	Particulars
1	Project	Jaipur Metro Rail Project
2	Section	Chandpole to Bari Chaupar
3	Client	JMRC Limited
4	Consultant	DMRC Limited
5	Contractor	CEC
6	Design Consultant of Contractor	Omikron Kappa - Indus Consultrans JV
7	Sub-Contractor	AIMIL Limited
8	Subject	Pre-Condition Survey Report

General Building Details (As informed verbally by Building Owner)		
S. No.	Head	Particulars
1	Building Name	House No. 424
2	Building Address	Mr. Kaushal, Tripolia Bazar
3	Year of Construction	1713
4	Number of Floors	G+3
5	Number of Basements	None
6	Type of Building	Residential
7	Approximate Height	12 m
8	Approximate Area	Not Known
9	Age of Building	300 years
10	Type of Structure	Load Bearing Structure
11	Type of Foundation	Not Known
12	Number of Bore Wells	None
13	Depth and Diameter of Bore	N.A
14	Roadways	One side
15	Presence of Equipment/Machines	None

Pre - Condition Building Survey for Construction of Underground Stations from Chandpole to Bari Chouper and reversal line

Summary of Cracks						
Defect ID	Location	Orientation	Appx. Width (mm)	Appx. Length (m)	Category	Photo No.
1	Roof Room No. 1 House No. 424 Part A, Second Floor	Inclined	0.45	2	Very Slight	5, 5A
2	Floor Room No. 1 House No. 424 Part A, Second Floor	Inclined	1	1.3	Slight	6, 6A
3	Floor Passage 1 House No. 424 Part A, First Floor	Inclined	0.5	1.5	Very Slight	7, 7A
4	Roof Room No. 3 First Floor	Horizontal	0.8	2.5	Very Slight	8
5	Roof Room No. 3 First Floor	Inclined	0.8	0.8	Very Slight	9
6	Roof Open Area House No. 424 Part A, Ground Floor	Inclined	0.6	1	Very Slight	10
7	Roof Passage 1 House No. 424 Part A, Ground Floor	Inclined	2.5	1.7	Slight	11
8	Roof Passage 1 House No. 424 Part A, Ground Floor	Inclined	2	1	Slight	12
9	Roof Open Area House No. 424 Part A, Ground Floor	Inclined	0.5	0.6	Very Slight	13
10	Roof Room No. 4 House No. 424 Part A, Ground Floor	Inclined	1	0.6	Slight	14
11	Roof & 2 Room No. 1 House No. 424 Part A, Third Floor	Inclined	0.35	2.6	Very Slight	15, 15A
12	Wall No.2 & Roof Ground Floor	Inclined	10	3	Moderate	16
13	Wall No.2 & Roof Right Side Of Building House No. 424 Part A, Ground Floor	Inclined	1.5	3	Slight	17

Summary of Defects Other Than Crack			
Defect ID	Location	Description	Photo No.
14	House No. 424 Part A Second Floor	Damaged Portion	18
15	Stair Case House No. 424 Part A, Second Floor	Dampness/Seepage	19
16	Passage 1 House No. 424 Part A, Second Floor	Damaged Portion	20
17	Room No. 1 House No. 424 Part A, Second Floor	Damaged Portion	21
18	Room No. 1 House No. 424 Part A, Second Floor	Damaged Portion	22
19	Room No. 1 House No. 424 Part A, Second Floor	Damaged Portion	23
20	Floor Room No. 1 House No. 424 Part A, Second Floor	Damaged Portion	24
21	Roof Room No. 1 House No. 424 Part A, Second Floor	Peeling of Plaster	25
22	Roof Room No. 1 House No. 424 Part A, Second Floor	Peeling of Plaster	26
23	Roof Room No. 1 House No. 424 Part A, Second Floor	Damaged Portion	27
24	Floor Room No. 1 House No. 424 Part A, Second Floor	Plaster Crack	28
25	Roof Bathroom House No. 424 Part A, Second Floor	Peeling of Plaster	29
26	Floor House No. 424 Part A First Floor	Plaster Crack	30
27	Roof Room No. 3 House No. 424 Part A, First Floor	Peeling of Plaster	31
28	Roof Room No. 3 First Floor	Plaster Crack	32
29	Roof Bathroom House No. 424 Part A, First Floor	Damaged Portion	33
30	Roof Bathroom House No. 424 Part A, First Floor	Damaged Portion	34
31	Roof House No. 424 Part A First Floor	Dampness/Seepage	35
32	Roof Balcony 1 House No. 424 Part A, Ground Floor	Damaged Portion	36

33	Roof Passage 1 House No. 424 Part A, Ground Floor	Damaged Portion	37
34	Roof Passage 1 House No. 424 Part A, Ground Floor	Damaged Portion	38
35	Roof Passage 1 House No. 424 Part A, Ground Floor	Peeling of Plaster	39
36	Roof Passage 1 House No. 424 Part A, Ground Floor	Peeling of Plaster	40
37	Roof Passage 1 House No. 424 Part A, Ground Floor	Damaged Portion	41
38	Roof Open Area House No. 424 Part A, Ground Floor	Peeling of Plaster	42
39	Sunshade Open Area House No. 424 Part A, Ground Floor	Peeling of Plaster	43
40	Sunshade Open Area House No. 424 Part A, Ground Floor	Peeling of Plaster	44
41	Sunshade Open Area House No. 424 Part A, Ground Floor	Peeling of Plaster	45
42	Roof Room No. 4 House No. 424 Part A, Ground Floor	Peeling of Plaster	46
43	Roof Room No. 4 House No. 424 Part A, Ground Floor	Peeling of Plaster	47
44	Roof Room No. 4 House No. 424 Part A, Ground Floor	Damaged Portion	48
45	Roof Room No. 3 House No. 424 Part A, Ground Floor	Damaged Portion	49
46	Wall No. 1,4 & Roof Room No. 3 House No. 424 Part A, Ground Floor	Damaged Portion	50
47	Wall No. 1,4& Roof Room No. 3 House No. 424 Part A, Ground Floor	Damaged Portion	51
48	Wall No. 1,4& Roof Room No. 3 House No. 424 Part A, Ground Floor	Damaged Portion	52
49	Roof Room No. 2 House No. 424 Part A, Ground Floor	Damaged Portion	53
50	Roof Room No. 2 House No. 424 Part A, Ground Floor	Damaged Portion	54
51	Roof Room No. 2 House No. 424 Part A, Ground Floor	Damaged Portion	55
52	Roof Room No. 1 House No. 424 Part A, Ground Floor	Damaged Portion	56
53	Wall No.2& Roof Front Side Of Building House No. 424 Part A, Ground Floor	Damaged Portion	57
54	Wall No. 2& Roof Front Side Of Building House No. 424 Part A, Ground Floor	Damaged Portion	58
55	Wall No. 2 & Roof Outer Side on GF House No. 424 Part A, Ground Floor	Damaged Portion	59

Summary of Areas that Could not be Surveyed			
Serial No.	Location	Description	Photo No.
1	Room No. 1 House No. 424 Part A, First Floor	Covered With Almira	60
2	All Wall Bathroom House No. 424 Part A, First Floor	Covered With Tiles	61
3	Roof Room No. 3 First Floor		62
4	Roof Room No. 1 House No. 424 Part A, Ground Floor	Covered With Wood	63

Pre - Condition Building Survey for Construction of Underground Stations from Chandpole to Bari Chouper and reversal line



Photo 1
View of Shop



Photo 2
First Floor



Photo 3
House No. 424 Part A, First Floor



Photo 4
First Floor



Photo 5
Inclined Crack on Roof of Room No. 1, House No. 424 Part A, Second Floor, Approx. Width = 0.45mm, Approx. Length = 2m. Distance from Wall No. 4 = 0.4m, Height from Floor = 0.5m.



Photo 5A
Inclined Crack on Roof of Room No. 1, House No. 424 Part A, Second Floor, Approx. Width = 0.45mm, Approx. Length = 2m. Distance from Wall No. 4 = 0.4m, Height from Floor = 0.5m.

Pre - Condition Building Survey for Construction of Underground Stations from Chandpole to Bari Chouper and reversal line



Photo 6

Inclined Crack on Floor of Room No. 1, House No. 424 Part A, Second Floor, Approx. Width = 1mm, Approx. Length = 1.3m. Distance from Wall No. 1 = 0.25m, Height from Floor = 0m.



Photo 6A

Inclined Crack on Floor of Room No. 1, House No. 424 Part A, Second Floor, Approx. Width = 1mm, Approx. Length = 1.3m. Distance from Wall No. 1 = 0.25m, Height from Floor = 0m.



Photo 7

Inclined Crack on Floor of Passage 1, House No. 424 Part A, First Floor, Approx. Width = 0.5mm, Approx. Length = 1.5m. Distance from Wall No. 4 = 0.7m, Height from Floor = 0m.



Photo 7A

Inclined Crack on Floor of Passage 1, House No. 424 Part A, First Floor, Approx. Width = 0.5mm, Approx. Length = 1.5m. Distance from Wall No. 4 = 0.7m, Height from Floor = 0m.



Photo 8

Horizontal Crack on Roof of Room No. 3, First Floor, Approx. Width = 0.8mm, Approx. Length = 2.5m. Distance from Wall No. 4 = 0m, Height from Floor = 2.5m.



Photo 9

Inclined Crack on Roof of Room No. 3, First Floor, Approx. Width = 0.8mm, Approx. Length = 0.8m. Distance from Wall No. 3 = 2.5m, Height from Floor = 1.8m.

Pre - Condition Building Survey for Construction of Underground Stations from Chandpole to Bari Chouper and reversal line



Photo 10

Inclined Crack on Roof of Open Area, House No. 424 Part A, Ground Floor, Approx. Width = 0.6mm, Approx. Length = 1m. Distance from Wall No. 1 = 1.5m, Height from Floor = 1m.



Photo 11

Inclined Crack on Roof of Passage 1, House No. 424 Part A, Ground Floor, Approx. Width = 2.5mm, Approx. Length = 1.7m. Distance from Wall No. 3 = 1.05m, Height from Floor = 0m.



Photo 12

Inclined Crack on Roof of Passage 1, House No. 424 Part A, Ground Floor, Approx. Width = 2mm, Approx. Length = 1m. Distance from Wall No. 1 = 3m, Height from Floor = 1.2m.



Photo 13

Inclined Crack on Roof of Open Area, House No. 424 Part A, Ground Floor, Approx. Width = 0.5mm, Approx. Length = 0.6m. Distance from Wall No. 1 = 0.6m, Height from Floor = 2.4m.



Photo 14

Inclined Crack on Roof of Room No. 4, House No. 424 Part A, Ground Floor, Approx. Width = 1mm, Approx. Length = 0.6m. Distance from Wall No. 4 = 0m, Height from Floor = 2m.



Photo 15

Inclined Crack on Wall No.2 & Roof of Room No. 1, House No. 424 Part A, Third Floor, Approx. Width = 0.35mm, Approx. Length = 2.6m. Distance from Wall No. 4 = 1.45m, Height from Floor = 1.8m.

Pre - Condition Building Survey for Construction of Underground Stations from Chandpole to Bari Chouper and reversal line



Photo 15A

Inclined Crack on Wall No. 2& Roof of Room No. 1, House No. 424 Part A, Third Floor, Approx. Width = 0.35mm, Approx. Length = 2.6m. Distance from Wall No. 4 = 1.45m, Height from Floor = 1.8m.



Photo 16

Inclined Crack on Wall No. 2& Roof, Ground Floor, Approx. Width = 10mm, Approx. Length = 3m. Distance from Wall No. 1 = 5.5m, Height from Floor = 0m.



Photo 17

Inclined Crack on Wall No. 2& Roof of Right Side Of Building, House No. 424 Part A, Ground Floor, Approx. Width = 1.5mm, Approx. Length = 3m. Distance Wall No. 3 = 6m, Height Floor = 2m.



Photo 18

Damaged Portion of House No. 424 Part A of Second Floor



Photo 19

Dampness/Seepage of Stair Case of House No. 424 Part A, Second Floor



Photo 20

Damaged Portion of Passage 1 of House No. 424 Part A, Second Floor

Pre - Condition Building Survey for Construction of Underground Stations from Chandpole to Bari Chouper and reversal line



Photo 21

Damaged Portion of Room No. 1 of House No. 424 Part A, Second Floor



Photo 22

Damaged Portion of Room No. 1 of House No. 424 Part A, Second Floor



Photo 23

Damaged Portion of Room No. 1 of House No. 424 Part A, Second Floor



Photo 24

Damaged Portion on Floor of Room No. 1 of House No. 424 Part A, Second Floor




Photo 25

Peeling of Plaster on Roof of Room No. 1 of House No. 424 Part A, Second Floor



Photo 26

Peeling of Plaster on Roof of Room No. 1 of House No. 424 Part A, Second Floor

Pre - Condition Building Survey for Construction of Underground Stations from Chandpole to Bari Chouper and reversal line



Photo 27

Damaged Portion on Roof of Room No. 1 of House No. 424 Part A, Second Floor



Photo 28

Plaster Crack on Floor of Room No. 1 of House No. 424 Part A, Second Floor



Photo 29

Peeling of Plaster on Roof of Bathroom of House No. 424 Part A, Second Floor




Photo 30

Plaster Crack on Floor of House No. 424 Part A of First Floor



Photo 31

Peeling of Plaster on Roof of Room No. 3 of House No. 424 Part A, First Floor



Photo 32

Plaster Crack on Roof of Room No. 3 of First Floor

Pre - Condition Building Survey for Construction of Underground Stations from Chandpole to Bari Chouper and reversal line



Photo 33

Damaged Portion on Roof of Bathroom of House No. 424 Part A, First Floor



Photo 34

Damaged Portion on Roof of Bathroom of House No. 424 Part A, First Floor



Photo 35

Dampness/Seepage on Roof of House No. 424 Part A of First Floor



Photo 36

Damaged Portion on Roof of Balcony 1 of House No. 424 Part A, Ground Floor



Photo 37

Damaged Portion on Roof of Passage 1 of House No. 424 Part A, Ground Floor



Photo 38

Damaged Portion on Roof of Passage 1 of House No. 424 Part A, Ground Floor

Pre - Condition Building Survey for Construction of Underground Stations from Chandpole to Bari Chouper and reversal line



Photo 39
Peeling of Plaster on Roof of Passage 1 of House No. 424 Part A,
Ground Floor



Photo 40
Peeling of Plaster on Roof of Passage 1 of House No. 424 Part A,
Ground Floor



Photo 41
Damaged Portion on Roof of Passage 1 of House No. 424 Part A,
Ground Floor



Photo 42
Peeling of Plaster on Roof of Open Area of House No. 424 Part A,
Ground Floor



Photo 43
Peeling of Plaster on Sunshade of Open Area of House No. 424 Part A,
Ground Floor



Photo 44
Peeling of Plaster on Sunshade of Open Area of House No. 424 Part A,
Ground Floor

Pre - Condition Building Survey for Construction of Underground Stations from Chandpole to Bari Chouper and reversal line



Photo 45

Peeling of Plaster on Sunshade of Open Area of House No. 424 Part A, Ground Floor



Photo 46

Peeling of Plaster on Roof of Room No. 4 of House No. 424 Part A, Ground Floor



Photo 47

Peeling of Plaster on Roof of Room No. 4 of House No. 424 Part A, Ground Floor



Photo 48

Damaged Portion on Roof of Room No. 4 of House No. 424 Part A, Ground Floor



Photo 49

Damaged Portion on Roof of Room No. 3 of House No. 424 Part A, Ground Floor



Photo 50

Damaged Portion on Wall No. 1&4&Roof of Room No. 3 of House No. 424 Part A, Ground Floor

Pre - Condition Building Survey for Construction of Underground Stations from Chandpole to Bari Chouper and reversal line



Photo 51

Damaged Portion on Wall No. 1,4 & Roof of Room No. 3 of House No. 424 Part A, Ground Floor



Photo 52

Damaged Portion on Wall No. 1,4 & Roof of Room No. 3 of House No. 424 Part A, Ground Floor



Photo 53

Damaged Portion on Roof of Room No. 2 of House No. 424 Part A, Ground Floor



Photo 54

Damaged Portion on Roof of Room No. 2 of House No. 424 Part A, Ground Floor



Photo 55

Damaged Portion on Roof of Room No. 2 of House No. 424 Part A, Ground Floor



Photo 56

Damaged Portion on Roof of Room No. 1 of House No. 424 Part A, Ground Floor

Pre - Condition Building Survey for Construction of Underground Stations from Chandpole to Bari Chouper and reversal line



Photo 57

Damaged Portion on Wall No.2 & Roof of Front Side Of Building of House No. 424 Part A, Ground Floor



Photo 58

Damaged Portion on Wall No. 2 & Roof of Front Side Of Building of House No. 424 Part A, Ground Floor



Photo 59

Damaged Portion on Wall No. 2 & Roof of Outer Side on GF of House No. 424 Part A, Ground Floor



Photo 60

Room No. 1 of House No. 424 Part A, First Floor Covered With Almira



Photo 61

All Wall of Bathroom of House No. 424 Part A, First Floor Covered With Tiles



Photo 62

Roof of Room No. 3 of First Floor

Pre - Condition Building Survey for Construction of Underground Stations from Chandpole to Bari Chouper and reversal line



Photo 63

Roof of Room No. 1 of House No. 424 Part A, Ground Floor Covered
With Wood

Pre - Condition Building Survey for Construction of Underground Stations from Chandpole to Bari Chouper and reversal line



House No. 423
Mr. Rajender Kumar Setty, Tripolia Bazar
Jaipur
Unique ID: CC BC DN 0059

Report Number: AIMIL/ESG/JMCEC/CC BC DN 0059/01, Rev. 00, Dated: January 2014

Building Owner
Contractor

Mr. Rajendar Shetty
CEC

Client
Sub-Contractor

JMRC Limited
AIMIL Limited

Pre - Condition Building Survey for Construction of Underground Stations from Chandpole to Bari Chouper and reversal line

Table of Contents

S.No.	Particulars	Page No.
1	Introduction	2
2	Survey Details	2
3	About the Structure	3
4	Building Ownership Details	3
5	Project Details	4
6	General Building Details	4
7	Summary of Cracks	5
8	Summary of Defects other than Cracks	
9	Summary of Areas that Could not be surveyed	
10	Defect Photographs	
11	Schematic Diagram of Building	

Introduction

The Jaipur Metro Rail is being constructed to provide the city of Jaipur with a modern and technologically advanced Transit System, to provide a safe and well connected means of transport that reduces traffic congestion. The project consists of two corridors with underground and elevated sections.

The construction of underground rail and road infrastructures in metropolitan and cosmopolitan cities are mostly through developed area under challenging soil conditions.

The alignment of structure is passing through densely inhabited areas, many structures are falling in the zone of influence of construction activities. It is required to carry out the pre-condition survey of those structures. The scope of work of this survey includes carrying out pre-condition survey of those structures.

Survey Details

S.No.	Head	Particulars	Signatures
1	Date of Survey	20/12/2013	
2	AIMIL Representative		
3	CEC Representative		
4	Structural Designer of CEC		
5	JMRC/DMRC Representative		

Pre - Condition Building Survey for Construction of Underground Stations from Chandpole to Bari Chouper and reversal line

About the Structure

The structure under consideration is a Multi Story Load Bearing Structure having a basement and 3 floors. The structure was constructed in year 1713 and is 300 years old.

There are 43 defects in the structure out of which 9 are cracks. Category wise distribution of cracks is given in the table below. Overall the Building can be categorised in Category II (Slight)

Category	Number of Cracks	% of Total Cracks
Negligible (< 0.1mm)	0	0%
Very Slight (0.1 to 1mm)	6	66.67%
Slight (1 to 5mm)	3	33.33%
Moderate (5 to 15mm)	0	0%
Severe (15 to 25mm)	0	0%
Very Severe (>25mm)	0	0%

The average width of cracks is 0.72mm and average length of cracks is 1.68m. The maximum crack width is 1.5mm and minimum width is 0.25mm.

Building Ownership Details			
Unique ID/Sub ID	Premises Name	Owner	Signatures
CC-BC/DL/0059	Mr. Rajendar Shetty		

Pre - Condition Building Survey for Construction of Underground Stations from Chandpole to Bari Chouper and reversal line

Project Details		
S. No.	Head	Particulars
1	Project	Jaipur Metro Rail Project
2	Section	Chandpole to Bari Chaupar
3	Client	JMRC Limited
4	Consultant	DMRC Limited
5	Contractor	CEC
6	Design Consultant of Contractor	Omikron Kappa - Indus Consultrans JV
7	Sub-Contractor	AIMIL Limited
8	Subject	Pre-Condition Survey Report

General Building Details (As informed verbally by Building Owner)		
S. No.	Head	Particulars
1	Building Name	House No.423
2	Building Address	Mr. Rajender Kumar Setty, Tripolia Bazar
3	Year of Construction	1713
4	Number of Floors	B+G+2
5	Number of Basements	1
6	Type of Building	Residential
7	Approximate Height	09m
8	Approximate Area	Not Known
9	Age of Building	300 years
10	Type of Structure	Load Bearing Structure
11	Type of Foundation	Not Known
12	Number of Bore Wells	None
13	Depth and Diameter of Bore	N.A
14	Roadways	One side
15	Presence of Equipment/Machines	None

Pre - Condition Building Survey for Construction of Underground Stations from Chandpole to Bari Chouper and reversal line

Summary of Cracks						
Defect ID	Location	Orientation	Appx. Width (mm)	Appx. Length (m)	Category	Photo No.
1	Stair Case FF to SF House No. 423, First Floor	Inclined	0.6	1.3	Very Slight	5, 5A
2	Roof Passage 1 House No. 423, First Floor	Inclined	0.5	1.1	Very Slight	6
3	Roof Passage 1 House No. 423, First Floor	Inclined	0.3	2	Very Slight	7
4	Roof Passage 1 House No. 423, First Floor	Inclined	1.5	1.5	Slight	8
5	Roof Room No. 4 House No. 423, Second Floor	Inclined	1	2	Slight	9
6	Roof Room No. 4 House No. 423, Second Floor	Inclined	0.3	1.1	Very Slight	10, 10A
7	Roof Kitchen House No. 423, First Floor	Inclined	0.25	0.95	Very Slight	11, 11A
8	Roof Balcony House No. 423, First Floor	Inclined	1.5	3.2	Slight	12
9	Bathroom No. House No. 423, First Floor	Inclined	0.5	2	Very Slight	13, 13A

Summary of Defects Other Than Crack			
Defect ID	Location	Description	Photo No.
10	Entry Gate House No. 423, Ground Floor	Damaged Portion	14
11	Roof Passage 1 House No. 423, Ground Floor	Damaged Portion	15
12	Roof Hall No. 1 House No. 423, Ground Floor	Damaged Portion	16
13	Roof Varanda House No. 423, Ground Floor	Damaged Portion	17
14	Roof Hall No. 1 House No. 423, Ground Floor	Peeling of Plaster	18
15	Roof Hall No. 1 House No. 423, Ground Floor	Damaged Portion	19
16	Roof Hall No. 1 House No. 423, Ground Floor	Damaged Portion	20
17	Roof Passage 1 House No. 423, Ground Floor	Dampness/Seepage	21
18	Roof Passage 1 House No. 423, Ground Floor	Peeling of Plaster	22
19	Roof Room No. 1 House No. 423, Ground Floor	Peeling of Plaster	23
20	Wall No. 1 & 2 & Roof, Room No. 2 House No. 423, Ground Floor	Dampness/Seepage	24
21	Wall No. 1 & 2 & Roof, Store 1 House No. 423, Ground Floor	Dampness/Seepage	25
22	Wall No. 1 & 2 & Roof, Store 2 House No. 423, Ground Floor	Dampness/Seepage	26
23	Wall No. 1 & 2 & Roof, Passage 3 House No. 423, Ground Floor	Damaged Portion	27
24	Wall No. 1 & 2 & Roof, House No. 423, Basement	Damaged Portion	28
25	Wall No. 1 & Shade Sky Open Lobby House No. 423, First Floor	Damaged Portion	29
26	Wall No. 4 & Roof Lobby House No. 423, First Floor	Damaged Portion	30
27	House No. 423 First Floor	Damaged Portion	31
28	Stair Case FF to SF House No. 423, First Floor	Peeling of Plaster	32
29	Roof Passage 1 House No. 423, First Floor	Plaster Crack	33
30	Roof House No. 423 First Floor	Plaster Crack	34
31	Roof Room No. 4 House No. 423, Second Floor	Peeling of Plaster	35
32	Roof Kitchen House No. 423, First Floor	Damaged Portion	36
33	Roof Kitchen House No. 423, First Floor	Damaged Portion	37
34	Roof Kitchen House No. 423, First Floor	Plaster Crack	38
35	Roof Kitchen House No. 423, First Floor	Plaster Crack	39
36	Roof House No. 423 Ground Floor	Damaged Portion	40
37	Roof Left Side Ground Floor	Damaged Portion	41
38	Roof Left Side Ground Floor	Damaged Portion	42

39	Wall No. 1 & Roof Room No. 4 House No. 423, First Floor	Dampness/Seepage	43
40	Balcony House No. 423, First Floor	Damaged Portion	44
41	Balcony House No. 423, First Floor	Damaged Portion	45
42	Balcony House No. 423, First Floor	Damaged Portion	46
43	Open Sky Outer Side House No. 423, First Floor	Damaged Portion	47

Summary of Areas that Could not be Surveyed			
Serial No.	Location	Description	Photo No.
1	Floor House No. 423 Ground Floor	Covered with Material	48



Pre - Condition Building Survey for Construction of Underground Stations from Chandpole to Bari Chouper and reversal line



Photo 1
View of Shop



Photo 2
House No. 423, Ground Floor



Photo 3
View of Room No. 5, House No. 423, First Floor



Photo 4
Kitchen 3, House No. 423, First Floor



Photo 5
Inclined Crack on of Stair Case FF to SF, House No. 423, First Floor, Approx. Width = 0.6mm, Approx. Length = 1.3m. Distance from Wall No. 1 = 0.9m, Height from Floor = 1m.



Photo 5A
Inclined Crack on of Stair Case FF to SF, House No. 423, First Floor, Approx. Width = 0.6mm, Approx. Length = 1.3m. Distance from Wall No. 1 = 0.9m, Height from Floor = 1m.

Pre - Condition Building Survey for Construction of Underground Stations from Chandpole to Bari Chouper and reversal line



Photo 6

Inclined Crack on Roof of Passage 1, House No. 423, First Floor, Approx. Width = 0.5mm, Approx. Length = 1.1m. Distance from Wall No. 1 = 2.5m, Height from Floor = 2.5m.



Photo 7

Inclined Crack on Roof of Passage 1, House No. 423, First Floor, Approx. Width = 0.3mm, Approx. Length = 2m. Distance from Wall No. 1 = 2.8m, Height from Floor = 2.5m.



Photo 8

Inclined Crack on Roof of Passage 1, House No. 423, First Floor, Approx. Width = 1.5mm, Approx. Length = 1.5m. Distance from Wall No. 3 = 0m, Height from Floor = 1.8m.



Photo 9

Inclined Crack on Roof of Room No. 4, House No. 423, Second Floor, Approx. Width = 1mm, Approx. Length = 2m. Distance from Wall No. 3 = 0m, Height from Floor = 3m.



Photo 10

Inclined Crack on Roof of Room No. 4, House No. 423, Second Floor, Approx. Width = 0.3mm, Approx. Length = 1.1m. Distance from Wall No. 4 = 1.6m, Height from Floor = 0.4m.




Photo 10A

Inclined Crack on Roof of Room No. 4, House No. 423, Second Floor, Approx. Width = 0.3mm, Approx. Length = 1.1m. Distance from Wall No. 4 = 1.6m, Height from Floor = 0.4m.

Pre - Condition Building Survey for Construction of Underground Stations from Chandpole to Bari Chouper and reversal line



Photo 11

Inclined Crack on Roof of Kitchen, House No. 423, First Floor, Approx.
Width = 0.25mm, Approx. Length = 0.95m.
Distance from Wall No. 3 = 0.6m, Height from Floor = 1.5m.



Photo 11A

Inclined Crack on Roof of Kitchen, House No. 423, First Floor, Approx.
Width = 0.25mm, Approx. Length = 0.95m.
Distance from Wall No. 3 = 0.6m, Height from Floor = 1.5m.



Photo 12

Inclined Crack on Roof of Balcony, House No. 423, First Floor, Approx.
Width = 1.5mm, Approx. Length = 3.2m.
Distance from Wall No. 4 = 1.5m, Height from Floor = 5m.



Photo 13

Inclined Crack on wall of Bathroom, House No. 423, First Floor, Approx.
Width = 0.5mm, Approx. Length = 2m.
Distance from Wall No. 1 = 0m, Height from Floor = 1m.



Photo 13A

Inclined Crack on wall of Bathroom, House No. 423, First Floor, Approx.
Width = 0.5mm, Approx. Length = 2m.
Distance from Wall No. 1 = 0m, Height from Floor = 1m.



Photo 14

Damaged Portion on Entry Gate of House No. 423, Ground Floor

Pre - Condition Building Survey for Construction of Underground Stations from Chandpole to Bari Chouper and reversal line



Photo 15

Damaged Portion on Roof of Passage 1 of House No. 423, Ground Floor



Photo 16

Damaged Portion on Roof of Hall No. 1 of House No. 423, Ground Floor



Photo 17

Damaged Portion on Roof of Varanda of House No. 423, Ground Floor



Photo 18

Peeling of Plaster on Roof of Hall No. 1 of House No. 423, Ground Floor



Photo 19

Damaged Portion on Roof of Hall No. 1 of House No. 423, Ground Floor



Photo 20

Damaged Portion on Roof of Hall No. 1 of House No. 423, Ground Floor

Pre - Condition Building Survey for Construction of Underground Stations from Chandpole to Bari Chouper and reversal line



Photo 21

Dampness/Seepage on Roof of Passage 1 of House No. 423, Ground Floor



Photo 22

Peeling of Plaster on Roof of Passage 1 of House No. 423, Ground Floor



Photo 23

Peeling of Plaster on Roof of Room No. 1 of House No. 423, Ground Floor



Photo 24

Dampness/Seepage on Wall No. 1&2& Roof of Room No. 2 of House No. 423, Ground Floor



Photo 25

Dampness/Seepage on Wall No. 1&2 & Roof Store 1 of House No. 423, Ground Floor



Photo 26

Dampness/Seepage on Wall No.1&2& Roof, Store 2 of House No. 423, Ground Floor

Pre - Condition Building Survey for Construction of Underground Stations from Chandpole to Bari Chouper and reversal line



Photo 27

Damaged Portion on Wall No.1&2 & Roof, Passage 3 of House No. 423, Ground Floor



Photo 28

Damaged Portion on Wall No. 1&2 & Roof of House No. 423, Basement



Photo 29

Damaged Portion on Wall No.1 & Shade of Sky Open Lobby of House No. 423, First Floor



Photo 30

Damaged Portion on Wall No. 4 & Roof of Lobby of House No. 423, First Floor



Photo 31

Damaged Portion on of House No. 423 of First Floor



Photo 32

Peeling of Plaster of Stair Case FF to SF of House No. 423, First Floor

Pre - Condition Building Survey for Construction of Underground Stations from Chandpole to Bari Chouper and reversal line



Photo 33

Plaster Crack on Roof of Passage 1 of House No. 423, First Floor



Photo 34

Plaster Crack on Roof of House No. 423 of First Floor



Photo 35

Peeling of Plaster on Roof of Room No. 4 of House No. 423, Second Floor



Photo 36

Damaged Portion on Roof of Kitchen of House No. 423, First Floor



Photo 37

Damaged Portion on Roof of Kitchen of House No. 423, First Floor



Photo 38

Plaster Crack on Roof of Kitchen of House No. 423, First Floor

Pre - Condition Building Survey for Construction of Underground Stations from Chandpole to Bari Chouper and reversal line



Photo 39
Plaster Crack on Roof of Kitchen of House No. 423, First Floor



Photo 40
Damaged Portion on Roof of House No. 423 of Ground Floor



Photo 41
Damaged Portion on Roof of Left Side of Ground Floor



Photo 42
Damaged Portion on Roof of Left Side of Ground Floor



Photo 43
Dampness/Seepage on Wall No. 1 & Roof of Room No. 4 of House No. 423, First Floor



Photo 44
Damaged Portion of Balcony of House No. 423, First Floor

Pre - Condition Building Survey for Construction of Underground Stations from Chandpole to Bari Chouper and reversal line



Photo 45

Damaged Portion of Balcony of House No. 423, First Floor



Photo 46

Damaged Portion of Balcony of House No. 423, First Floor



Photo 47

Damaged Portion of Open Sky Outer Side of House No. 423, First Floor



Photo 48

Floor of House No. 423 of Ground Floor Covered with Material

Pre - Condition Building Survey for Construction of Underground Stations from Chandpole to Bari Chouper and reversal line



Shop No 91-97
Yugal Bura Bhandar
Jaipur
Unique ID: CC 0060

Report Number: AIMIL/ESG/JMCEC/CC BC DN 0060/01, Rev. 00, Dated: January 2014

Building Owner
Contractor

Various Owners
CEC

Client
Sub-Contractor

JMRC Limited
AIMIL Limited

Pre - Condition Building Survey for Construction of Underground Stations from Chandpole to Bari Chouper and reversal line

Table of Contents

S.No.	Particulars	Page No.
1	Introduction	2
2	Survey Details	2
3	About the Structure	3
4	Building Ownership Details	3
5	Project Details	4
6	General Building Details	4
7	Summary of Cracks	5
8	Summary of Defects other than Cracks	
9	Summary of Areas that Could not be surveyed	
10	Defect Photographs	
11	Schematic Diagram of Building	

Introduction

The Jaipur Metro Rail is being constructed to provide the city of Jaipur with a modern and technologically advanced Transit System, to provide a safe and well connected means of transport that reduces traffic congestion. The project consists of two corridors with underground and elevated sections.

The construction of underground rail and road infrastructures in metropolitan and cosmopolitan cities are mostly through developed area under challenging soil conditions.

The alignment of structure is passing through densely inhabited areas, many structures are falling in the zone of influence of construction activities. It is required to carry out the pre-condition survey of those structures. The scope of work of this survey includes carrying out pre-condition survey of those structures.

Survey Details

S.No.	Head	Particulars	Signatures
1	Date of Survey	17/12/2013	
2	AIMIL Representative		
3	CEC Representative		
4	Structural Designer of CEC		
5	JMRC/DMRC Representative		

Pre - Condition Building Survey for Construction of Underground Stations from Chandpole to Bari Chouper and reversal line

About the Structure

The structure under consideration is a Single Story Load Bearing Structure having a basement. The structure was constructed in year 1860 and is 153 years old.

There are 18 defects in the structure out of which 5 are cracks. Category wise distribution of cracks is given in the table below. Overall the Building can be categorised in Category II (Slight)

Category	Number of Cracks	% of Total Cracks
Negligible (< 0.1mm)	0	0%
Very Slight (0.1 to 1mm)	1	20%
Slight (1 to 5mm)	4	80%
Moderate (5 to 15mm)	0	0%
Severe (15 to 25mm)	0	0%
Very Severe (>25mm)	0	0%

The average width of cracks is 1.32mm and average length of cracks is 2.7m. The maximum crack width is 2mm and minimum width is 0.6mm.

Building Ownership Details			
Unique ID/Sub ID	Premises Name	Owner	Signatures
CC-BC/DL/0060-191-A	Mangal Lal Chand Prakash		
CC-BC/DL/0060-191-B	Pandey Brothers		
CC-BC/DL/0060-192-A	Shyam Kripa		
CC-BC/DL/0060-192-B	Sarika Bangles		
CC-BC/DL/0060-193	Pink City Hosiery		
CC-BC/DL/0060-194	Kanhaya Lal Chaudhury		
CC-BC/DL/0060-195	Jai Readymade Centre		
CC-BC/DL/0060-196	Gopi Chand Chuttan Lal Jain		
CC-BC/DL/0060-197-A	Ram Avtar Aggarwal		

Pre - Condition Building Survey for Construction of Underground Stations from Chandpole to Bari Chouper and reversal line

Project Details		
S. No.	Head	Particulars
1	Project	Jaipur Metro Rail Project
2	Section	Chandpole to Bari Chaupar
3	Client	JMRC Limited
4	Consultant	DMRC Limited
5	Contractor	CEC
6	Design Consultant of Contractor	Omikron Kappa - Indus Consultrans JV
7	Sub-Contractor	AIMIL Limited
8	Subject	Pre-Condition Survey Report

General Building Details (As informed verbally by Building Owner)		
S. No.	Head	Particulars
1	Building Name	Shop No 91-97
2	Building Address	Shop No 91-97 Yugal Bura Bhandar Jaipur
3	Year of Construction	1860
4	Number of Floors	B+G
5	Number of Basements	1
6	Type of Building	Commercial
7	Approximate Height	3 m
8	Approximate Area	Not Known
9	Age of Building	153 years
10	Type of Structure	Load Bearing Structure
11	Type of Foundation	Not Known
12	Number of Bore Wells	None
13	Depth and Diameter of Bore	N.A
14	Roadways	One side
15	Presence of Equipment/Machines	None

Pre - Condition Building Survey for Construction of Underground Stations from Chandpole to Bari Chouper and reversal line

Summary of Cracks						
Defect ID	Location	Orientation	Appx. Width (mm)	Appx. Length (m)	Category	Photo No.
1	Roof Varanda of Shop no.195 Ground Floor	Horizontal	1	2.5	Slight	10
2	Roof Varanda of Shop No.195 Ground Floor	Horizontal	1	2.5	Slight	11
3	Roof Varanda of Shop No.195 Ground Floor	Horizontal	2	2.5	Slight	12
4	Roof Varanda of Shop No.195 Ground Floor	Horizontal	2	2.5	Slight	13
5	Beam Varanda of Shop No.197 Ground Floor	Horizontal	0.6	3.5	Very Slight	14

Summary of Defects Other Than Crack			
Defect ID	Location	Description	Photo No.
6	Beam Left Side Varanda of Shop No.191 A Ground Floor	Peeling of Plaster	15
7	Roof Varanda of Shop No.191 A Ground Floor	Dampness/Seepage	16
8	Roof Varanda of Shop No.193 Basement	Peeling of Plaster	17
9	Wall No. 3 Shop No.194 Basement	Dampness/Seepage	18
10	Roof Varanda of Shop No.194 Ground Floor	Damaged Portion	19
11	Roof Varanda of Shop No.194 Ground Floor	Dampness/Seepage	20
12	Roof Varanda of Shop No.195 Ground Floor	Peeling of Plaster	21
13	Wall No. 2 Shop No.196 Basement	Damaged Portion	22
14	Roof Shop No.196 Basement	Peeling of Plaster	23
15	Wall No. 4 Shop No.196 Basement	Damaged Portion	24
16	Wall No. 1 Staircase Basement	Peeling of Plaster	25
17	Roof Varanda of Shop No.196 Ground Floor	Dampness/Seepage	26
18	Roof Varanda of Shop No.197 Ground Floor	Damaged Portion	27

Summary of Areas that Could not be Surveyed			
Serial No.	Location	Description	Photo No.
1	All Walls Shop No.191 A Ground Floor	Covered With Material	28
2	All Walls Shop No.191 B Ground Floor	Covered With Material & Cloths	29
3	All Walls Shop No.192 Ground Floor	Covered With Material	30
4	All Walls Shop No.192 Basement	Covered With Material	31
5	All Walls Shop No.192 A Ground Floor	Covered With Wooden Racks & Material	32
6	All Walls Shop No.193 Ground Floor	Covered With Material	33
7	Roof Shop No.193 Ground Floor	Covered With Material	34
8	All Walls Shop No.193 Ground Floor	Covered With Material	35
9	All Walls Shop No.194 Basement	Covered With Material	36
10	All Walls Shop No.194 Ground Floor	Covered With Wooden Work & Material	37
11	All Walls Basement	Covered With Material	38
12	All Walls Ground Floor	Covered With Material	39
13	Roof Ground Floor	Covered With False Ceiling	40
14	All Walls Shop No.196 Ground Floor	Covered With Material	41
15	All Walls Shop No.197 Ground Floor	Covered With Material	42
16	All Walls Shop No.197 Basement	Covered With Material	43
17	Shop No.197 B Ground Floor	View of Shop No.197 B	44

Pre - Condition Building Survey for Construction of Underground Stations from Chandpole to Bari Chouper and reversal line



Photo 1
View of Shop



Photo 2
View of Shop No.-191 B, Ground Floor



Photo 3
View of Shop No.-192, Ground Floor



Photo 4
View of Shop No.192 A, Ground Floor



Photo 5
View of Shop No.193, Ground Floor



Photo 6
View of Shop No.194, Ground Floor

Pre - Condition Building Survey for Construction of Underground Stations from Chandpole to Bari Chouper and reversal line



Photo 7
View of Shop No.195, Ground Floor



Photo 8
View of Shop No.196, Ground Floor



Photo 9
View of Shop No.197, Ground Floor



Photo 10
Horizontal Crack on Roof of Varanda of Shop no.195, Ground Floor
Approx. Width = 1mm, Approx. Length = 2.5m. Distance from Rightside
External Column = 1.05m, Height from Floor = 3m.



Photo 11
Horizontal Crack on Roof of Varanda of Shop No.195, Ground Floor
Approx. Width = 1mm, Approx. Length = 2.5m. Distance from Leftside
External Column = Backside, Height from Floor = 3m.



Photo 12
Horizontal Crack on Roof of Varanda of Shop No.195, Ground Floor
Approx. Width = 2mm, Approx. Length = 2.5m. Distance from Rightside
External Column = Backside, Height from Floor = 3m.

Pre - Condition Building Survey for Construction of Underground Stations from Chandpole to Bari Chouper and reversal line



Photo 13

Horizontal Crack on Roof of Varanda of Shop No.195, Ground Floor
Approx. Width = 2mm, Approx. Length = 2.5m. Distance from Rightside
External Column = Backside, Height from Floor = 3m.



Photo 14

Horizontal Crack on Beam of Varanda of Shop No.197, Ground Floor
Approx. Width = 0.6mm, Approx. Length = 3.5m. Distance from Leftside
External Column = Backside, Height from Floor = 3m.



Photo 15

Peeling of Plaster on Beam Left Side of Varanda of Shop No.191 A of
Ground Floor



Photo 16

Dampness/Seepage on Roof of Varanda of Shop No.191 A of Ground
Floor



Photo 17

Peeling of Plaster on Roof of Varanda of Shop No.193 of Basement



Photo 18

Dampness/Seepage on Wall No. 3 of Shop No.194 of Basement

Pre - Condition Building Survey for Construction of Underground Stations from Chandpole to Bari Chouper and reversal line



Photo 19
Damaged Portion on Roof of Varanda of Shop No.194 of Ground Floor



Photo 20
Dampness/Seepage on Roof of Varanda of Shop No.194 of Ground Floor



Photo 21
Peeling of Plaster on Roof of Varanda of Shop No.195 of Ground Floor



Photo 22
Damaged Portion on Wall No. 2 of Shop No.196 of Basement



Photo 23
Peeling of Plaster on Roof of Shop No.196 of Basement



Photo 24
Damaged Portion on Wall No. 4 of Shop No.196 of Basement

Pre - Condition Building Survey for Construction of Underground Stations from Chandpole to Bari Chouper and reversal line



Photo 25
Peeling of Plaster on Wall No. 1 of Staircase of Basement



Photo 26
Dampness/Seepage on Roof of Varanda of Shop No.196 of Ground Floor



Photo 27
Damaged Portion on Roof of Varanda of Shop No.197 of Ground Floor



Photo 28
All Walls of Shop No.191 A of Ground Floor Covered With Material



Photo 29
All Walls of Shop No.191 B of Ground Floor Covered With Material & Cloths



Photo 30
All Walls of Shop No.192 of Ground Floor Covered With Material

Pre - Condition Building Survey for Construction of Underground Stations from Chandpole to Bari Chouper and reversal line



Photo 31

All Walls of Shop No.192 of Basement Covered With Material



Photo 32

All Walls of Shop No.192 A of Ground Floor Covered With Wooden Racks & Material



Photo 33

All Walls of Shop No.193 of Ground Floor Covered With Material



Photo 34

Roof of Shop No.193 of Ground Floor Covered With Material



Photo 35

All Walls of Shop No.193 of Ground Floor Covered With Material




Photo 36

All Walls of Shop No.194 of Basement Covered With Material

Pre - Condition Building Survey for Construction of Underground Stations from Chandpole to Bari Chouper and reversal line



Photo 37

All Walls of Shop No.194 of Ground Floor Covered With Wooden Work & Material



Photo 38

All Walls of Basement Covered With Material




Photo 39

All Walls of Ground Floor Covered With Material



Photo 40

Roof of Ground Floor Covered With Falls Ceiling



Photo 41

All Walls of Shop No.196 of Ground Floor Covered With Material



Photo 42

All Walls of Shop No.197 of Ground Floor Covered With Material

Pre - Condition Building Survey for Construction of Underground Stations from Chandpole to Bari Chouper and reversal line



Photo 43

All Walls of Shop No.197 of Basement Covered With Material



Photo 44

Shop No.197 B of Ground Floor View of Shop No.197 B

Pre - Condition Building Survey for Construction of Underground Stations From Chandpole to Bari Chouper and reversal line



Shop No 198-220
Shetty Complex
Jaipur
Unique ID: CC BC DN 0061

Report Number: AIMIL/ESG/JMCEC/CC BC DN 0061/01, Rev. 00, Dated: January 2014

Building Owner
Contractor

Various Owners
CEC

Client
Sub-Contractor

JMRC Limited
AIMIL Limited

Pre - Condition Building Survey for Construction of Underground Stations From Chandpole to Bari Chouper and reversal line

Table of Contents

S.No.	Particulars	Page No.
1	Introduction	2
2	Survey Details	2
3	About the Structure	3
4	Building Ownership Details	3
5	Project Details	4
6	General Building Details	4
7	Summary of Cracks	5
8	Summary of Defects other than Cracks	
9	Summary of Areas that Could not be surveyed	
10	Defect Photographs	
11	Schematic Diagram of Building	

Introduction

The Jaipur Metro Rail is being constructed to provide the city of Jaipur with a modern and technologically advanced Transit System, to provide a safe and well connected means of transport that reduces traffic congestion. The project consists of two corridors with underground and elevated sections.

The construction of underground rail and road infrastructures in metropolitan and cosmopolitan cities are mostly through developed area under challenging soil conditions.

The alignment of structure is passing through densely inhabited areas, many structures are falling in the zone of influence of construction activities. It is required to carry out the pre-condition survey of those structures. The scope of work of this survey includes carrying out pre-condition survey of those structures.

Survey Details

S.No.	Head	Particulars	Signatures
1	Date of Survey	17/12/2013	
2	AIMIL Representative		
3	CEC Representative		
4	Structural Designer of CEC		
5	JMRC/DMRC Representative		

Pre - Condition Building Survey for Construction of Underground Stations From Chandpole to Bari Chouper and reversal line

About the Structure

The structure under consideration is a Single Story Load Bearing Structure having a basement. The structure was constructed in year 1860 and is 153 years old.

There are 59 defects in the structure out of which 22 are cracks. Category wise distribution of cracks is given in the table below. Overall the Building can be categorised in Category II (Slight)

Category	Number of Cracks	% of Total Cracks
Negligible (< 0.1mm)	0	0%
Very Slight (0.1 to 1mm)	15	68.18%
Slight (1 to 5mm)	7	31.82%
Moderate (5 to 15mm)	0	0%
Severe (15 to 25mm)	0	0%
Very Severe (>25mm)	0	0%

The average width of cracks is 0.57mm and average length of cracks is 2.31m. The maximum crack width is 1.5mm and minimum width is 0.1mm.

Building Ownership Details			
Unique ID/Sub ID	Premises Name	Owner	Signatures
CC-BC/DL/0061-198	Umang		
CC-BC/DL/0061-199	Aligarh Lock House		
CC-BC/DL/0061-200	Godhi Bag Co.		
CC-BC/DL/0061-201	Devi Das Jain & Sons		
CC-BC/DL/0061-202	Bhagirath Nandlal		
CC-BC/DL/0061-203	Shyam Brothers		
CC-BC/DL/0061-204	Jagdish General Store		
CC-BC/DL/0061-205	Riaz Ahmad Saudagar Trunk		
CC-BC/DL/0061-206	Navelty Stationars		
CC-BC/DL/0061-207	New Crockery & General Store		

Pre - Condition Building Survey for Construction of Underground Stations From Chandpole to Bari Chouper and reversal line

Project Details		
S. No.	Head	Particulars
1	Project	Jaipur Metro Rail Project
2	Section	Chandpole to Bari Chaupar
3	Client	JMRC Limited
4	Consultant	DMRC Limited
5	Contractor	CEC
6	Design Consultant of Contractor	Omikron Kappa - Indus Consultrans JV
7	Sub-Contractor	AIMIL Limited
8	Subject	Pre-Condition Survey Report

General Building Details (As informed verbally by Building Owner)		
S. No.	Head	Particulars
1	Building Name	Shop No 198-220
2	Building Address	Shop No 198-220 Yugal Bura Bhandar Jaipur
3	Year of Construction	1860
4	Number of Floors	B+G
5	Number of Basements	1
6	Type of Building	Commercial
7	Approximate Height	3 m
8	Approximate Area	Not Known
9	Age of Building	153 years
10	Type of Structure	Load Bearing Structure
11	Type of Foundation	Not Known
12	Number of Bore Wells	None
13	Depth and Diameter of Bore	N.A
14	Roadways	One side
15	Presence of Equipment/Machines	None

Pre - Condition Building Survey for Construction of Underground Stations From Chandpole to Bari Chouper and reversal line

Summary of Cracks						
Defect ID	Location	Orientation	Appx. Width (mm)	Appx. Length (m)	Category	Photo No.
1	Roof Varanda of Shop No.204 Ground Floor	Horizontal	0.3	1	Very Slight	26
2	Roof Varanda of Shop No.205 Ground Floor	Horizontal	0.35	2.5	Very Slight	27
3	Roof Varanda of Shop No.205 Ground Floor	Inclined	0.25	2.5	Very Slight	28
4	Roof Varanda of Shop No.206 Ground Floor	Horizontal	0.15	2.5	Very Slight	29
5	Roof Varanda of Shop No.208 Ground Floor	Inclined	0.25	0.6	Very Slight	30
6	Roof Varanda of Shop No.208 Ground Floor	Inclined	1	2.8	Slight	31
7	Roof Varanda of Shop No.208 Ground Floor	Horizontal	0.1	1.5	Very Slight	32
8	Roof Varanda of Shop No.209 Ground Floor	Horizontal	0.15	2.5	Very Slight	33
9	Roof Varanda of Shop No.209 Ground Floor	Horizontal	0.6	3	Very Slight	34
10	Roof Varanda of Shop No.212 Ground Floor	Horizontal	1	3	Slight	35
11	Roof Varanda of Shop No.213 Ground Floor	Horizontal	1	2.6	Slight	36
12	Roof Varanda of Shop No.213 Ground Floor	Horizontal	0.1	2.5	Very Slight	37
13	Roof Varanda of Shop No.213 Ground Floor	Horizontal	0.25	2.5	Very Slight	38
14	Roof Varanda of Shop No.214 Ground Floor	Horizontal	1	1.9	Slight	39
15	Roof Varanda of Shop No.214 Ground Floor	Horizontal	1.5	3.1	Slight	40, 40A
16	Varanda of Shop No.217 Ground Floor	Horizontal	0.15	2.5	Very Slight	41
17	Roof Varanda of Shop No.218 Ground Floor	Horizontal	0.35	2.5	Very Slight	42
18	Roof Varanda of Shop No.219 Ground Floor	Horizontal	1	2.5	Slight	43
19	Roof Varanda of Shop No.220 Ground Floor	Horizontal	0.4	1	Very Slight	44
20	Rightside Wall Varanda of Shop No.220 Ground Floor	Inclined	0.25	4	Very Slight	45
21	Wall No. 4 Part B of Shop No.220 Ground Floor	Inclined	1.5	1.5	Slight	46
22	Roof Varanda of Purohit Ji ka Katla (Shetty Complex) Ground Floor	Horizontal	0.8	2.3	Very Slight	47

Summary of Defects Other Than Crack			
Defect ID	Location	Description	Photo No.
23	Roof Varanda of Shop No.201 Ground Floor	Dampness/Seepage	48
24	Roof Varanda of Shop No.201 Ground Floor	Peeling of Plaster	49
25	Roof Varanda of Shop No.202 Ground Floor	Peeling of Plaster	50
26	Roof Varanda of Shop No.203 Ground Floor	Peeling of Plaster	51
27	Roof Varanda of Shop No.204 Ground Floor	Peeling of Plaster	52
28	Roof Varanda of Shop No.206 Ground Floor	Peeling of Plaster	53
29	Roof Varanda of Shop No.208 Ground Floor	Dampness/Seepage	54
30	Roof & Beam Varanda of Shop No.209 Ground Floor	Peeling of Plaster	55
31	Roof & Beam Varanda of Shop No.209 Ground Floor	Peeling of Plaster	56
32	Roof Varanda of Shop No.209 Ground Floor	Dampness/Seepage	57
33	Roof Shop No.210 Ground Floor	Dampness/Seepage	58
34	Roof Varanda of Shop No.211 B Ground Floor	Damaged Portion	59
35	Roof Varanda of Shop No.211A Ground Floor	Dampness/Seepage	60
36	Roof Varanda of Shop No.212 Ground Floor	Peeling of Plaster	61
37	Roof Shop No.213 Ground Floor	Peeling of Plaster	62
38	Roof Varanda of Shop No.213 Ground Floor	Dampness/Seepage	63

39	Roof Varanda of Shop No.214 Ground Floor	Dampness/Seepage	64
40	Rightside External Column Varanda of Shop No.214 Ground Floor	Peeling of Plaster	65
41	Roof Varanda of Shop No.215 Ground Floor	Dampness/Seepage	66
42	Roof Varanda of Shop No.216 Ground Floor	Dampness/Seepage	67
43	Roof Varanda of Shop No.217 Ground Floor	Damaged Portion	68
44	Roof Varanda of Shop No.218 Ground Floor	Dampness/Seepage	69
45	Leftside Wall Varanda of Shop No.218 Ground Floor	Peeling of Plaster	70
46	Rightside Wall Varanda of Shop No.218 Ground Floor	Damaged Portion	71
47	Rightside Wall Varanda of Shop No.218 Ground Floor	Damaged Portion	72
48	Roof Varanda of Shop No.219 Ground Floor	Peeling of Plaster	73
49	Rightside External Beam Varanda of Shop No.219 Ground Floor	Damaged Portion	74
50	Wall No. 4 Part B of Shop No.219 Ground Floor	Peeling of Plaster	75
51	Roof & RightSide Wall Varanda of Shop No.220 Ground Floor	Dampness/Seepage	76
52	Rightside wall Varanda of Shop No.220 Ground Floor	Damaged Portion	77
53	Rightside external Beam Varanda of Shop No.220 Ground Floor	Damaged Portion	78
54	Roof & Beam Part A of Shop No.220	Plaster Crack	79
55	Shop No. 200 of Purohit Ji ka Katla (Shetty Complex) Ground Floor	Peeling of Plaster	80
56	Roof Varanda of Purohit Ji ka Katla (Shetty Complex) Ground Floor	Dampness/Seepage	81
57	Roof Varanda of Purohit Ji ka Katla (Shetty Complex) Ground Floor	Dampness/Seepage	82
58	Passage Between Shop No.199 & 200 of Purohit Ji ka Katla (Shetty Complex) Ground Floor	Peeling of Plaster	83
59	Passage Between Shop No.199 & 200 of Purohit Ji ka Katla (Shetty Complex) Ground Floor	Peeling of Plaster	84

Summary of Areas that Could not be Surveyed			
Serial No.	Location	Description	Photo No.
1	Wall No. 1 Shop No.198 Ground Floor	Covered With Material	85
2	Wall No. 4 Shop No.198 Ground Floor	Covered With Material	86
3	Wall No. 2 Shop No.198 Ground Floor	Covered With Material	87
4	Shop No.198 Basement	Locked No Way to Basement	88
5	All Walls Shop No.201 Ground Floor	Covered With Material & Wooden Racks	89
6	All Walls Shop No.202 Ground Floor	Under Renovation	90
7	All Walls Shop No.203 Ground Floor	Covered With Material	91
8	All Walls Shop No.204 Ground Floor	Covered With Material	92
9	Shop No.205 Ground Floor	Coverd With Material	93
10	All Walls Shop No.206 Ground Floor	Covered With Wooden Racks & Material	94
11	Shop No.207 Ground Floor	Locked	95
12	All Walls Shop No.208 Ground Floor	Covered With Material & wooden Works	96
13	Wall No. 4 Shop No.208 Basement	Covered With Material & wooden Works	97
14	All Walls Shop No.209 Ground Floor	Covered With Material	98
15	All Walls Shop No.209 Basement	Covered With Material	99
16	All Walls Part B of Shop No.211 B Ground Floor	Covered With Material	100
17	All Walls Part A of Shop No.211 B Ground Floor	Covered With Material	101
18	Shop No.211 A Ground Floor	No Way	102
19	Part A of Shop No.211 A Ground Floor		103
20	All Walls Shop No.212 Ground Floor	Covered With Wooden Work	104
21	All Walls Shop No.213 Ground Floor	Covered With Material	105
22	All Walls Shop No.214 Ground Floor	Covered With Material & Wooden Work	106
23	All Walls Shop No.215 Ground Floor	Covered With Material & Wooden Works	107

24	All Walls Shop No.216 Ground Floor	Covered With Material & Wooden Works	108
25	All Walls Shop No.217 Ground Floor	Covered With Material	109
26	Wall No. 1 Part A of Shop No.218 Ground Floor	Covered With Wooden Work	110
27	Wall No. 2 Part A of Shop No.218 Ground Floor	Covered With Wooden Work	111
28	Wall No. 2 Part B of Shop No.218 Ground Floor	Covered With Wooden Work	112
29	Wall No. 1 Part B of Shop No.218 Ground Floor	Covered With Wooden Work	113
30	All Walls Part C of Shop No.218 Ground Floor	Covered With Wooden Work	114
31	All Walls Part A of Shop No.219 Ground Floor	Covered With Material	115
32	All Walls Shop No.219 Ground Floor	Covered With Material	116
33	Part A+B of Shop no.220 Ground Floor	Covered with wooden Racks& Material	117
34	All Wall Shop No. 200 of Purohit Ji ka Katla (Shetty Complex) Ground Floor	Covered With Material	118
35	All Wall Shop No. 200 of Purohit Ji ka Katla (Shetty Complex) Ground Floor	Covered With Material	119
36	All Wall Shop No. 199 of Purohit Ji ka Katla (Shetty Complex) Ground Floor	Covered With Material	120
37	All Wall Shop No. 199 of Purohit Ji ka Katla (Shetty Complex) Ground Floor	Covered With Material	121



Pre - Condition Building Survey for Construction of Underground Stations From Chandpole to Bari Chouper and reversal line



Photo 1
View of Shop No.198



Photo 2
View of Shop No.198, Ground Floor



Photo 3
View of Shop no.201, Ground Floor



Photo 4
View of Shop No.202, Ground Floor



Photo 5
View of Shop No.203, Ground Floor



Photo 6
View of Shop No.204, Ground Floor

Pre - Condition Building Survey for Construction of Underground Stations From Chandpole to Bari Chouper and reversal line



Photo 7
View of Shop No.205, Ground Floor



Photo 8
View of Shop No.206, Ground Floor



Photo 9
View of Shop no.208, Ground Floor



Photo 10
View of Shop No.209, Ground Floor



Photo 11
View of Shop No.210 Sethi Complex, Ground Floor



Photo 12
View of Shop No.211 B, Ground Floor

Pre - Condition Building Survey for Construction of Underground Stations From Chandpole to Bari Chouper and reversal line



Photo 13

View of Shop No.211 A Ram Chander Shankar Lal, Ground Floor



Photo 14

View of Shop No.212, Ground Floor



Photo 15

View of Shop No.213, Ground Floor



Photo 16

View of Shop No.214, Ground Floor



Photo 17

View of Shop No.215, Ground Floor



Photo 18

View of Shop No.2146, Ground Floor

Pre - Condition Building Survey for Construction of Underground Stations From Chandpole to Bari Chouper and reversal line



Photo 19
View of Shop No.217, Ground Floor



Photo 20
View of Shop No.218, Ground Floor



Photo 21
View of Shop No.219, Ground Floor



Photo 22
View of Shop No.220, Ground Floor



Photo 23
, Ground Floor



Photo 24
View From Road Side, Ground Floor

Pre - Condition Building Survey for Construction of Underground Stations From Chandpole to Bari Chouper and reversal line



Photo 25
Main view, Ground Floor



Photo 26
Horizontal Crack on Roof of Varanda of Shop No.204, Ground Floor
Approx. Width = 0.3mm, Approx. Length = 1m. Distance from External Beam = 1.1m, Height from Floor = 3m.



Photo 27
Horizontal Crack on Roof of Varanda of Shop No.205, G/F Approx.
Width = 0.35mm, Approx. Length = 2.5m. Distance from Leftside External Column = Backsidem, Height from Floor = 3m.




Photo 28
Inclined Crack on Roof of Varanda of Shop No.205, Ground Floor
Approx. Width = 0.25mm, Approx. Length = 2.5m. Distance from Leftside External Column = 1m, Height from Floor = 3m.



Photo 29
Horizontal Crack on Roof of Varanda of Shop No.206, Ground Floor
Approx. Width = 0.15mm, Approx. Length = 2.5m. Distance from leftside External Column = 1.3m, Height from Floor = 3m.



Photo 30
Inclined Crack on Roof of Varanda of Shop No.208, Ground Floor
Approx. Width = 0.25mm, Approx. Length = 0.6m. Distance from External Beam = 1m, Height from Floor = 3m.

Pre - Condition Building Survey for Construction of Underground Stations From Chandpole to Bari Chouper and reversal line



Photo 31

Inclined Crack on Roof of Varanda of Shop No.208, Ground Floor
Approx. Width = 1mm, Approx. Length = 2.8m. Distance from Rightside
External Column = Backsidem, Height from Floor = 3m.



Photo 32

Horizontal Crack on Roof of Varanda of Shop No.208, Ground Floor
Approx. Width = 0.1mm, Approx. Length = 1.5m. Distance from Leftside
External Column = 1.4m, Height from Floor = 3m.



Photo 33

Horizontal Crack on Roof of Varanda of Shop No.209, Ground Floor
Approx. Width = 0.15mm, Approx. Length = 2.5m. Distance from
Leftside External column = 1.5m, Height from Floor = 3m.



Photo 34

Horizontal Crack on Roof of Varanda of Shop No.209, Ground Floor
Approx. Width = 0.6mm, Approx. Length = 3m. Distance from Rightside
External Column = Backsidem, Height from Floor = 3m.



Photo 35

Horizontal Crack on Roof of Varanda of Shop No.212, G/F Approx.
Width = 1mm, Approx. Length = 3m. Distance from R/s External Column
=L/s Beamm, Height from Floor = 3m.



Photo 36

Horizontal Crack on Roof of Varanda of Shop No.213, Ground Floor
Approx. Width = 1mm, Approx. Length = 2.6m. Distance from Leftside
External column = Backsidem, Height from Floor = 3m.

Pre - Condition Building Survey for Construction of Underground Stations From Chandpole to Bari Chouper and reversal line



Photo 37

Horizontal Crack on Roof of Varanda of Shop No.213, Ground Floor
Approx. Width = 0.1mm, Approx. Length = 2.5m. Distance from Leftside
External column = 1.5m, Height from Floor = 3m.



Photo 38

Horizontal Crack on Roof of Varanda of Shop No.213, G/F Approx.
Width = 0.25mm, Approx. Length = 2.5m. Distance from Rightside
External Column = Backside, Height from Floor = 3m.



Photo 39

Horizontal Crack on Roof of Varanda of Shop No.214, Ground Floor
Approx. Width = 1mm, Approx. Length = 1.9m. Distance from Leftside
External column = 0m, Height from Floor = 3m.



Photo 40

Horizontal Crack on Roof of Varanda of Shop No.214, G/F Approx. Width
= 1.5mm, Approx. Length = 3.1m. Distance from Leftside External
column = Backside, Height from Floor = 3m.



Photo 40A

Horizontal Crack on Roof of Varanda of Shop No.214, G/F, Approx.
Width = 1.5mm, Approx. Length = 3.1m. Distance from Leftside External
column = Backside, Height from Floor = 3m.



Photo 41

Horizontal Crack on of Varanda of Shop No.217, Ground Floor Approx.
Width = 0.15mm, Approx. Length = 2.5m. Distance from Rightside
External Column = 1.5m, Height from Floor = 3m.

Pre - Condition Building Survey for Construction of Underground Stations From Chandpole to Bari Chouper and reversal line



Photo 42

Horizontal Crack on Roof of Varanda of Shop No.218, Ground Floor
Approx. Width = 0.35mm, Approx. Length = 2.5m. Distance from
Rightside External Column = 0m, Height from Floor = 3m.



Photo 43

Horizontal Crack on Roof of Varanda of Shop No.219, Ground Floor
Approx. Width = 1mm, Approx. Length = 2.5m. Distance from Rightside
External Column = Backsidem, Height from Floor = 3m.



Photo 44

Horizontal Crack on Roof of Varanda of Shop No.220, Ground Floor
Approx. Width = 0.4mm, Approx. Length = 1m. Distance from Rightside
External Column = Backsidem, Height from Floor = 3m.



Photo 45

Inclined Crack on Rightside Wall of Varanda of Shop No.220, G/F
Approx. Width = 0.25mm, Approx. Length = 4m. Distance from
Rightside External Column = 0.2m, Height from Floor = 0m.



Photo 46

Inclined Crack on Wall No. 4 of Part B of Shop No.220, Ground Floor
Approx. Width = 1.5mm, Approx. Length = 1.5m. Distance from Wall
No.2 = 1.5m, Height from Floor = 1.5m.



Photo 47

Horizontal Crack on Roof of Varanda of Purohit Ji ka Katla (Shetty
Complex), Ground Floor Approx. Width = 0.8mm, Approx. Length =
2.3m. Distance from left side column = 0m, Height from Floor = 3m.

Pre - Condition Building Survey for Construction of Underground Stations From Chandpole to Bari Chouper and reversal line



Photo 48

Dampness/Seepage on Roof of Varanda of Shop No.201 of Ground Floor



Photo 49

Peeling of Plaster on Roof of Varanda of Shop No.201 of Ground Floor



Photo 50

Peeling of Plaster on Roof of Varanda of Shop No.202 of Ground Floor




Photo 51

Peeling of Plaster on Roof of Varanda of Shop No.203 of Ground Floor



Photo 52

Peeling of Plaster on Roof of Varanda of Shop No.204 of Ground Floor



Photo 53

Peeling of Plaster on Roof of Varanda of Shop No.206 of Ground Floor

Pre - Condition Building Survey for Construction of Underground Stations From Chandpole to Bari Chouper and reversal line



Photo 54

Dampness/Seepage on Roof of Varanda of Shop No.208 of Ground Floor



Photo 55

Peeling of Plaster on Roof & Beam of Varanda of Shop No.209 of Ground Floor



Photo 56

Peeling of Plaster on Roof & Beam of Varanda of Shop No.209 of Ground Floor



Photo 57

Dampness/Seepage on Roof of Varanda of Shop No.209 of Ground Floor



Photo 58

Dampness/Seepage on Roof of Shop No.210 of Ground Floor



Photo 59

Damaged Portion on Roof of Varanda of Shop No.211 B of Ground Floor

Pre - Condition Building Survey for Construction of Underground Stations From Chandpole to Bari Chouper and reversal line



Photo 60

Dampness/Seepage on Roof of Varanda of Shop No.211A of Ground Floor



Photo 61

Peeling of Plaster on Roof of Varanda of Shop No.212 of Ground Floor



Photo 62

Peeling of Plaster on Roof of Shop No.213 of Ground Floor



Photo 63

Dampness/Seepage on Roof of Varanda of Shop No.213 of Ground Floor



Photo 64

Dampness/Seepage on Roof of Varanda of Shop No.214 of Ground Floor



Photo 65

Peeling of Plaster on Rightside External Column of Varanda of Shop No.214 of Ground Floor

Pre - Condition Building Survey for Construction of Underground Stations From Chandpole to Bari Chouper and reversal line



Photo 66

Dampness/Seepage on Roof of Varanda of Shop No.215 of Ground Floor



Photo 67

Dampness/Seepage on Roof of Varanda of Shop No.216 of Ground Floor



Photo 68

Damaged Portion on Roof of Varanda of Shop No.217 of Ground Floor



Photo 69

Dampness/Seepage on Roof of Varanda of Shop No.218 of Ground Floor



Photo 70

Peeling of Plaster on Leftside Wall of Varanda of Shop No.218 of Ground Floor



Photo 71

Damaged Portion on Rightside Wall of Varanda of Shop No.218 of Ground Floor

Pre - Condition Building Survey for Construction of Underground Stations From Chandpole to Bari Chouper and reversal line



Photo 72

Damaged Portion on Rightside Wall of Varanda of Shop No.218 of Ground Floor



Photo 73

Peeling of Plaster on Roof of Varanda of Shop No.219 of Ground Floor



Photo 74

Damaged Portion on Rightside External Beam of Varanda of Shop No.219 of Ground Floor



Photo 75

Peeling of Plaster on Wall No. 4 of Part B of Shop No.219 of Ground Floor



Photo 76

Dampness/Seepage on Roof & RightSide Wall of Varanda of Shop No.220 of Ground Floor



Photo 77

Damaged Portion on Rightside wall of Varanda of Shop No.220 of Ground Floor

Pre - Condition Building Survey for Construction of Underground Stations From Chandpole to Bari Chouper and reversal line



Photo 78

Damaged Portion on Rightside external Beam of Varanda of Shop No.220 of Ground Floor



Photo 79

Plaster Crack on Roof & Beam of Part A of Shop No.220 of



Photo 80

Peeling of Plaster on of Shop No. 200 of Purohit Ji ka Katla (Shetty Complex) of Ground Floor



Photo 81

Dampness/Seepage on Roof of Varanda of Purohit Ji ka Katla (Shetty Complex) of Ground Floor



Photo 82

Dampness/Seepage on Roof of Varanda of Purohit Ji ka Katla (Shetty Complex) of Ground Floor



Photo 83

Peeling of Plaster on of Passage Between Shop No.199 & 200 of Purohit Ji ka Katla (Shetty Complex) of Ground Floor

Pre - Condition Building Survey for Construction of Underground Stations From Chandpole to Bari Chouper and reversal line



Photo 84

Peeling of Plaster on of Passage Between Shop No.199 & 200 of Purohit Ji ka Katla (Shetty Complex) of Ground Floor



Photo 85

Wall No. 1 of Shop No.198 of Ground Floor Covered With Material



Photo 86

Wall No. 4 of Shop No.198 of Ground Floor Covered With Material



Photo 87

Wall No. 2 of Shop No.198 of Ground Floor Covered With Material



Photo 88

Shop No.198 of Basement Locked No Way to Basement



Photo 89

All Walls of Shop No.201 of Ground Floor Covered With Material & Wooden Racks

Pre - Condition Building Survey for Construction of Underground Stations From Chandpole to Bari Chouper and reversal line



Photo 90

All Walls of Shop No.202 of Ground Floor Under Renovation



Photo 91

All Walls of Shop No.203 of Ground Floor Covered With Material



Photo 92

All Walls of Shop No.204 of Ground Floor Covered With Material




Photo 93

Shop No.205 of Ground Floor Covered With Material



Photo 94

All Walls of Shop No.206 of Ground Floor Covered With Wooden Racks & Material



Photo 95

Shop No.207 of Ground Floor Locked

Pre - Condition Building Survey for Construction of Underground Stations From Chandpole to Bari Chouper and reversal line



Photo 96

All Walls of Shop No.208 of Ground Floor Covered With Material & wooden Works



Photo 97

Wall No. 4 of Shop No.208 of Basement Covered With Material & wooden Works



Photo 98

All Walls of Shop No.209 of Ground Floor Covered With Material



Photo 99

All Walls of Shop No.209 of Basement Covered With Material



Photo 100

All Walls of Part B of Shop No.211 B of Ground Floor Covered With Material



Photo 101

All Walls of Part A of Shop No.211 B of Ground Floor Covered With Material

Pre - Condition Building Survey for Construction of Underground Stations From Chandpole to Bari Chouper and reversal line



Photo 102
Shop No.211 A of Ground Floor No Way



Photo 103
Part A of Shop No.211 A of Ground Floor



Photo 104
All Walls of Shop No.212 of Ground Floor Covered With Wooden Work



Photo 105
All Walls of Shop No.213 of Ground Floor Covered With Material




Photo 106
All Walls of Shop No.214 of Ground Floor Covered With Material & Wooden Work




Photo 107
All Walls of Shop No.215 of Ground Floor Covered With Material & Wooden Works

Pre - Condition Building Survey for Construction of Underground Stations From Chandpole to Bari Chouper and reversal line



Photo 108

All Walls of Shop No.216 of Ground Floor Covered With Material & Wooden Works



Photo 109

All Walls of Shop No.217 of Ground Floor Covered With Material



Photo 110

Wall No. 1 of Part A of Shop No.218 of Ground Floor Covered With Wooden Work



Photo 111

Wall No. 2 of Part A of Shop No.218 of Ground Floor Covered With Wooden Work



Photo 112

Wall No. 2 of Part B of Shop No.218 of Ground Floor Covered With Wooden Work



Photo 113

Wall No. 1 of Part B of Shop No.218 of Ground Floor Covered With Wooden Work

Pre - Condition Building Survey for Construction of Underground Stations From Chandpole to Bari Chouper and reversal line



Photo 114

All Walls of Part C of Shop No. 218 of Ground Floor Covered With Wooden Work



Photo 115

All Walls of Part A of Shop No. 219 of Ground Floor Covered With Material



Photo 116

All Walls of Shop No. 219 of Ground Floor Covered With Material



Photo 117

Part A+B of Shop no. 220 of Ground Floor Covered with wooden Racks & Material



Photo 118

All Wall of Shop No. 200 of Purohit Ji ka Katla (Shetty Complex) of Ground Floor Covered With Material



Photo 119

All Wall of Shop No. 200 of Purohit Ji ka Katla (Shetty Complex) of Ground Floor Covered With Material

Pre - Condition Building Survey for Construction of Underground Stations From Chandpole to Bari Chouper and reversal line



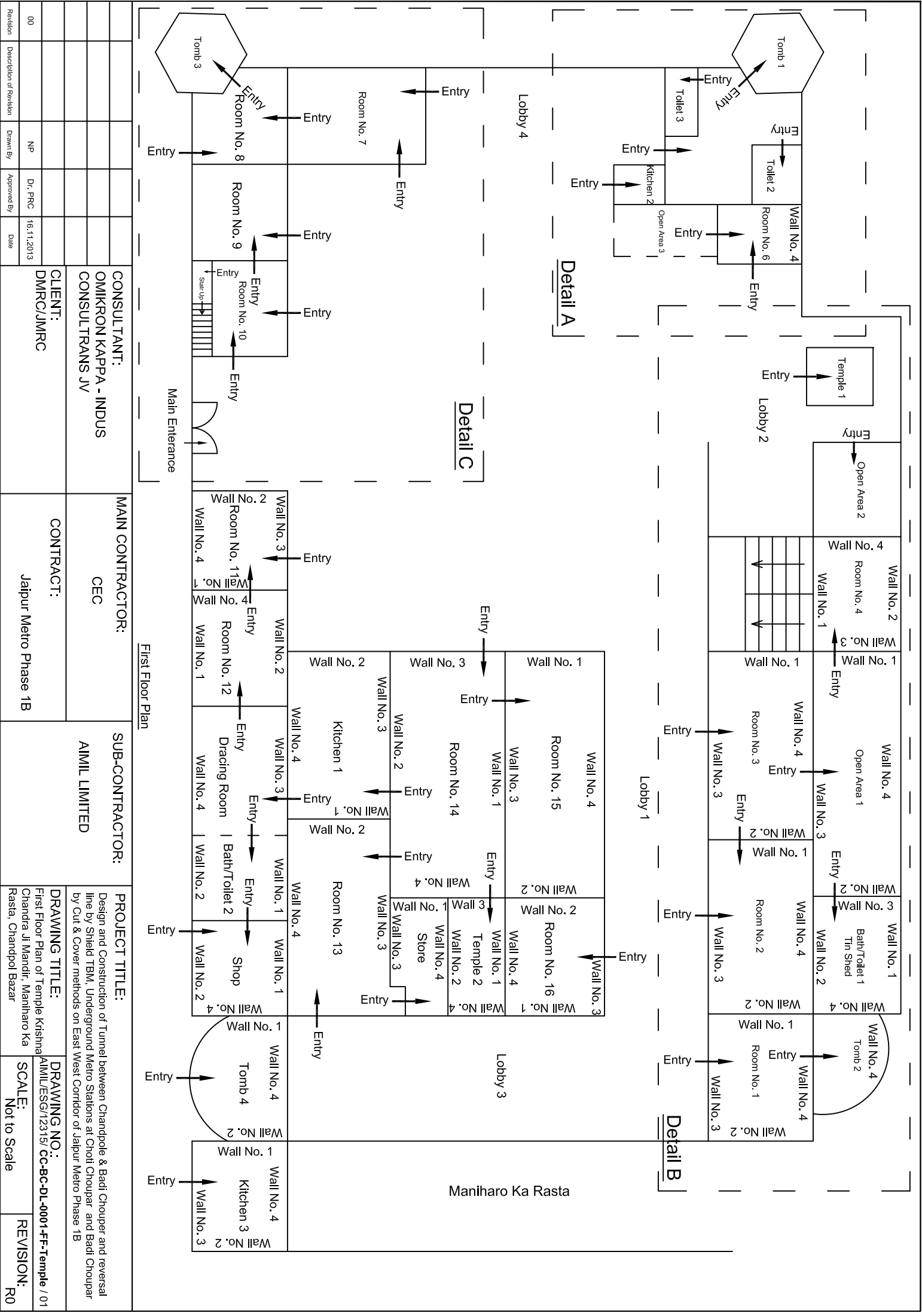
Photo 120

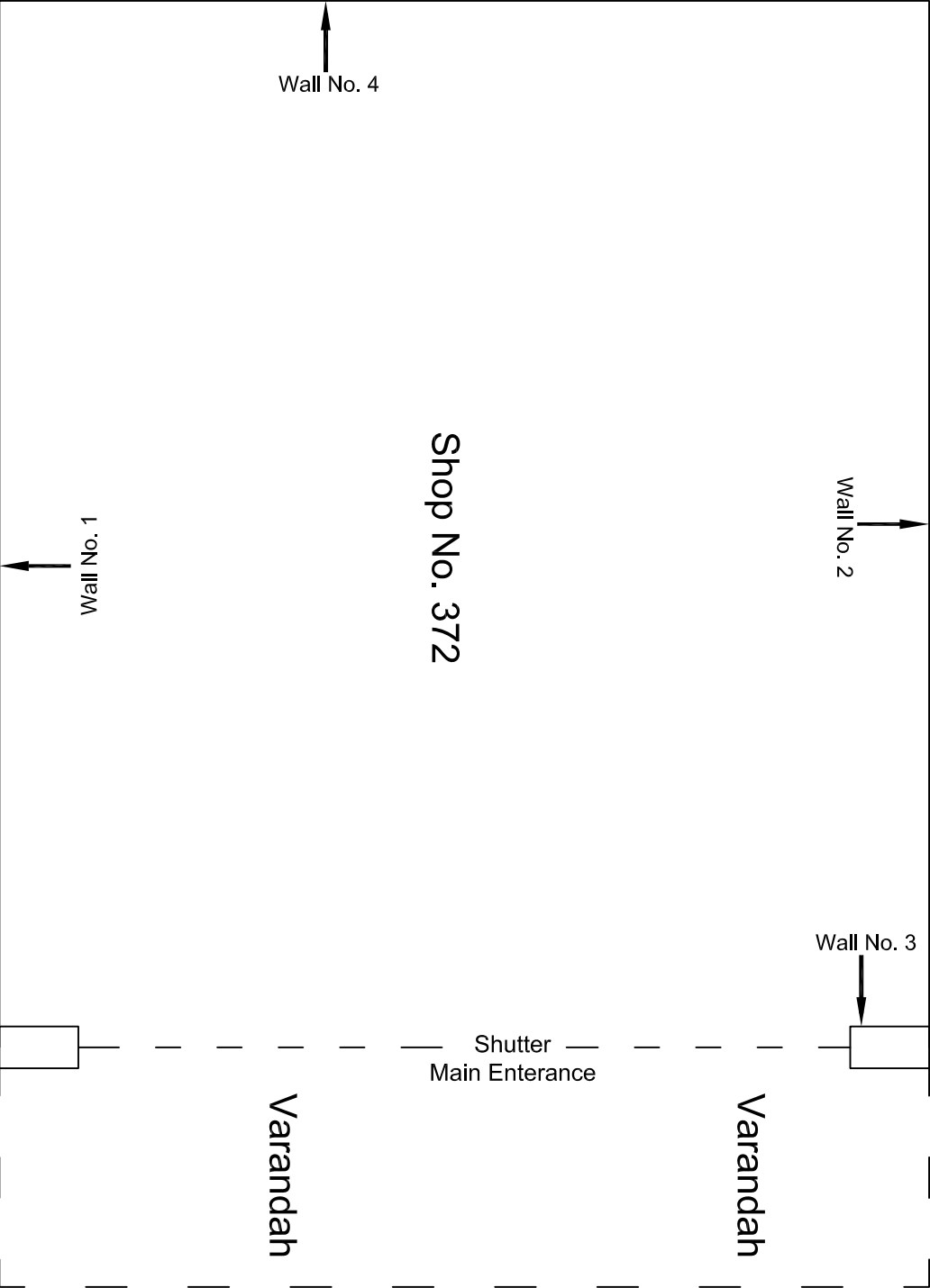
All Wall of Shop No. 199 of Purohit Ji ka Katla (Shetty Complex) of Ground Floor Covered With Material



Photo 121

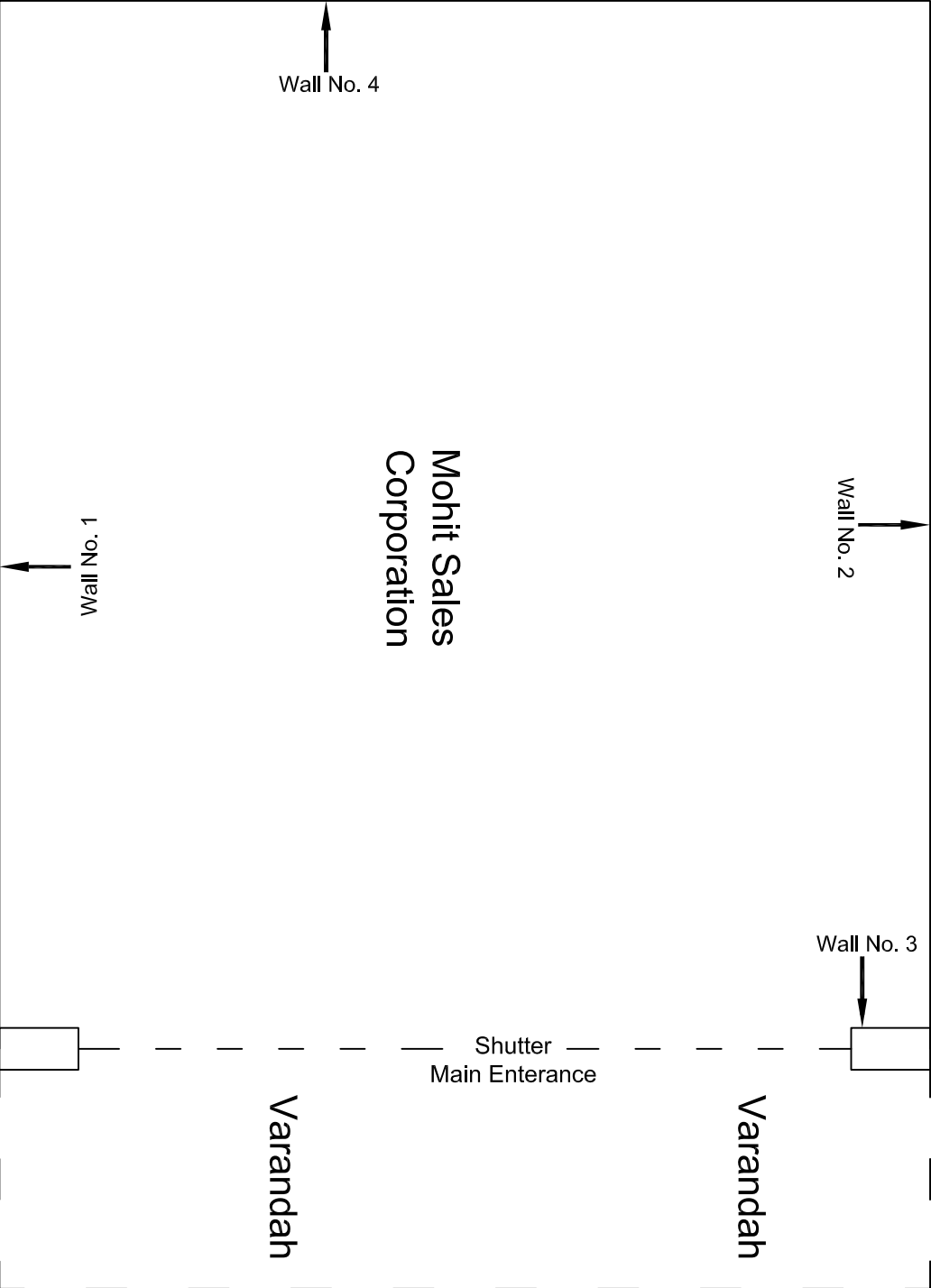
All Wall of Shop No. 199 of Purohit Ji ka Katla (Shetty Complex) of Ground Floor Covered With Material



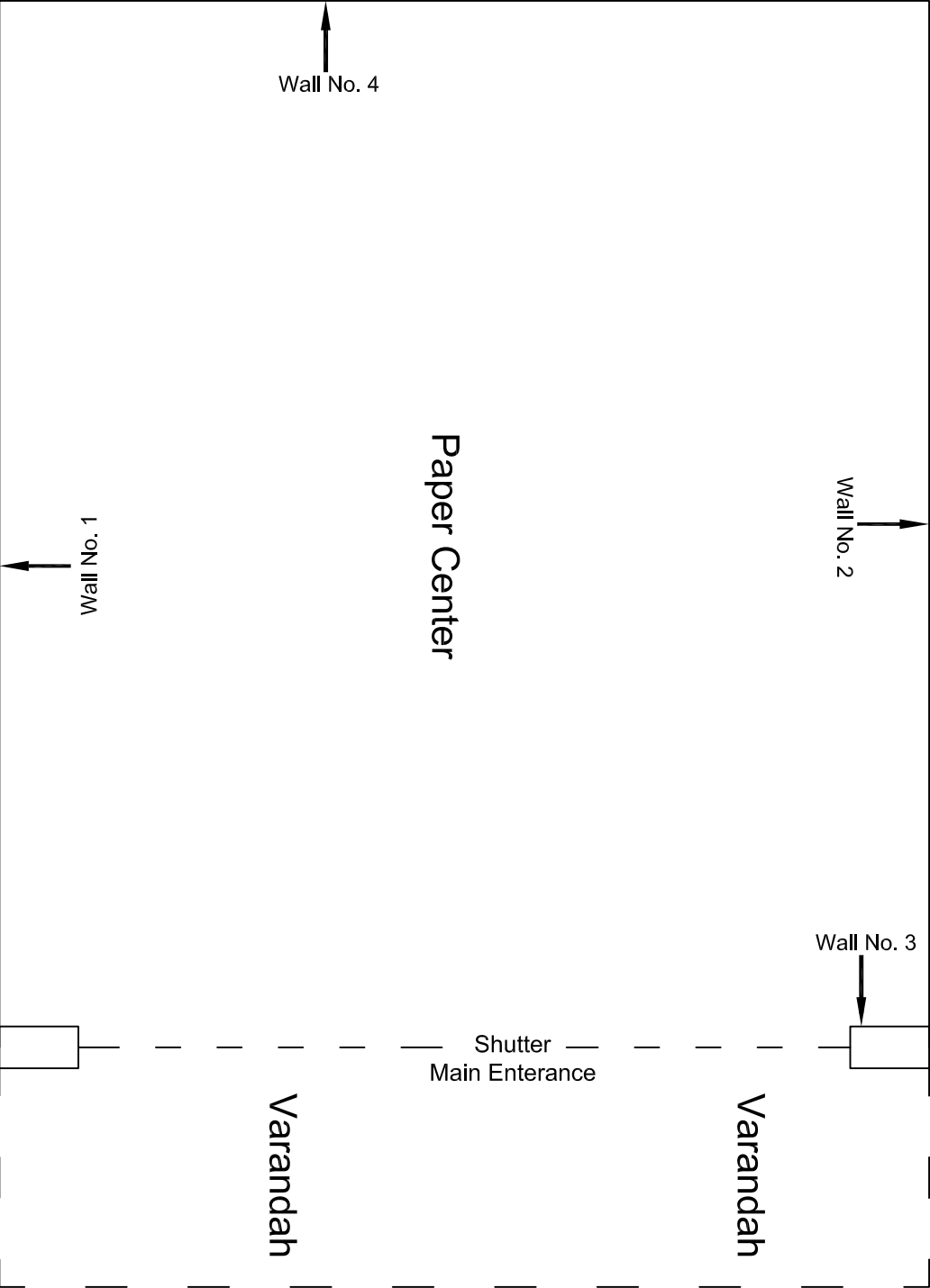


Ground Floor Plan

				CONSULTANT:	MAIN CONTRACTOR:	SUB-CONTRACTOR:	PROJECT TITLE: Design and Construction of Tunnel between Chandpole & Badi Choupar and reversal line by Shield TBM, Underground Metro Stations at Choti Choupar and Badi Choupar by Cut & Cover methods on East West Corridor of Jaipur Metro Phase 1B		
				OMIKRON KAPPA - INDUS	CEC	AIMIL LIMITED			
				CONSULTTRANS JV					
				CLIENT:	CONTRACT:				
				DMRC/JIMRC	Jaipur Metro Phase 1B		DRAWING TITLE:	DRAWING NO.:	REVISION:
00		NP	Dt. PRC	16.11.2013			Ground Floor Plan of Shop No. 372, Choti Choupar	AIML/ESG/12315/ CC-BC-DL-0001-372 / 01	
Revision	Description of Revision	Drawn By	Approved By	Date			SCALE:	Not to Scale	R0

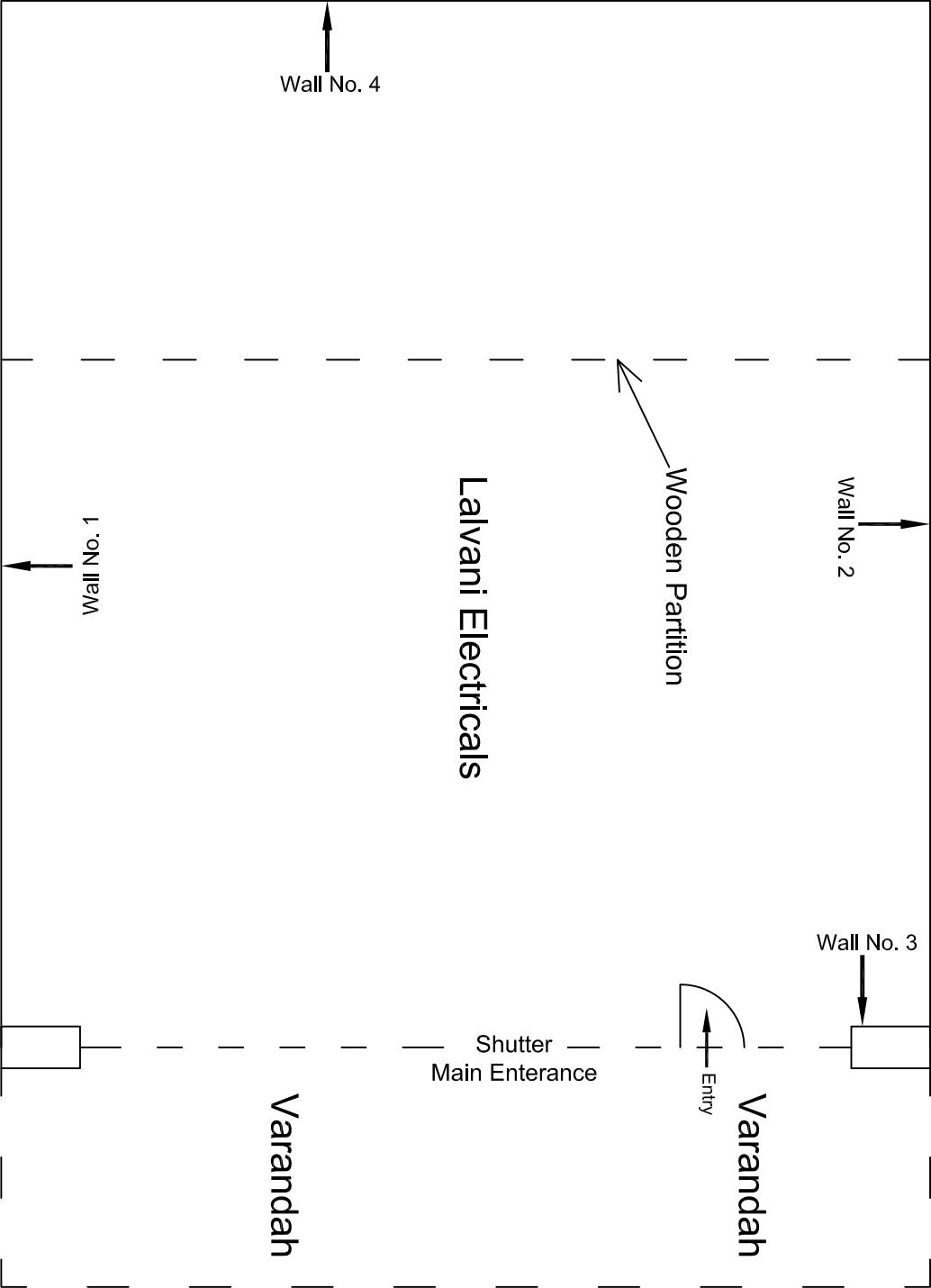


					CONSULTANT:	MAIN CONTRACTOR:	SUB-CONTRACTOR:	PROJECT TITLE: Design and Construction of Tunnel between Chandpole & Badi Chouper and reversal line by Shield TBM, Underground Metro Stations at Choti Choupar and Badi Choupar by Cut & Cover methods on East West Corridor of Jaipur Metro Phase 1B
					OMIKRON KAPPA - INDUS	CEC		
					CONSULTTRANS JV			
					CLIENT:	CONTRACT:		
					DMRC/JMRC	Jaipur Metro Phase 1B		
00		NP	Dr. PRC	16.11.2013				
Revision	Description of Revision	Drawn By	Approved By	Date				
						</		



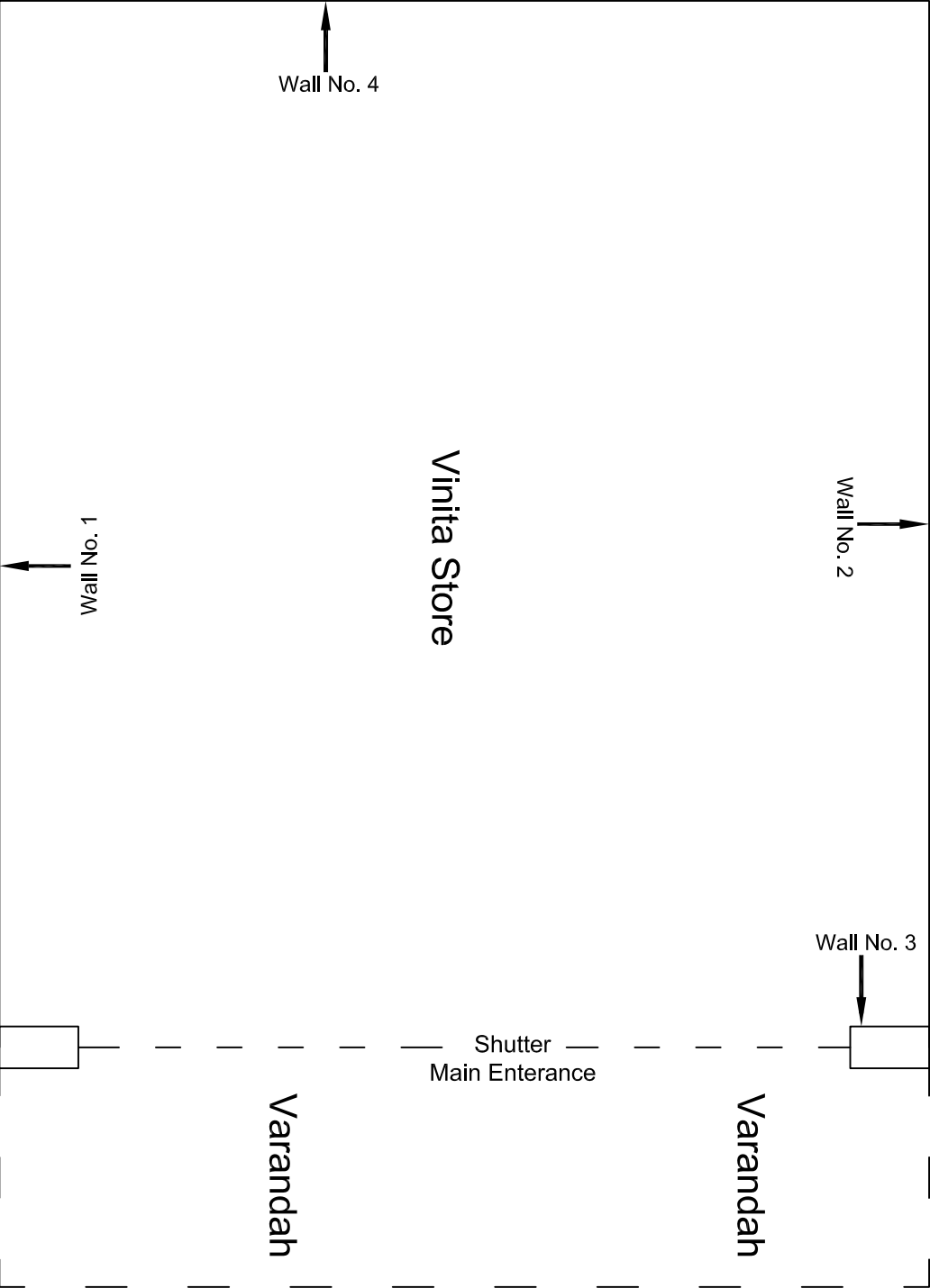
Ground Floor Plan

					CONSULTANT: OMIKRON KAPPA - INDUS CONSULTTRANS JV		MAIN CONTRACTOR: CEC		SUB-CONTRACTOR: AIMIL LIMITED		PROJECT TITLE: Design and Construction of Tunnel between Chandpole & Badi Choupar and reversal line by Shield TBM, Underground Metro Stations at Choti Choupar and Badi Choupar by Cut & Cover methods on East West Corridor of Jaipur Metro Phase 1B				
					CLIENT: DMRC/JMRC		CONTRACT: Jaipur Metro Phase 1B				DRAWING TITLE: Ground Floor Plan of Shop Paper Center				
											DRAWING NO. : AIMIL/ESG/12315/ CC-BC-DL-0001/13 / 01				
00		NP	Dr. PRC	16.11.2013								SCALE: Not to Scale		REVISION: R0	
Revision	Description of Revision	Drawn By	Approved By	Date											



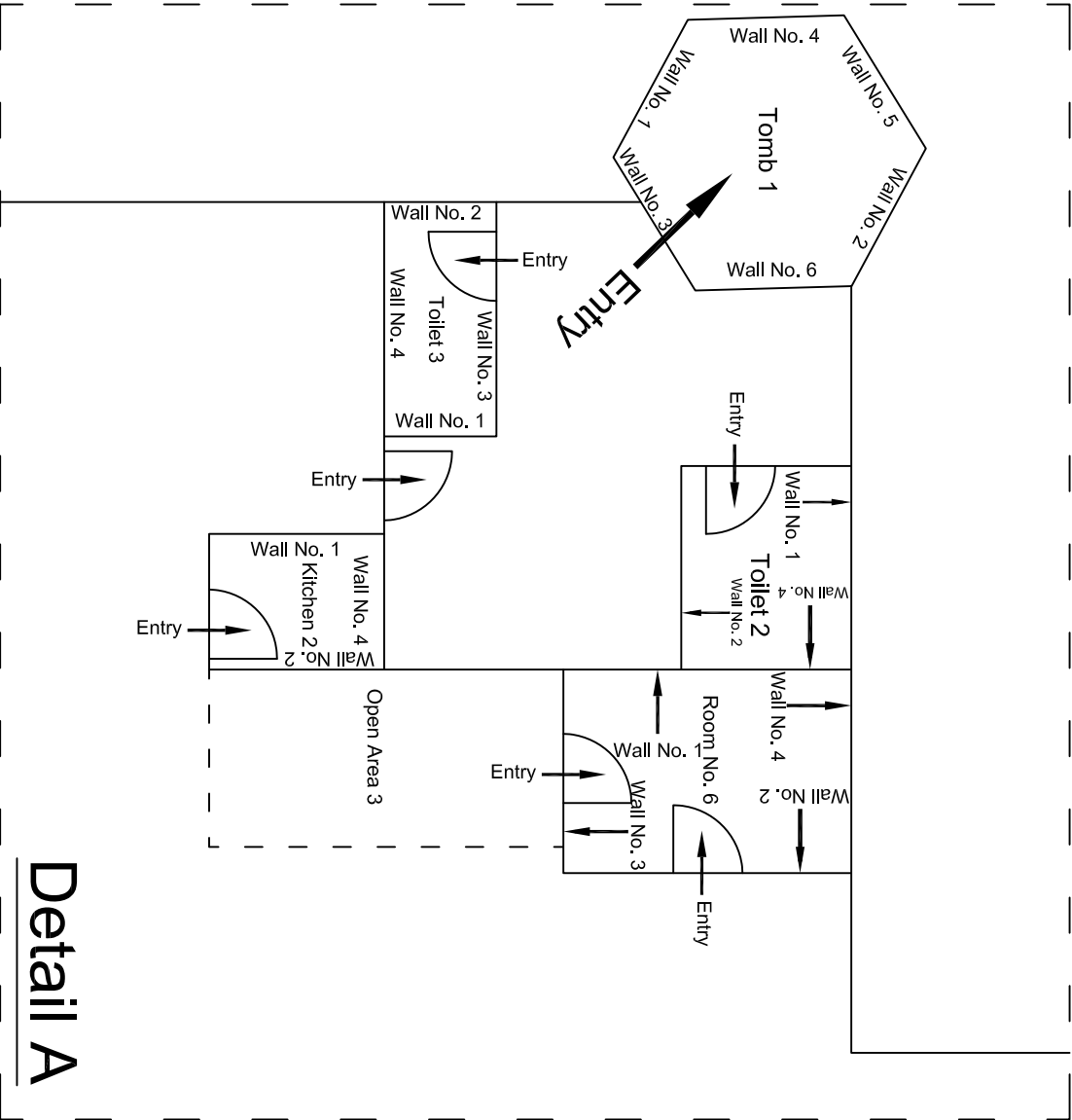
Ground Floor Plan

				CONSULTANT:	MAIN CONTRACTOR:	SUB-CONTRACTOR:	PROJECT TITLE: Design and Construction of Tunnel between Chandpole & Badi Choupar and reversal line by Shield TBM, Underground Metro Stations at Choti Choupar and Badi Choupar by Cut & Cover methods on East West Corridor of Jaipur Metro Phase 1B		
				OMIKRON KAPPA - INDUS	CEC	AIMIL LIMITED			
				CONSULTTRANS JV					
				CLIENT:	CONTRACT:				
				DMRC/JMRC	Jaipur Metro Phase 1B		DRAWING TITLE:	DRAWING NO.:	REVISION:
							Ground Floor Plan of Shop	AIML/ESG/12315/ CC-BC-DL-0001/12 / 01	
00		NP	Dt. PRC	16.11.2013				SCALE:	
Revision	Description of Revision	Drawn By	Approved By	Date				Not to Scale	R0



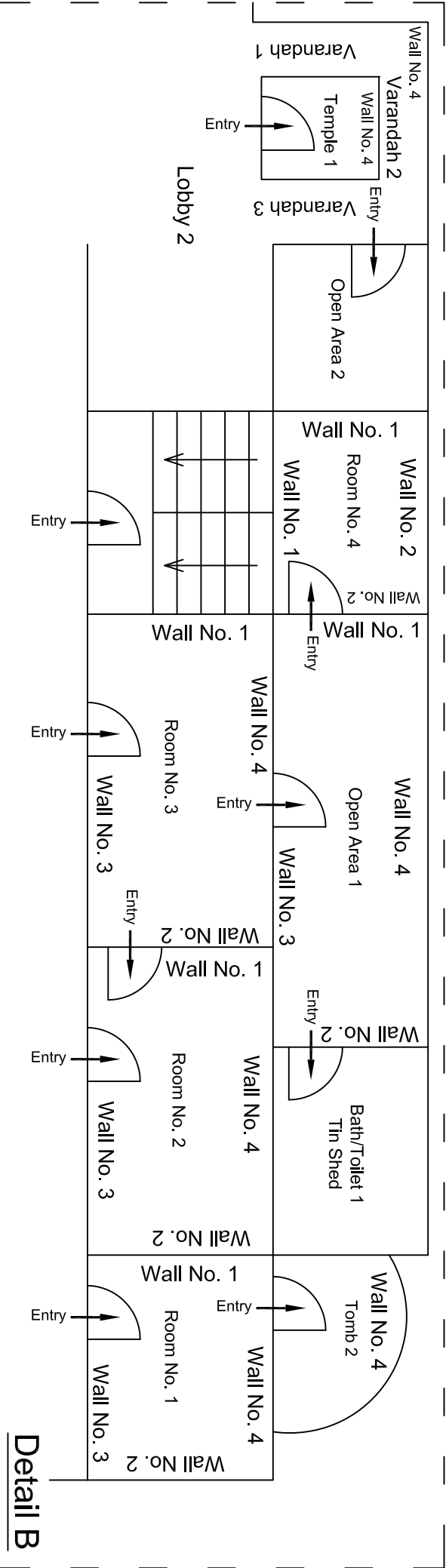
Ground Floor Plan

					CONSULTANT: OMIKRON KAPPA - INDUS CONSULTRANS JV	MAIN CONTRACTOR: CEC	SUB-CONTRACTOR: AIMIL LIMITED	PROJECT TITLE: Design and Construction of Tunnel between Chandpole & Badi Chouper and reversal line by Shield TBM, Underground Metro Stations at Choti Choupar and Badi Choupar by Cut & Cover methods on East West Corridor of Jaipur Metro Phase 1B
					CLIENT: DMRC/JMRC	CONTRACT: Jaipur Metro Phase 1B	DRAWING TITLE: Ground Floor Plan of Shop Vinita Store	DRAWING NO. : AIMIL/ESG/12315/ CC-BC-DL-0001/18 / 01
00		NP	Dt. PRC	16.11.2013				SCALE: Not to Scale
Revision	Description of Revision	Drawn By	Approved By	Date				



First Floor Plan

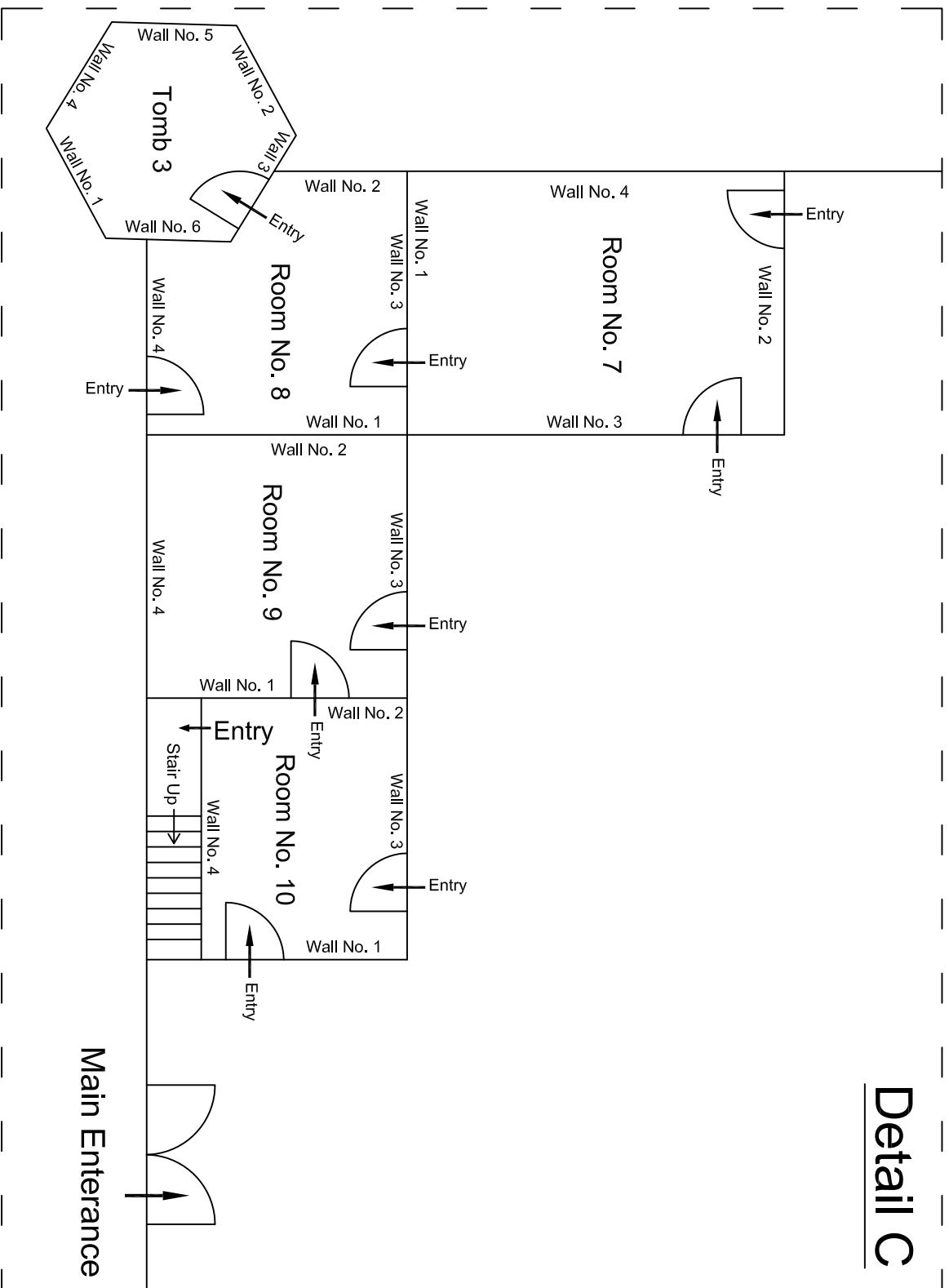
				CONSULTANT:	MAIN CONTRACTOR:	SUB-CONTRACTOR:	PROJECT TITLE: Design and Construction of Tunnel between Chandpole & Badi Choupar and reversal line by Shield TBM, Underground Metro Stations at Choti Choupar and Badi Choupar by Cut & Cover methods on East West Corridor of Jaipur Metro Phase 1B	
				OMIKRON KAPPA - INDUS	CEC	AIMIL LIMITED		
				CONSULTTRANS JV				
				CLIENT:	CONTRACT:			
				DMRC/JMRC	Jaipur Metro Phase 1B		DRAWING NO.:	AIMIL/ESG/12315/ CC-BC-DL-0001-FF-Temple / 02
00		NP	Dr. PRC	16.11.2013			SCALE:	Not to Scale
Revision	Description of Revision	Drawn By	Approved By	Date			REVISION:	R0



First Floor Plan			
		CONSULTANT:	MAIN CONTRACTOR:
		OMIKRON KAPPA - INDUS	CEC
		CONSULTTRANS JV	
		CLIENT:	CONTRACT:
		DMRC/JMRC	Jaipur Metro Phase 1B

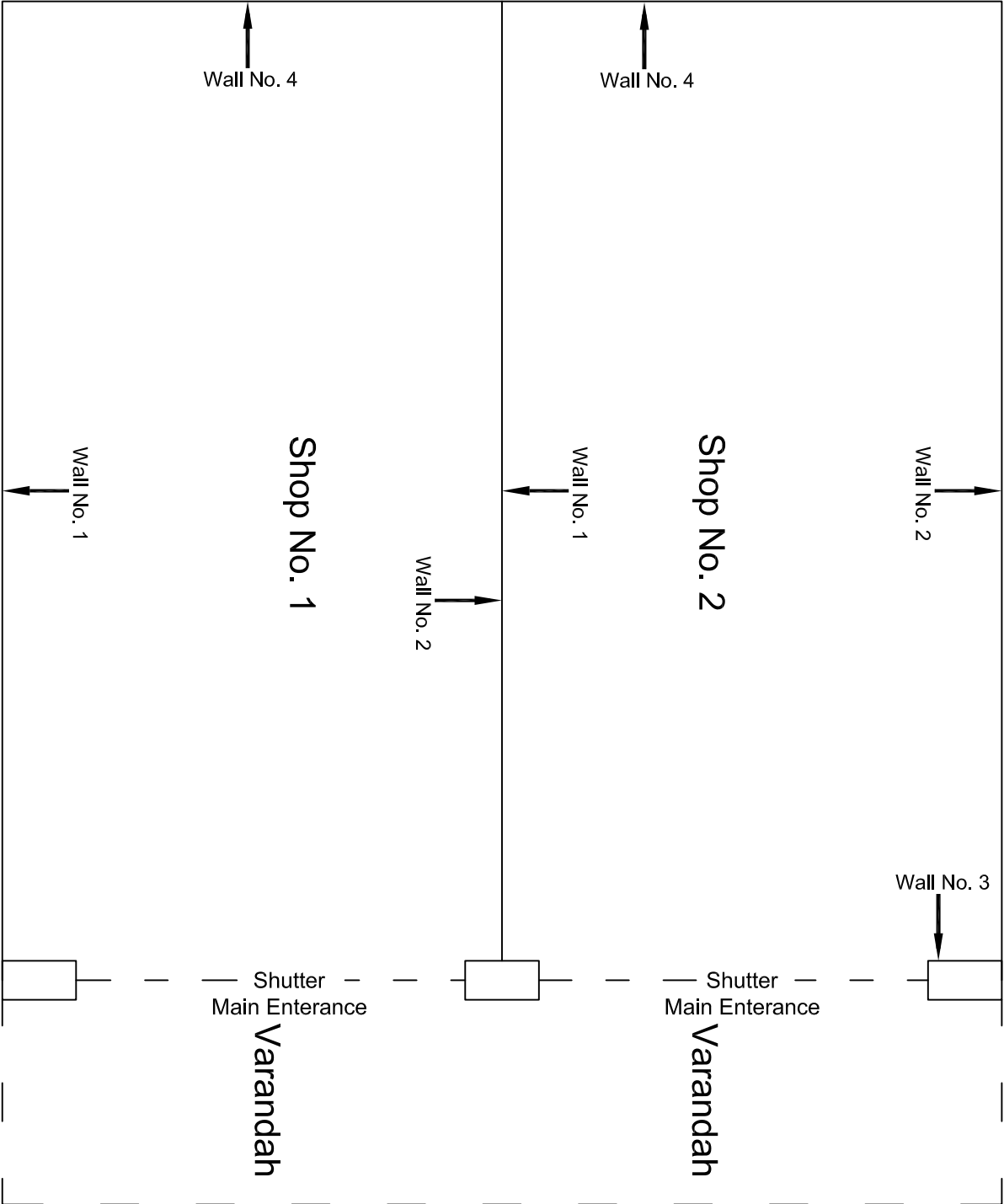
PROJECT TITLE:		DRAWING TITLE:	
Design and Construction of Tunnel between Chandpole & Badi Choupar and reversal line by Shield TBM, Underground Metro Stations at Choti Choupar and Badi Choupar by Cut & Cover methods on East West Corridor of Jaipur Metro Phase 1B		First Floor Plan of Temple Krishna Chandra Ji Mandir, Maniharo Ka Rasta, Chandpol Bazar	
DRAWING NO.:		DRAWING NO.:	
AIMIL/ESG/12315/ CC-BC-DL-0001+FF-Temple / 03		AIMIL/ESG/12315/ CC-BC-DL-0001+FF-Temple / 03	
SCALE:		SCALE:	
Not to Scale		Not to Scale	
REVISION:		REVISION:	
R0		R0	

Detail C



First Floor Plan

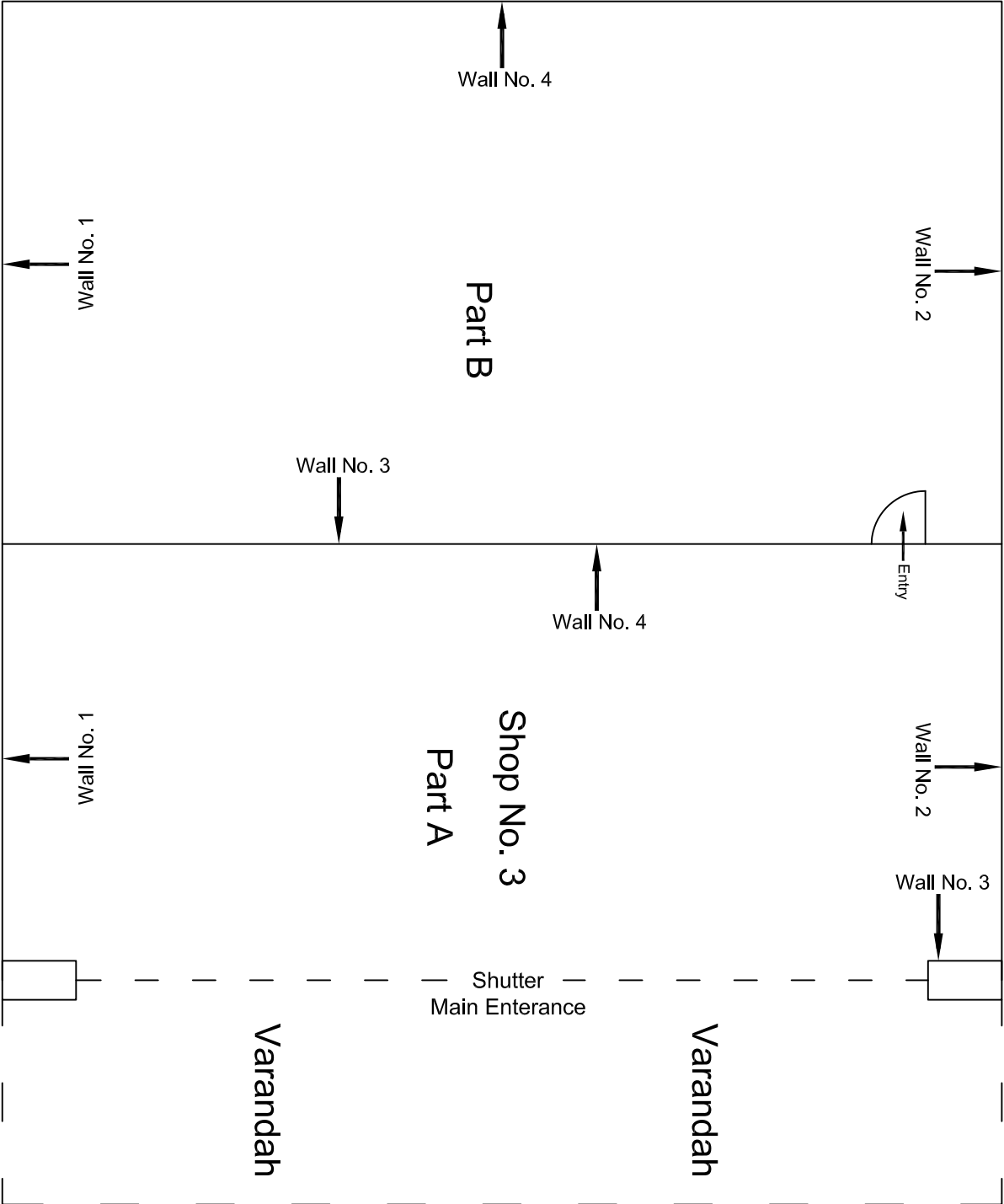
					CONSULTANT: OMIKRON KAPPA - INDUS CONSULTRANS JV	MAIN CONTRACTOR: CEC	SUB-CONTRACTOR: AIMIL LIMITED	PROJECT TITLE: Design and Construction of Tunnel between Chandpole & Badi Choupar and reversal line by Shield TBM. Underground Metro Stations at Choti Choupar and Badi Choupar by Cut & Cover methods on East West Corridor of Jaipur Metro Phase 1B
					CLIENT: DMRC/JMRC	CONTRACT:		DRAWING TITLE: First Floor Plan of Temple Krishna Chandra Ji Mandir, Maniharo Ka Rasta, Chandpol Bazar
								DRAWING NO.: AIML/ESG/12315/ CC-BG-DL-0001-FF-Temple / 04
00		NP	Dr. PRC	16.11.2013				SCALE: Not to Scale
Revision	Description of Revision	Drawn By	Approved By	Date				REVISION: R0



Ground Floor Plan

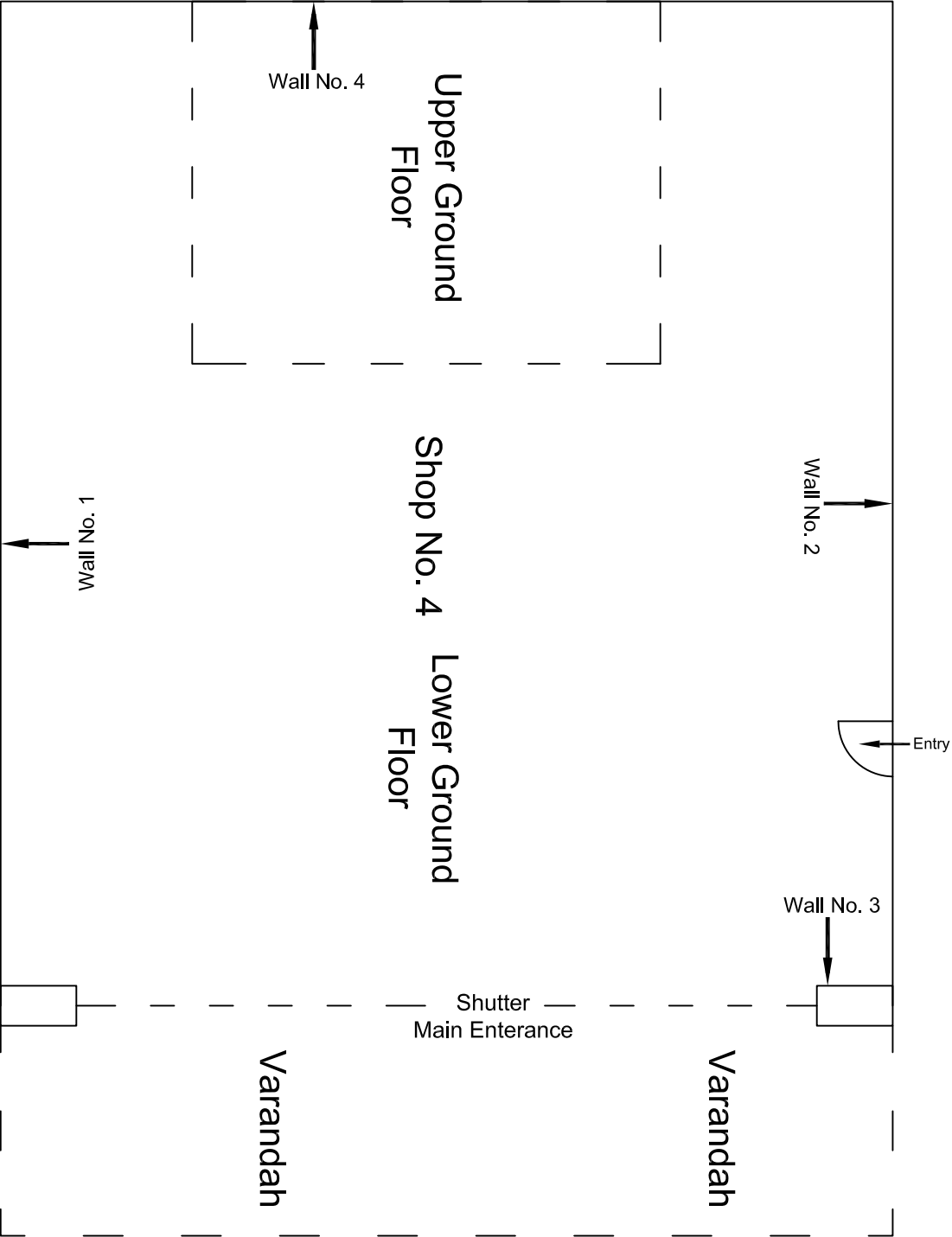
					CONSULTANT: OMIKRON KAPPA - INDUS CONSULTTRANS JV	MAIN CONTRACTOR: CEC	SUB-CONTRACTOR: AIMIL LIMITED	PROJECT TITLE: Design and Construction of Tunnel between Chandpole & Badi Choupar and reversal line by Shield TBM, Underground Metro Stations at Choti Choupar and Badi Choupar by Cut & Cover methods on East West Corridor of Jaipur Metro Phase 1B
					CLIENT: DMRC/JMRC	CONTRACT: Jaipur Metro Phase 1B		DRAWING TITLE: Ground Floor Plan of Shop No. 1 & 2, Choti Chopar
								DRAWING NO.: AIMIL/ESG/12315/ CC-BC-DL-0001-1 & 2 / 01
00		NP	Dt. PRC	16.11.2013				SCALE: Not to Scale
Revision	Description of Revision	Drawn By	Approved By	Date				REVISION: R0

DRAWING NO.:		REVISION:
AIML/ESG/12315/ CC-BC-DL-0001-1 & 2 / 01		
SCALE:		
Not to Scale		R0



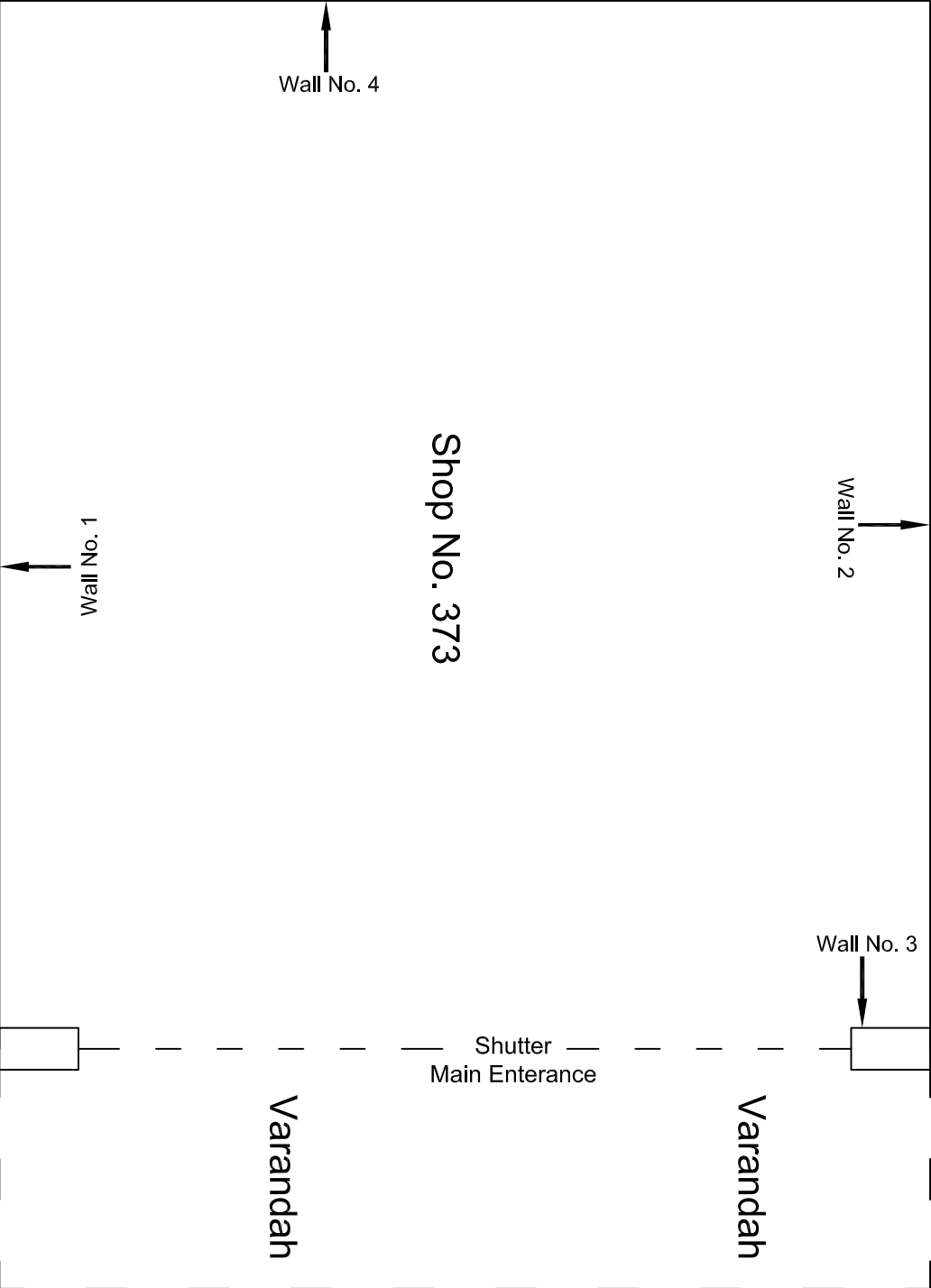
Ground Floor Plan

					CONSULTANT: OMIKRON KAPPA - INDUS CONSULTTRANS JV		MAIN CONTRACTOR: CEC		SUB-CONTRACTOR: AIMIL LIMITED		PROJECT TITLE: Design and Construction of Tunnel between Chandpole & Badi Choupar and reversal line by Shield TBM, Underground Metro Stations at Choti Choupar and Badi Choupar by Cut & Cover methods on East West Corridor of Jaipur Metro Phase 1B	
					CLIENT: DMRC/JMRC		CONTRACT: Jaipur Metro Phase 1B				DRAWING TITLE: Ground Floor Plan of Shop No. 3, Choti Choupar	
00		NP	Dr. PRC	16.11.2013					DRAWING NO.: AIMIL/ESG/12315/ CC-BC-DL-0001-3 / 01		SCALE: Not to Scale	
Revision	Description of Revision	Drawn By	Approved By	Date							REVISION: R0	



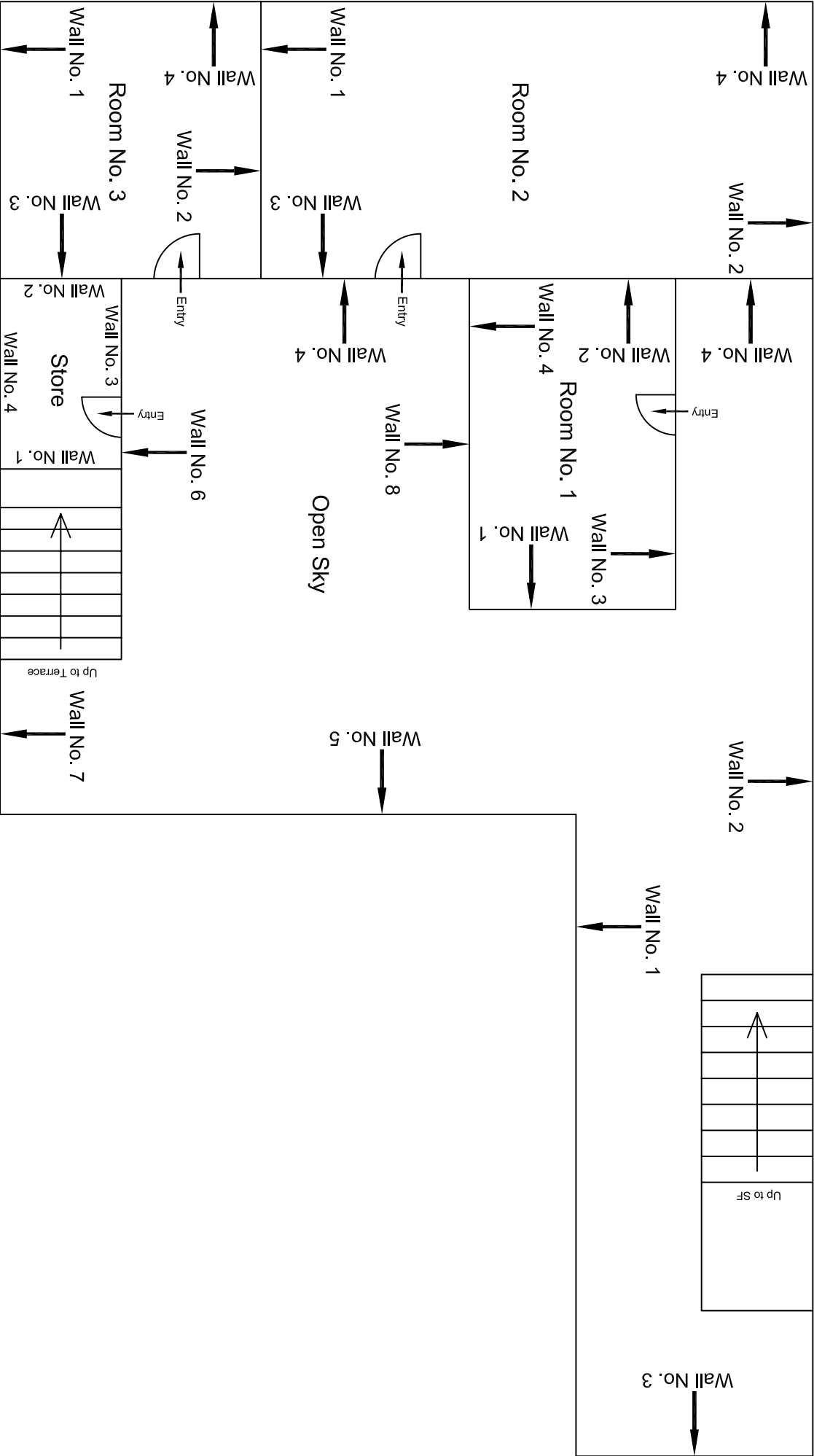
Ground Floor Plan

					CONSULTANT: OMIKRON KAPPA - INDUS CONSULTRANS JV	MAIN CONTRACTOR: CEC	SUB-CONTRACTOR: AIMIL LIMITED	PROJECT TITLE: Design and Construction of Tunnel between Chandpole & Badi Chouper and reversal line by Shield TBM, Underground Metro Stations at Choti Choupar and Badi Choupar by Cut & Cover methods on East West Corridor of Jaipur Metro Phase 1B			
					CLIENT: DMRC/JMRC	CONTRACT: Jaipur Metro Phase 1B		DRAWING TITLE: Ground Floor Plan of Shop No. 4, Choti Chopar	DRAWING NO.:	REVISION:	
									AIMIL/ESG/12315/ CC-BC-DL-0001-4 / 01	SCALE:	R0
00		NP	Dr. PRC	16.11.2013							
Revision	Description of Revision	Drawn By	Approved By	Date							




Ground Floor Plan

				CONSULTANT:	MAIN CONTRACTOR:	SUB-CONTRACTOR:	PROJECT TITLE: Design and Construction of Tunnel between Chandpole & Badi Choupar and reversal line by Shield TBM, Underground Metro Stations at Choti Choupar and Badi Choupar by Cut & Cover methods on East West Corridor of Jaipur Metro Phase 1B		
				OMIKRON KAPPA - INDUS	CEC	AIMIL LIMITED			
				CONSULTTRANS JV	CONTRACT:		DRAWING TITLE:	DRAWING NO.:	REVISION:
				CLIENT:	Jaipur Metro Phase 1B		Ground Floor Plan of Shop	AIML/ESG/12315/ CC-BC-DL-0001-373 / 01	R0
				DMRC/JIMRC			No. 373, Choti Choupar	SCALE:	
								Not to Scale	
00		NP	Dt. PRC	16.11.2013					
Revision	Description of Revision	Drawn By	Approved By	Date					



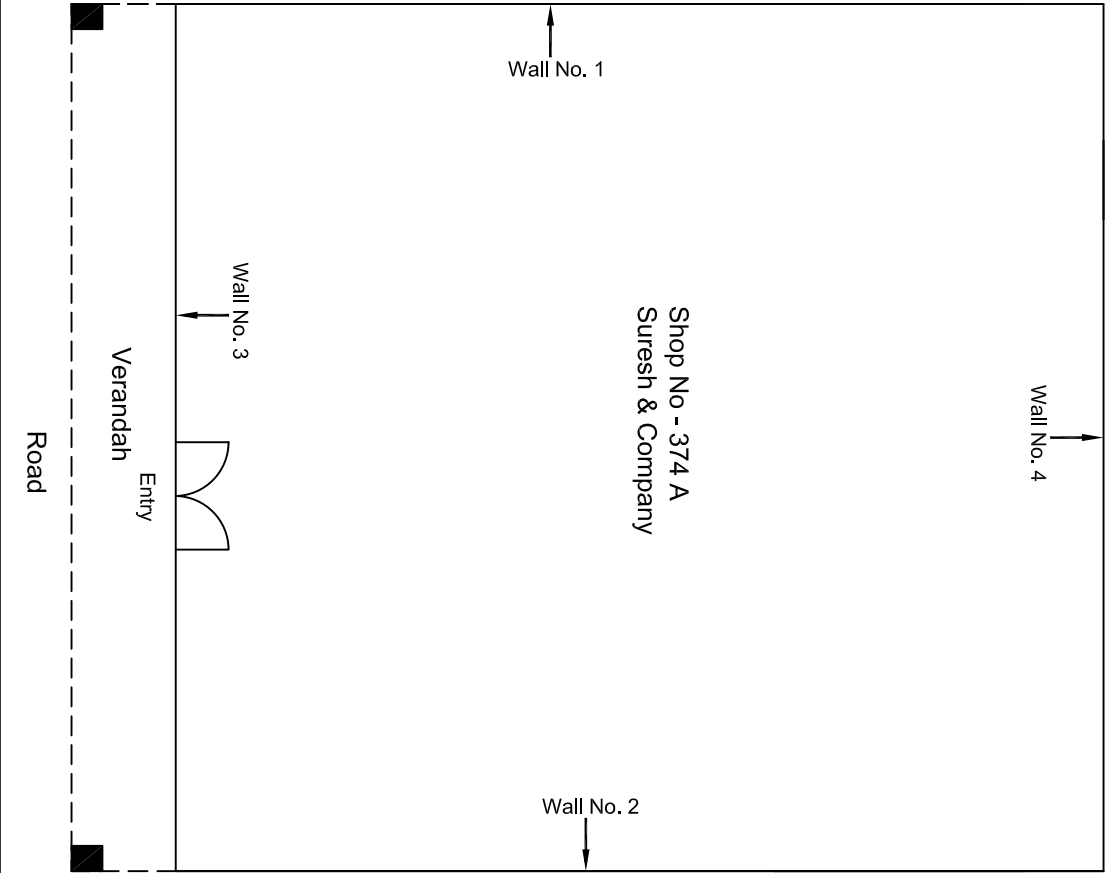
Second Floor Plan

						CONSULTANT:		MAIN CONTRACTOR:		SUB-CONTRACTOR:		PROJECT TITLE:	
						OMIKRON KAPPA - INDUS CONSULTRANS JV		CEC		AIMIL LIMITED		Design and Construction of Tunnel between Chandpole & Badi Choupar and reversal line by Shield TBM. Underground Metro Stations at Choti Choupar and Badi Choupar by Cut & Cover methods on East West Corridor of Jaipur Metro Phase 1B	
						CLIENT:		CONTRACT:				DRAWING TITLE:	
						DMRC/JMRC		Jaipur Metro Phase 1B				Second Floor Plan of Temple Shri Nawal Kishor	
00		NP	Dr. PRC	16.11.2013								DRAWING NO.:	
Revision	Description of Revision	Drawn By	Approved By	Date								AIMIL/ESG/12315/ CC BC DN 0001 FF-SF /02	
												SCALE:	
												Not to Scale	
												REVISION:	
												R0	



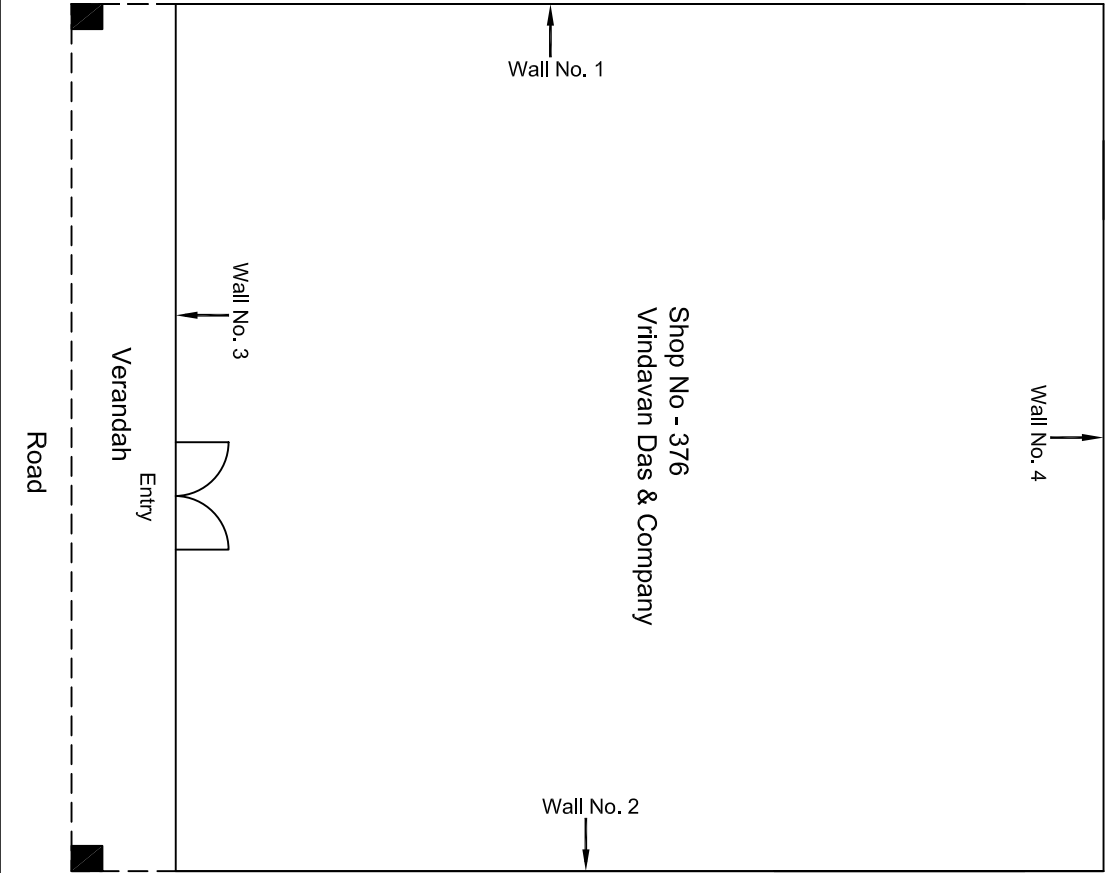
					CONSULTANT: OMIKRON KAPPA-INDUS CONSULTRANS JV	MAIN CONTRACTOR: CEC	SUB-CONTRACTOR: AIMIL LIMITED	PROJECT TITLE: Design and Construction of Tunnel between Chandpole & Badi Choupar and reversal line by Shield TBM, Underground Metro Stations at Choti Choupar and Badi Choupar by Cut & Cover methods on East West Corridor of Jaipur Metro Phase 1B
					CLIENT: DMRC/JMRC	CONTRACT: Jaipur Metro Phase 1B		DRAWING TITLE: Ground Floor Plan of Shop No 374 Ram Kishan Rajendar Kumar Trippolia Bazar
								DRAWING NO.: AIMIL/ESG/12315/ CC-BC-DN /0001/ 374 / 01
								SCALE: Not to Scale
								REVISION: R0
00		NP	Dr. PRC	16.11.2013				
Revision	Description of Revision	Drawn By	Approved By	Date				

Ground Floor Plan



				CONSULTANT: OMIKRON KAPPAPANDUS CONSULTRANS JV		MAIN CONTRACTOR: CEC		SUB-CONTRACTOR: AIMIL LIMITED		PROJECT TITLE: Design and Construction of Tunnel between Chandpole & Badi Chouper and reversal line by Shield TBM, Underground Metro Stations at Choti Choupar and Badi Choupar by Cut & Cover methods on East West Corridor of Jaipur Metro Phase 1B		
				CLIENT: DMRC/JMRC		CONTRACT: Jaipur Metro Phase 1B		DRAWING TITLE: Ground Floor Plan of Shop No 374 A Suresh & Company		DRAWING NO.: AIMIL/ESG/12315/ CC-BC-DN /0001/ 374A / 01		
										SCALE: Not to Scale		
										REVISION: R0		
00		NP	D: .PRC	16.11.2013								
Revision	Description of Revision	Drawn By	Approved By	Date								

Ground Floor Plan

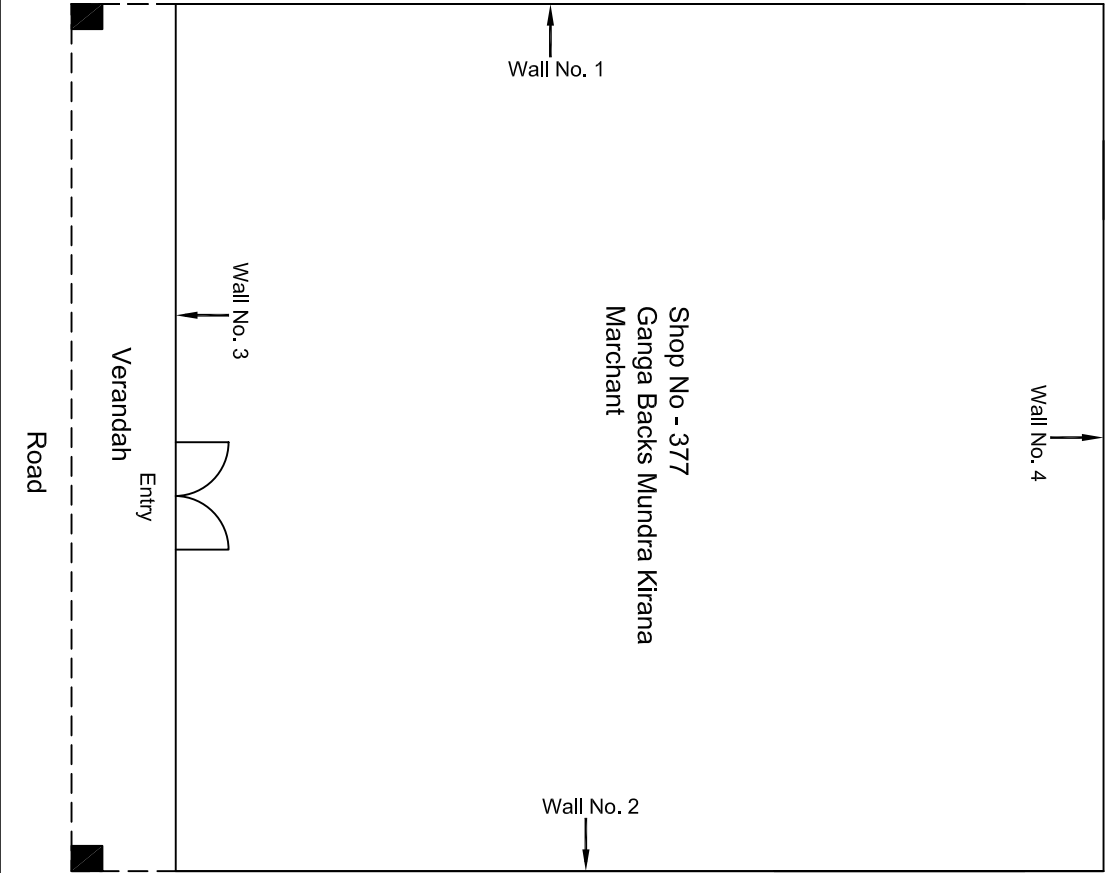


				CONSULTANT:	MAIN CONTRACTOR:	SUB-CONTRACTOR:	PROJECT TITLE:
--	--	--	--	-------------	------------------	-----------------	----------------

				OMIKRON KAPPANUNDUS	CEC	AIMIL LIMITED	Design and Construction of Tunnel between Chandpole & Badi Choupar and reversal line by Shield TBM, Underground Metro Stations at Choti Choupar and Badi Choupar by Cut & Cover methods on East West Corridor of Jaipur Metro Phase 1B
				CONSULTRANS JV			

				CLIENT:	CONTRACT:	DRAWING TITLE:	DRAWING NO.:	SCALE:	REVISION:
				DMRC/JMRC	Jaipur Metro Phase 1B				

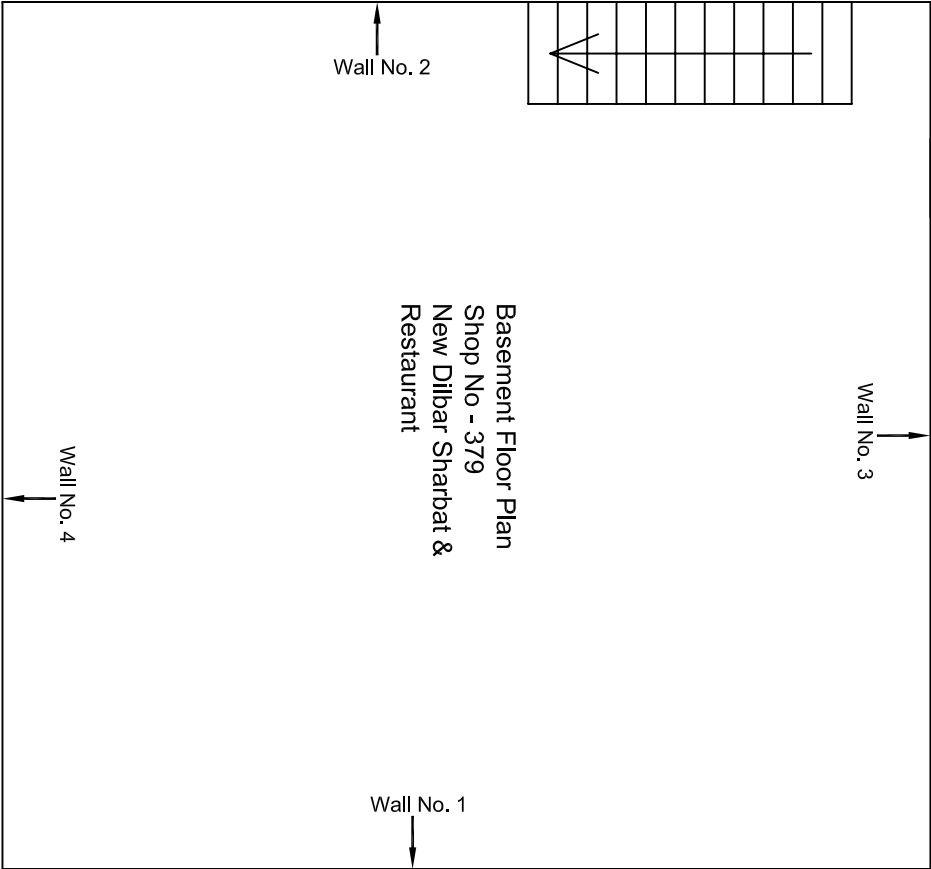
Revision	Description of Revision	Drawn By	Approved By	Date
00		NP	D. PRC	16.11.2013



				CONSULTANT: OMIKRON KAPPANUNDUS CONSULTRANS JV	MAIN CONTRACTOR: CEC	SUB-CONTRACTOR: AIMIL LIMITED	PROJECT TITLE: Design and Construction of Tunnel between Chandpole & Badi Chouper and reversal line by Shield TBM, Underground Metro Stations at Choti Choupar and Badi Choupar by Cut & Cover methods on East West Corridor of Jaipur Metro Phase 1B		
				CLIENT: DMRC/JMRC	CONTRACT: Jaipur Metro Phase 1B		DRAWING TITLE: Ground Floor Plan of Shop No 377 Ganga Backs Mundra Kirana Marchant Tipolia Bazar	DRAWING NO.: AIMIL/ESG/12315/ CC-BC-DN /0001/ 377 / 01	REVISION: R0

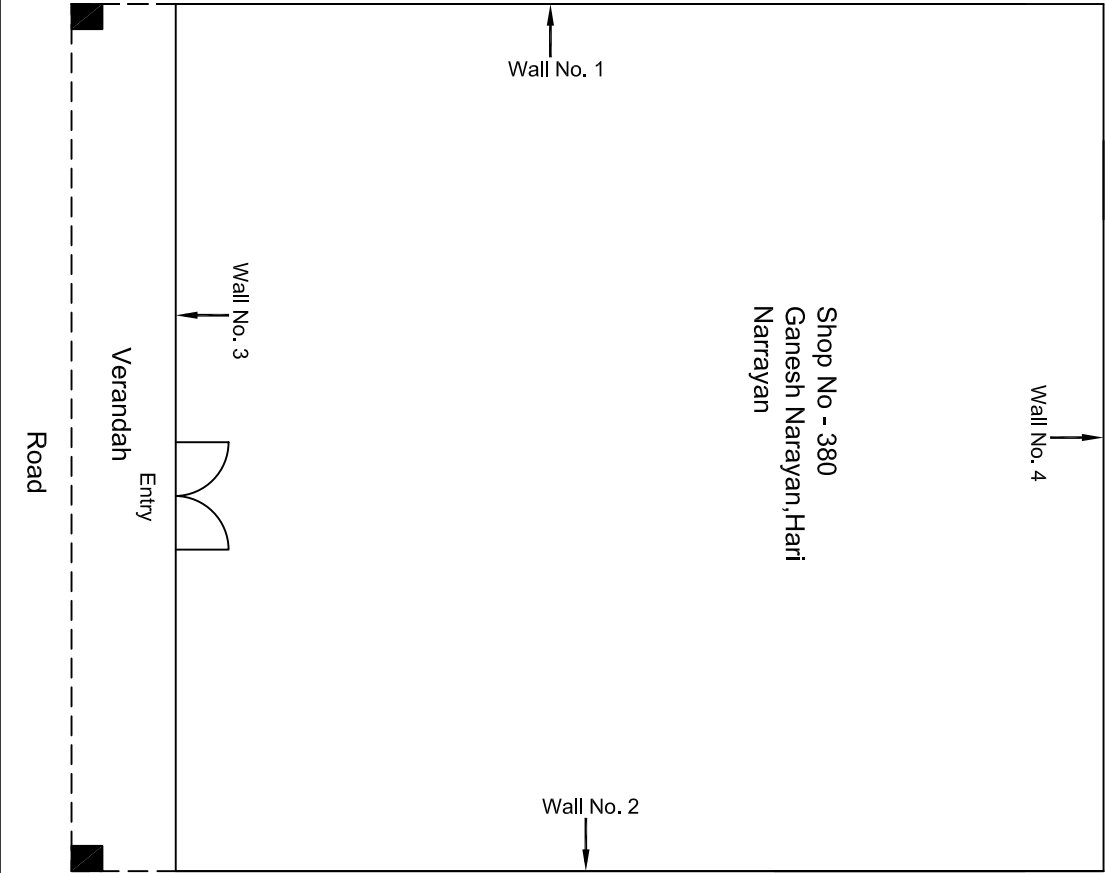
00		NP	D. PRC	16.11.2013					
Revision	Description of Revision	Drawn By	Approved By	Date					

Ground Floor Plan



						CONSULTANT: OMIKRON KAPPA-INDUS CONSULTRANS JV	MAIN CONTRACTOR: CEC	SUB-CONTRACTOR: AIMIL LIMITED	PROJECT TITLE: Design and Construction of Tunnel between Chandpole & Badi Choupar and reversal line by Shield TBM, Underground Metro Stations at Choti Choupar and Badi Choupar by Cut & Cover methods on East West Corridor of Jaipur Metro Phase 1B
						CLIENT: DMRC/JMRC	CONTRACT: Jaipur Metro Phase 1B		DRAWING TITLE: Basement Floor Plan of Shop No 379 New Dilbar Sharbat & Restaurant Tirpolia Bazar
									DRAWING NO.: AIMIL/ESG/12315/ CC-BC-DN /0001/ 379 / 02
									SCALE: Not to Scale
00		NP	Dr. PRC	16.11.2013					
Revision	Description of Revision	Drawn By	Approved By	Date					

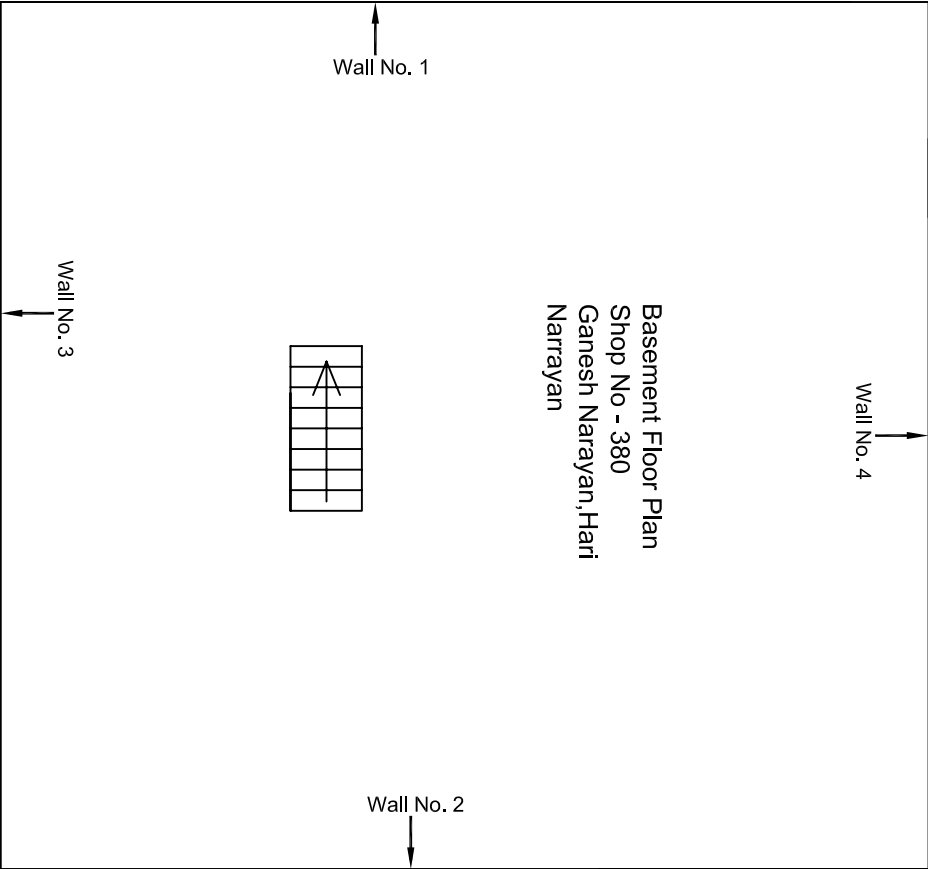
Basement Floor Plan



				CONSULTANT: OMIKRON KAPPANUNDUS CONSULTRANS JV	MAIN CONTRACTOR: CEC	SUB-CONTRACTOR: AIMIL LIMITED	PROJECT TITLE: Design and Construction of Tunnel between Chandpole & Badi Chouper and reversal line by Shield TBM, Underground Metro Stations at Choti Choupar and Badi Choupar by Cut & Cover methods on East West Corridor of Jaipur Metro Phase 1B		

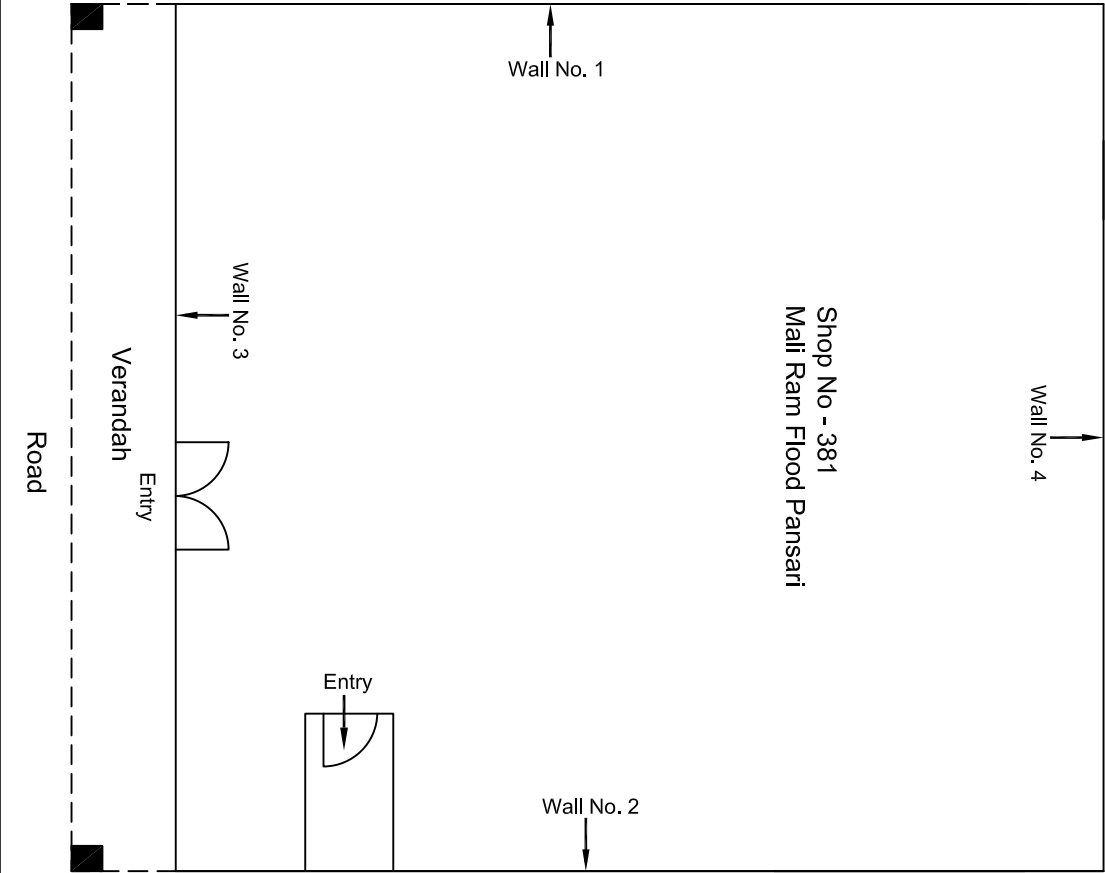
Revision	Description of Revision	Drawn By	Approved By	Date	CLIENT: DMRC/JMRC	CONTRACT: Jaipur Metro Phase 1B	DRAWING NO.: AIMIL/ESG/12315/ CC-BC-DN /0001/ 380 / 01			SCALE: Not to Scale	REVISION: R0
00		NP	D. .PRC	16.11.2013							

Ground Floor Plan



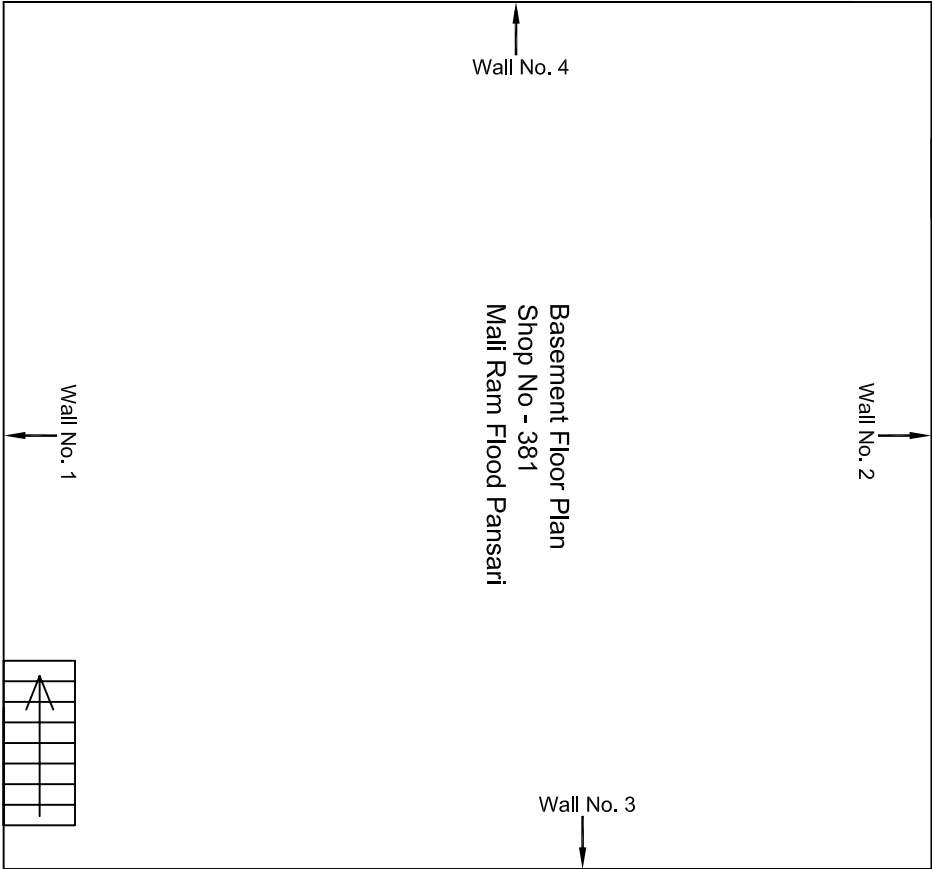
				CONSULTANT: OMIKRON KAPPAPANDUS CONSULTRANS JV	MAIN CONTRACTOR: CEC	SUB-CONTRACTOR: AIMIL LIMITED	PROJECT TITLE: Design and Construction of Tunnel between Chandpole & Badi Choupar and reversal line by Shield TBM, Underground Metro Stations at Choti Choupar and Badi Choupar by Cut & Cover methods on East West Corridor of Jaipur Metro Phase 1B		
				CLIENT: DMRC/JMRC	CONTRACT: Jaipur Metro Phase 1B		DRAWING TITLE: Basement Floor Plan of Shop No 380 Ganesh Narayan, Hari Narayan Tipolia Bazar	DRAWING NO.: AIMIL/ESG/12315/ CC-BC-DN /0001/ 380 / 02	REVISION: R0
00		NP	D. :PRC	16.11.2013					
Revision	Description of Revision	Drawn By	Approved By	Date					

Basement Floor Plan



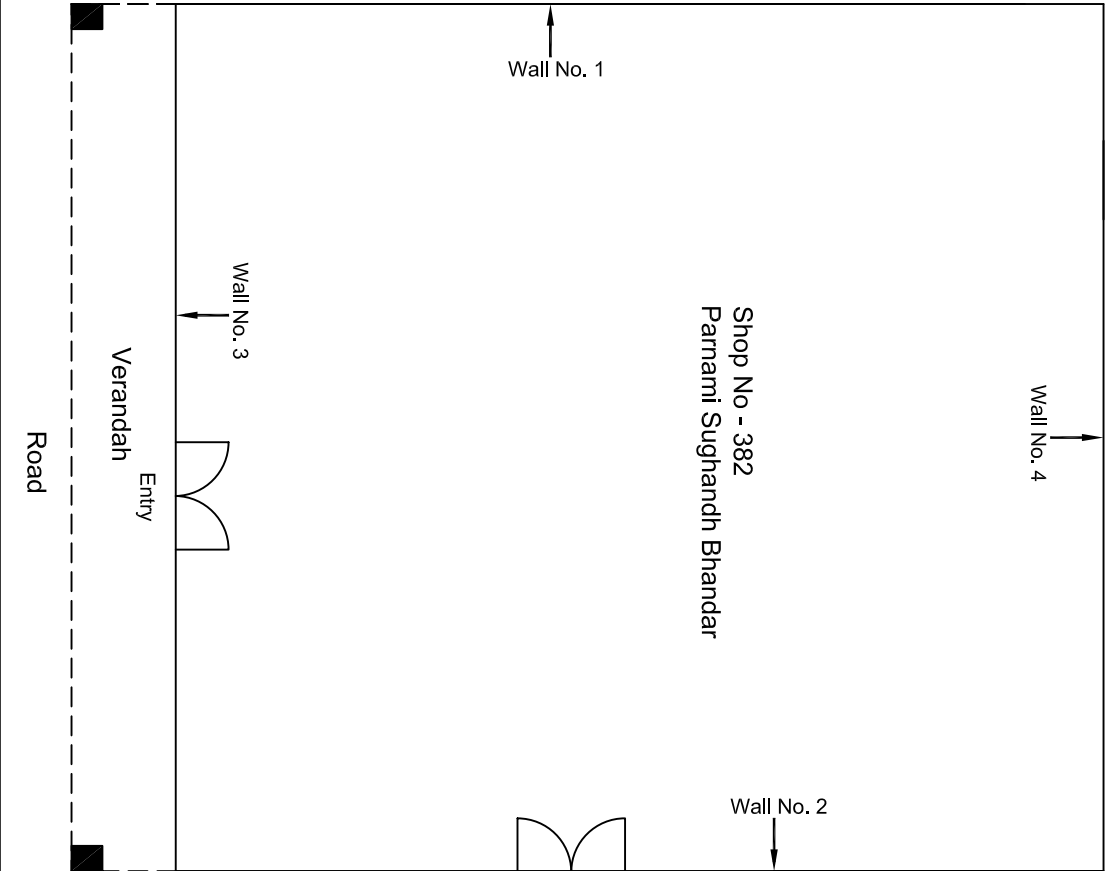
				CONSULTANT: OMIKRON KAPPANUNDUS CONSULTRANS JV		MAIN CONTRACTOR: CEC		SUB-CONTRACTOR: AIMIL LIMITED		PROJECT TITLE: Design and Construction of Tunnel between Chandpole & Badi Choupar and reversal line by Shield TBM, Underground Metro Stations at Choti Choupar and Badi Choupar by Cut & Cover methods on East West Corridor of Jaipur Metro Phase 1B	
				CLIENT: DMRC/JMRC		CONTRACT: Jaipur Metro Phase 1B		DRAWING TITLE: Ground Floor Plan of Shop No 381 Mali Ram Flood Pansari Tipolia Bazar		DRAWING NO.: AIMIL/ESG/12315/ CC-BC-DN /0001/ 381 / 01	
										SCALE: Not to Scale	
										REVISION: R0	
00		NP	D. PRC	16.11.2013							
Revision	Description of Revision	Drawn By	Approved By	Date							

Ground Floor Plan



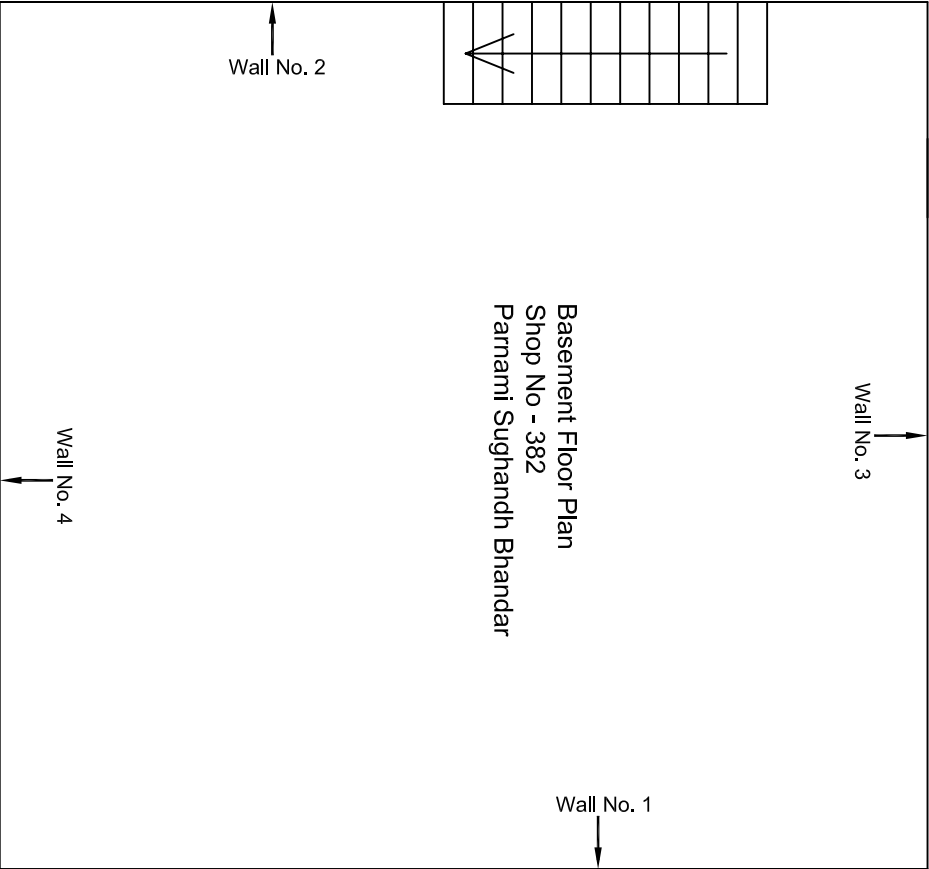
					CONSULTANT: OMIKRON KAPPA-INDUS CONSULTRANS JV	MAIN CONTRACTOR: CEC	SUB-CONTRACTOR: AIMIL LIMITED	PROJECT TITLE: Design and Construction of Tunnel between Chandpole & Badi Choupar and reversal line by Shield TBM, Underground Metro Stations at Choti Choupar and Badi Choupar by Cut & Cover methods on East West Corridor of Jaipur Metro Phase 1B	
					CLIENT: DMRC/JMRC	CONTRACT: Jaipur Metro Phase 1B		DRAWING NO.: AIMIL/ESG/12315/ CC-BC-DN /0001/ 381 / 02	
00		NP	Dr. PRC	16.11.2013				SCALE: Not to Scale	REVISION: R0
Revision	Description of Revision	Drawn By	Approved By	Date					

Basement Floor Plan



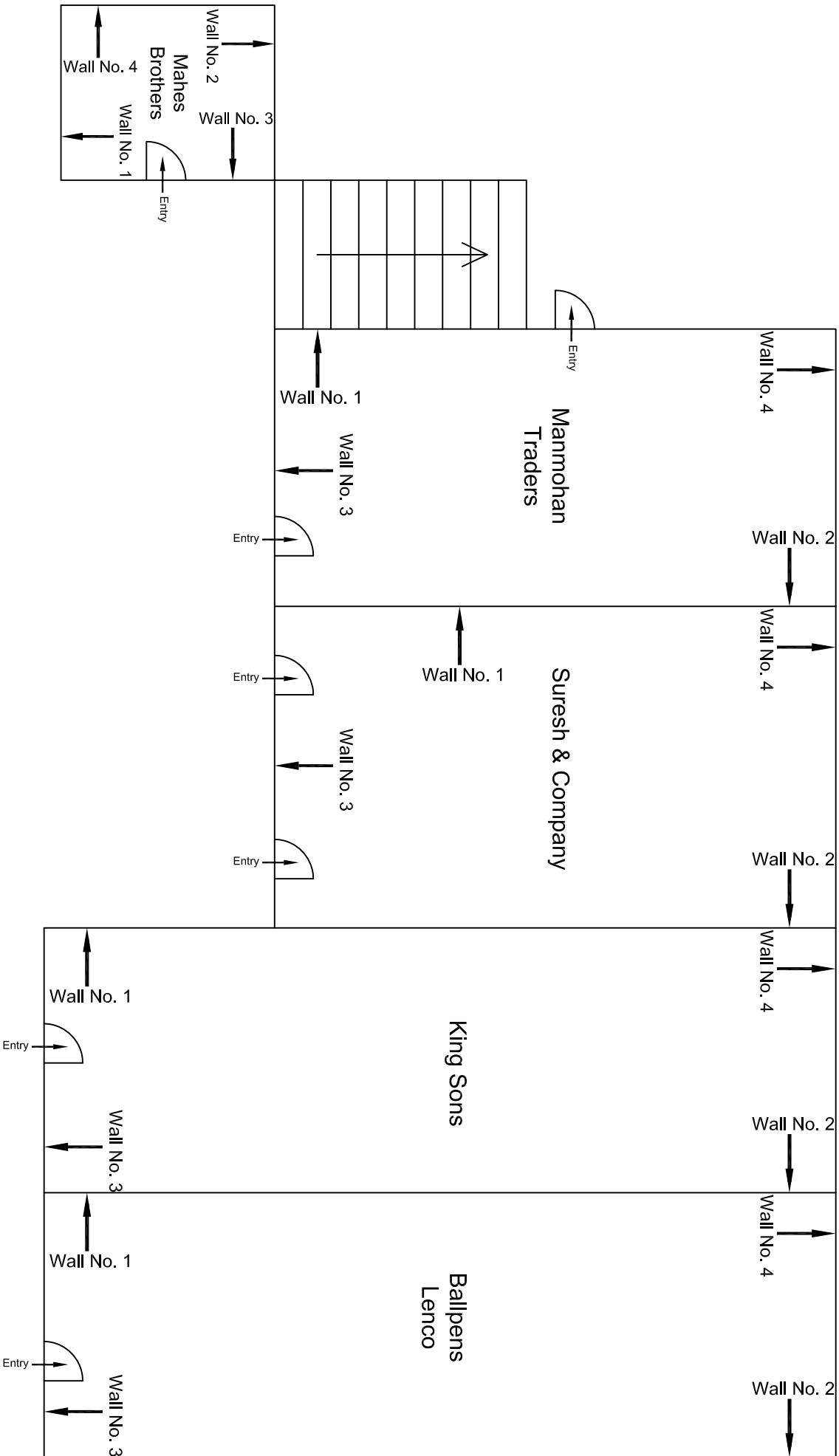
				CONSULTANT: OMIKRON KAPPANUNDUS CONSULTRANS JV	MAIN CONTRACTOR: CEC	SUB-CONTRACTOR: AIMIL LIMITED	PROJECT TITLE: Design and Construction of Tunnel between Chandpole & Badi Chouper and reversal line by Shield TBM, Underground Metro Stations at Choti Choupar and Badi Choupar by Cut & Cover methods on East West Corridor of Jaipur Metro Phase 1B		
				CLIENT: DMRC/JMRC	CONTRACT: Jaipur Metro Phase 1B		DRAWING TITLE: Ground Floor Plan of Shop No 382 Parmami Sughandh Bhandar	DRAWING NO.: AIMIL/ESG/12315/ CC-BC-DN /0001/ 382 / 01	REVISION: R0
Revision	Description of Revision	Drawn By	Approved By	Date					
00		NP	D. .PRC	16.11.2013					

Ground Floor Plan



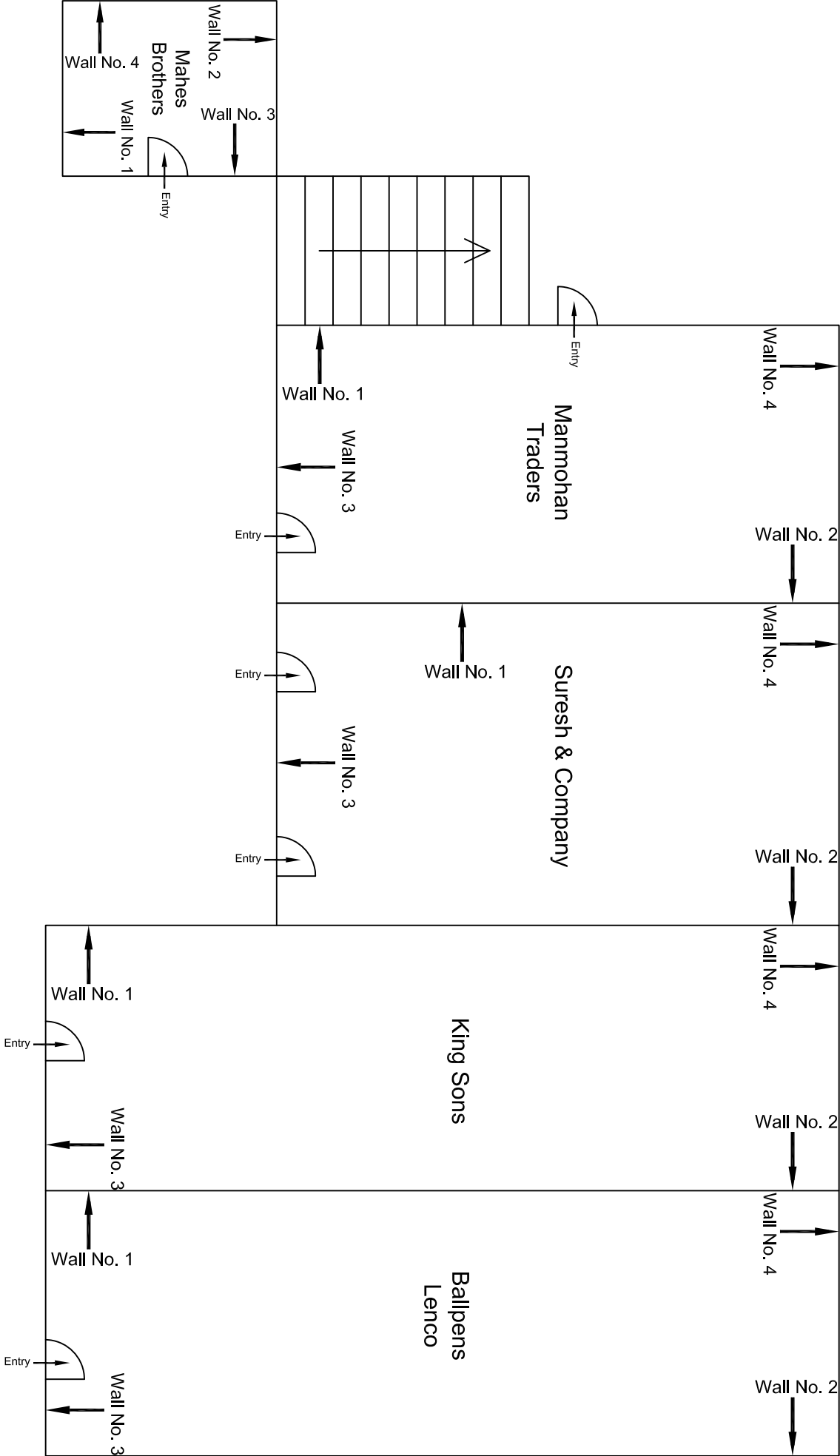
						CONSULTANT: OMIKRON KAPPA-INDUS CONSULTRANS JV	MAIN CONTRACTOR: CEC	SUB-CONTRACTOR: AIMIL LIMITED	PROJECT TITLE: Design and Construction of Tunnel between Chandpole & Badi Choupar and reversal line by Shield TBM, Underground Metro Stations at Choti Choupar and Badi Choupar by Cut & Cover methods on East West Corridor of Jaipur Metro Phase 1B
						CLIENT: DMRC/JMRC	CONTRACT: Jaipur Metro Phase 1B		DRAWING TITLE: Basement Floor Plan of Shop No 382 Parmani Sughandh Bhandar Tirpolia Bazar
									DRAWING NO.: AIMIL/ESG/12315/ CC-BC-DN /0001/ 382 / 02
00		NP	Dr. PRC	16.11.2013					SCALE: Not to Scale
Revision	Description of Revision	Drawn By	Approved By	Date					REVISION: R0

Basement Floor Plan



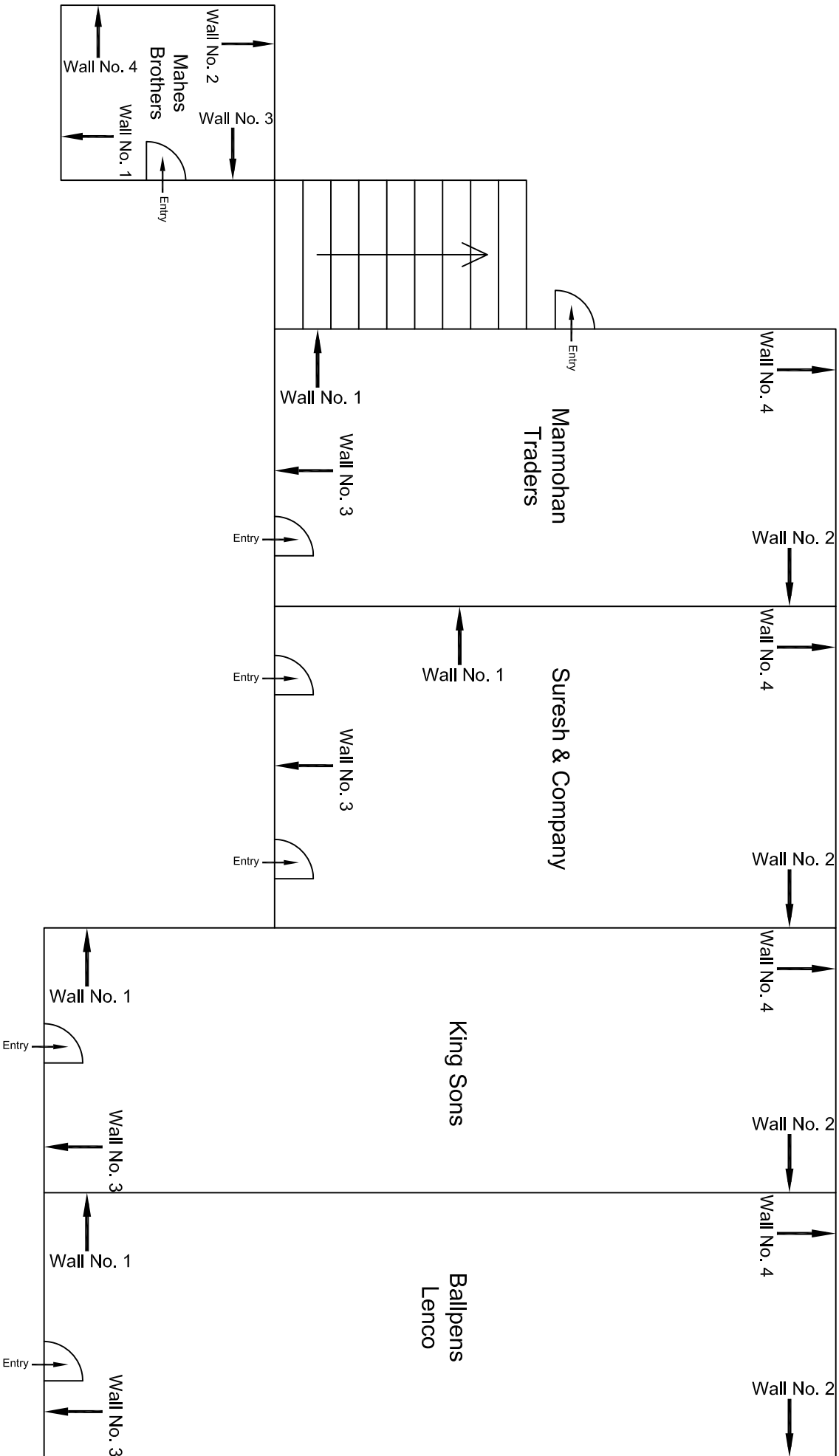
Ground Floor Plan

					CONSULTANT: OMIKRON KAPPA-INDUS CONSULTRANS JV		MAIN CONTRACTOR: CEC		SUB-CONTRACTOR: AIMIL LIMITED		PROJECT TITLE: Design and Construction of Tunnel between Chandpole & Badi Choupar and reversal line by Shield TBM, Underground Metro Stations at Choti Choupar and Badi Choupar by Cut & Cover methods on East West Corridor of Jaipur Metro Phase 1B			
					CLIENT: DMRC/JMRC		CONTRACT: Jaipur Metro Phase 1B				DRAWING TITLE: Ground Floor Plan of Shop Suresh & Company			
											DRAWING NO.: AIMIL/ESG/12315/ CC-BC-DL-0002/3 / 01			
00		NP	Dr. PRC	16.11.2013							SCALE: Not to Scale		REVISION: R0	
Revision	Description of Revision	Drawn By	Approved By	Date										



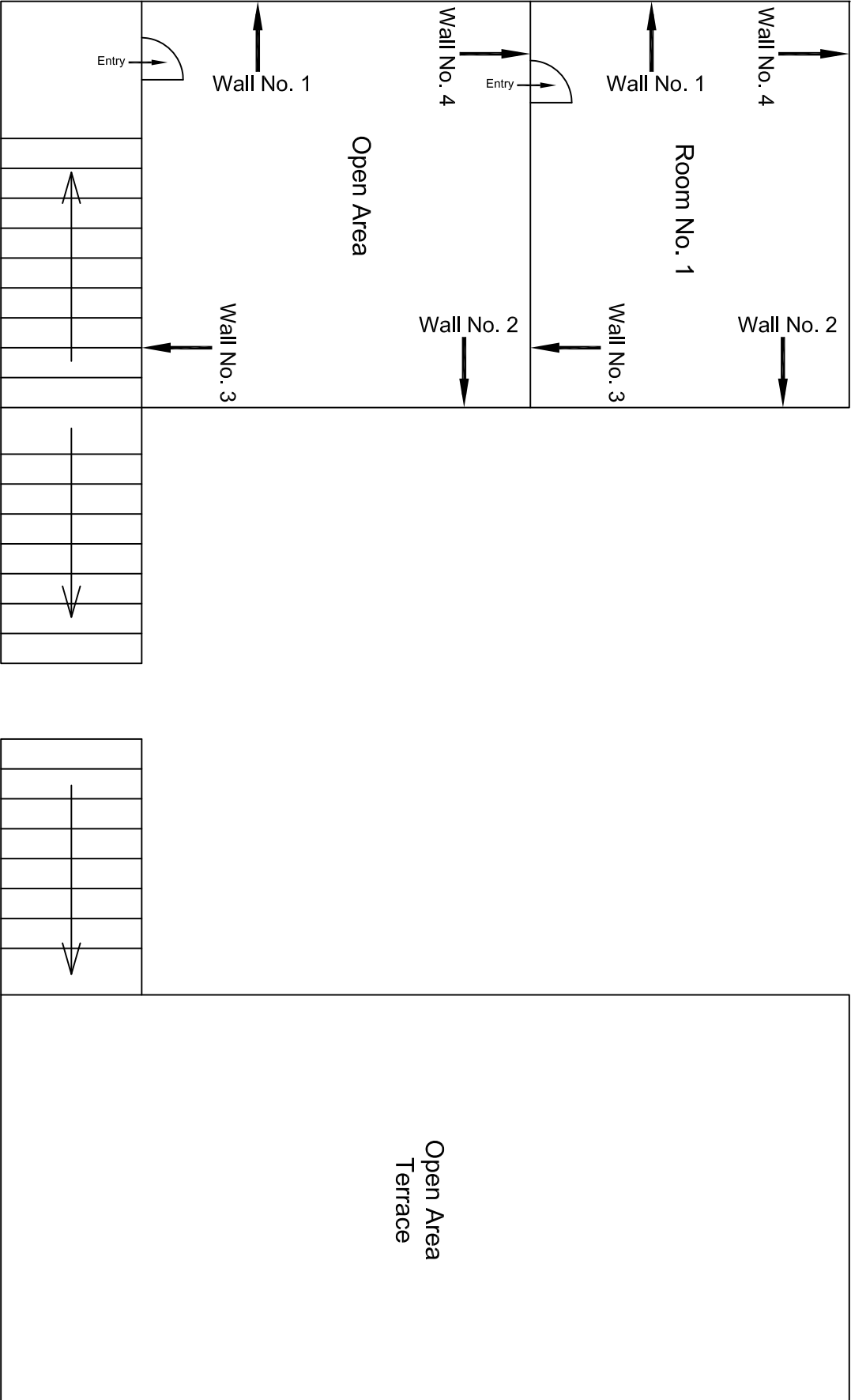
Ground Floor Plan

					CONSULTANT: OMIKRON KAPPA-INDUS CONSULTTRANS JV	MAIN CONTRACTOR: CEC	SUB-CONTRACTOR: AIMIL LIMITED	PROJECT TITLE: Design and Construction of Tunnel between Chandpole & Badli Chouper and reversal line by Shield TBM, Underground Metro Stations at Choti Choupar and Badli Choupar by Cut & Cover methods on East West Corridor of Jaipur Metro Phase 1B	
					CLIENT: DMRC/JMRC	CONTRACT: Jaipur Metro Phase 1B		DRAWING TITLE: Ground Floor Plan of Shop Mannohan Traders	
								DRAWING NO.: AIMIL/ESG/12315/ CC-BC-DL-0002/4 / 01	
00		NP	Dr. PRC	16.11.2013				SCALE: Not to Scale	REVISION: R0
Revision	Description of Revision	Drawn By	Approved By	Date					



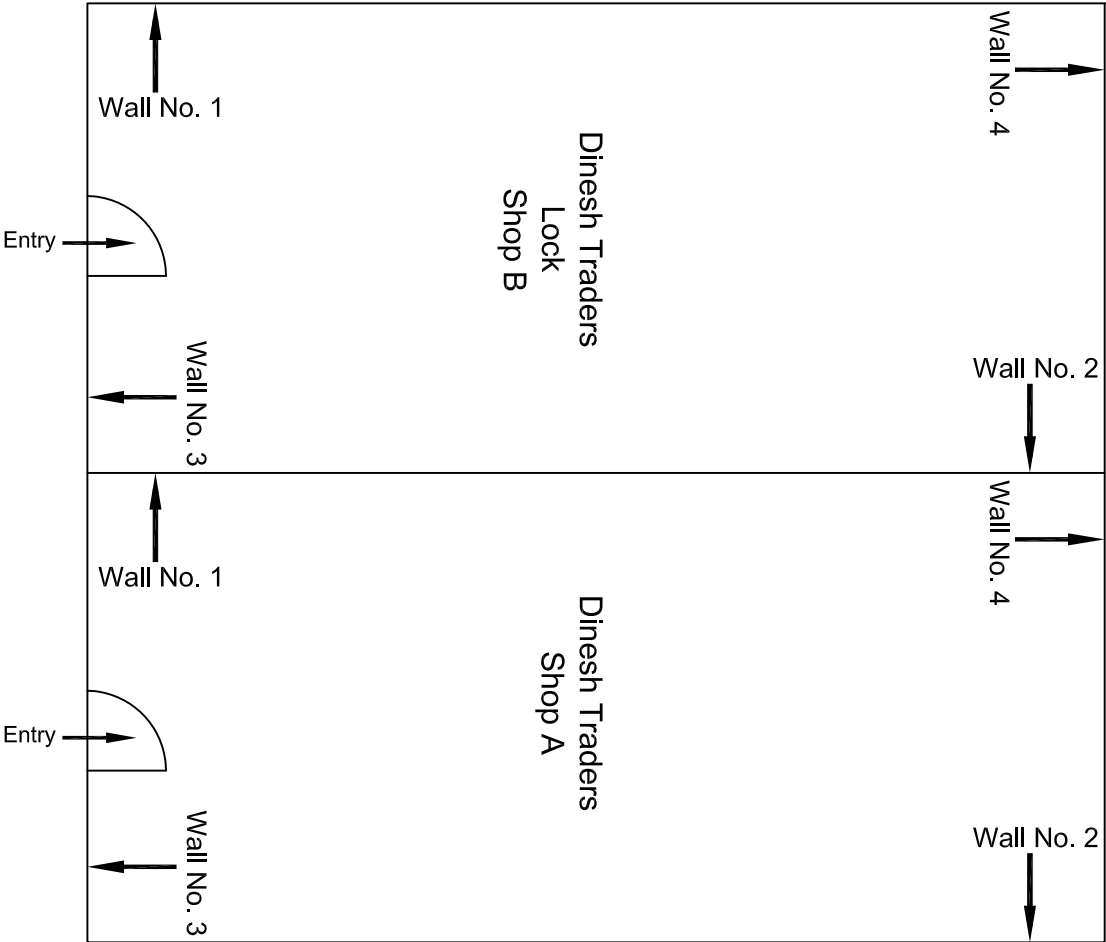

Ground Floor Plan

					CONSULTANT: OMIKRON KAPPA-INDUS CONSULTRANS JV	MAIN CONTRACTOR: CEC	SUB-CONTRACTOR: AIMIL LIMITED	PROJECT TITLE: Design and Construction of Tunnel between Chandpole & Badli Chouper and reversal line by Shield TBM, Underground Metro Stations at Choti Choupar and Badli Choupar by Cut & Cover methods on East West Corridor of Jaipur Metro Phase 1B
					CLIENT: DMRC/JMRC	CONTRACT: Jaipur Metro Phase 1B	DRAWING TITLE: Ground Floor Plan of Shop Mafresh Brothers	DRAWING NO.: AIMIL/ESG/12315/ CC-BC-DL-0002/5 / 01
								SCALE: Not to Scale
00		NP	Dt. PRC	16.11.2013				
Revision	Description of Revision	Drawn By	Approved By	Date				



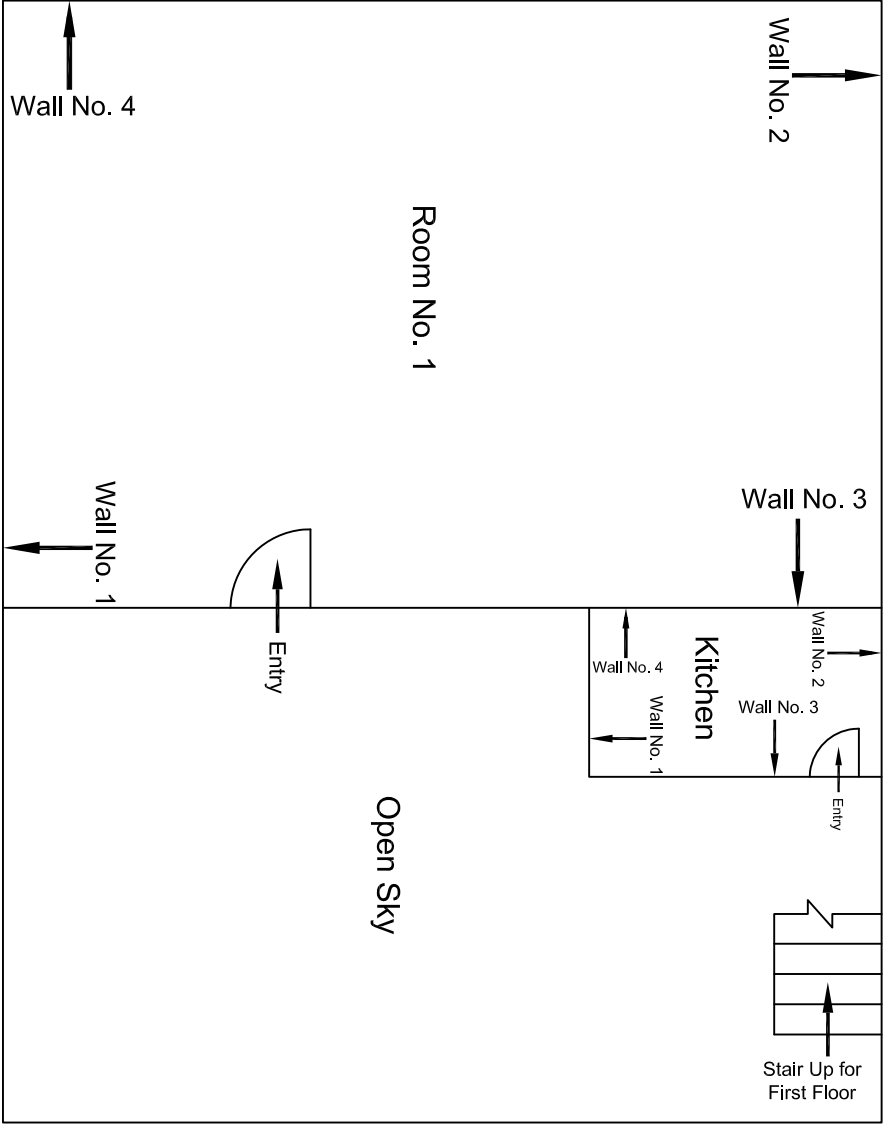
Second Floor Plan

				CONSULTANT: OMIKRON KAPPA-INDUS CONSULTANTS JV		MAIN CONTRACTOR: CEC		SUB-CONTRACTOR: AIMIL LIMITED		PROJECT TITLE: Design and Construction of Tunnel between Chandpole & Badi Choupar and reversal line by Shield TBM, Underground Metro Stations at Choti Choupar and Badi Choupar by Cut & Cover methods on East West Corridor of Jaipur Metro Phase 1B		
				CLIENT: DMRC/JIMRC		CONTRACT: Jaipur Metro Phase 1B		DRAWING TITLE: Second Floor Plan of House No. 36 Above Shop No. 359-361		DRAWING NO.: AIML/ESG/12315/ CC-BC-DL-0002/FF-SF / 02		
										SCALE: Not to Scale		
										REVISION: R0		
00		NP	D. PRC	16.11.2013								
Revision	Description of Revision	Drawn By	Approved By	Date								



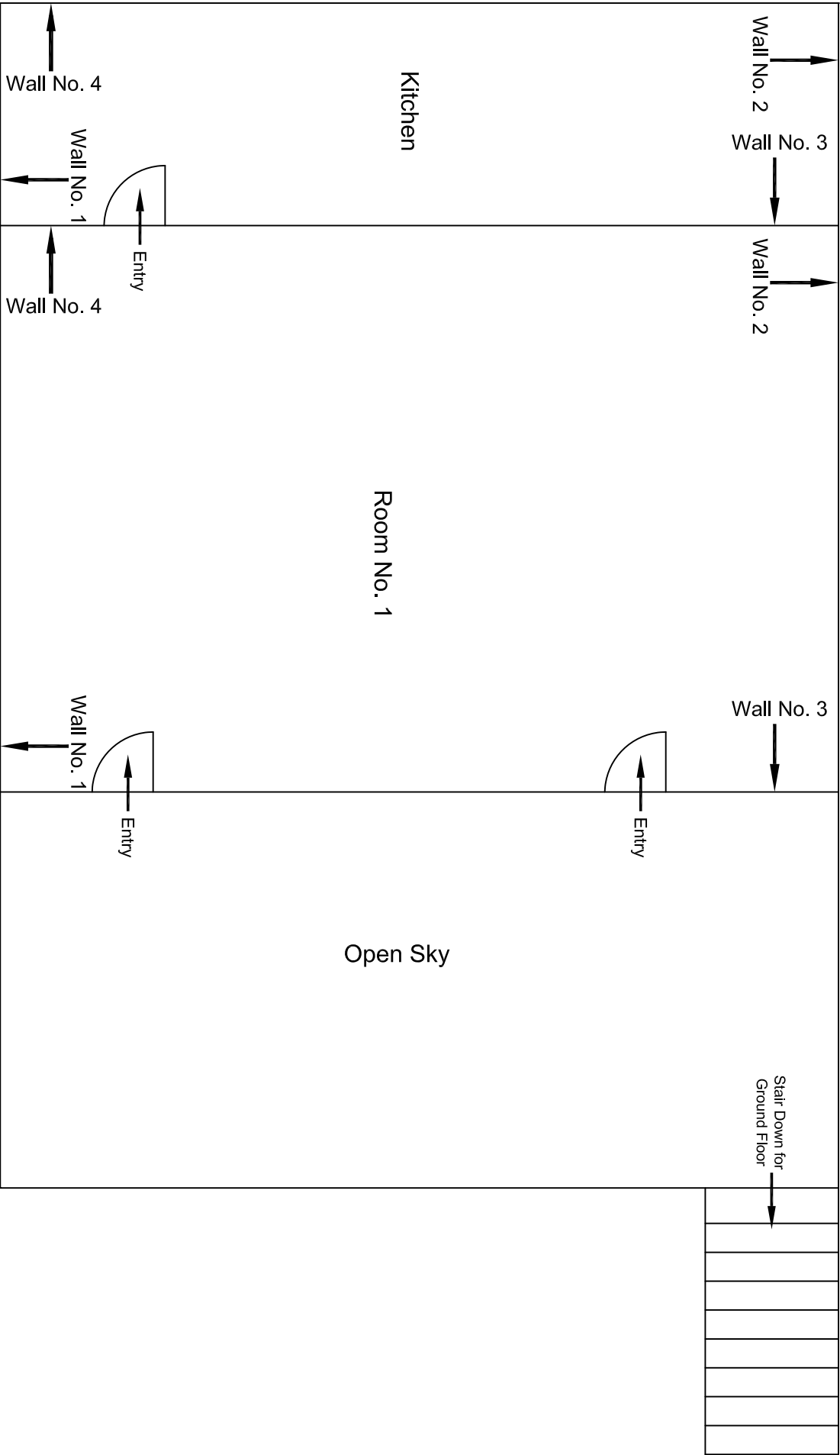
Ground Floor Plan

				CONSULTANT:	MAIN CONTRACTOR:	SUB-CONTRACTOR:	PROJECT TITLE:		
				OMIKRON KAPPA-INDUS	CEC	AIMIL LIMITED	Design and Construction of Tunnel between Chandpole & Badi Choupar and reversal line by Shield TBM, Underground Metro Stations at Choti Choupar and Badi Choupar by Cut & Cover methods on East West Corridor of Jaipur Metro Phase 1B		
				CONSULTANTS JV					
				CLIENT:	CONTRACT:		DRAWING TITLE:	DRAWING NO.:	
				DMRC/JMRC	Jaipur Metro Phase 1B		Ground Floor Plan of Shop	AIMIL/ESG/12315/ CC-B-C-DL-0003/1	Meen / 01
00		NP	Dt. PRC	16.11.2013				SCALE:	REVISION:
Revision	Description of Revision	Drawn By	Approved By	Date				Not to Scale	R0

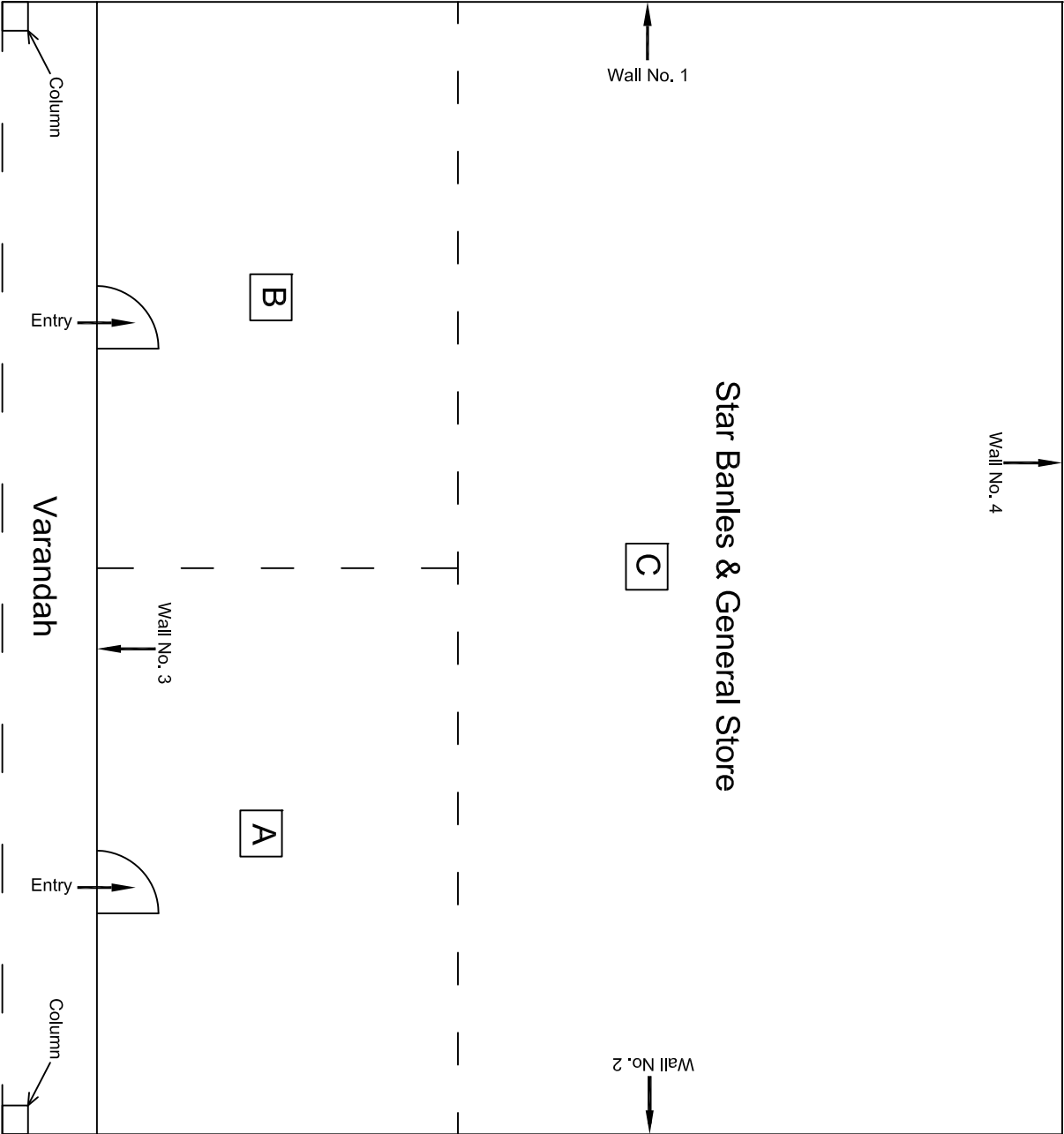


Ground Floor Plan

				CONSULTANT: OMIKRON KAPPA-INDUS CONSULTRANS JV		MAIN CONTRACTOR: CEC		SUB-CONTRACTOR: AIMIL LIMITED		PROJECT TITLE: Design and Construction of Tunnel between Chandpole & Badi Choupar and reversal line by Shield TBM, Underground Metro Stations at Choti Choupar and Badi Choupar by Cut & Cover methods on East West Corridor of Jaipur Metro Phase 1B	
				CLIENT: DMRC/JMRC		CONTRACT: Jaipur Metro Phase 1B		DRAWING TITLE: Ground Floor Plan of House No. 38		DRAWING NO. : AIMIL/ESG/12315/ CC-BC-DL-0003/GF-FF / 01	
00		NP	Dr. PRC	16.11.2013					SCALE: Not to Scale		REVISION: R0
Revision	Description of Revision	Drawn By	Approved By	Date							

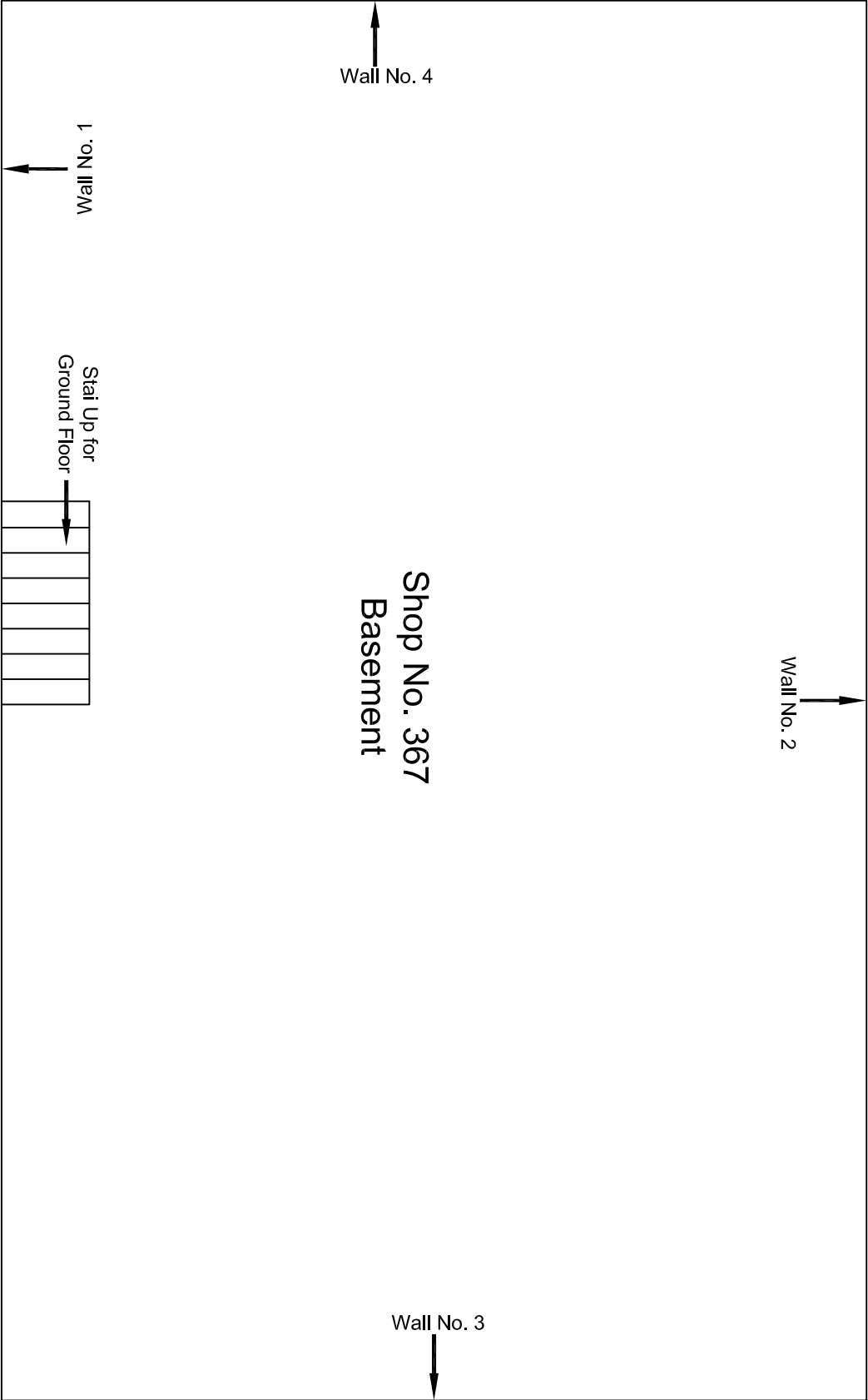


					CONSULTANT:	MAIN CONTRACTOR:	SUB-CONTRACTOR:	PROJECT TITLE:		
					OMIKRON KAPPA-INDUS	CEC	AIMIL LIMITED	Design and Construction of Tunnel between Chandpole & Badi Choupar and reversal line by Shield TBM, Underground Metro Stations at Choti Choupar and Badi Choupar by Cut & Cover methods on East West Corridor of Jaipur Metro Phase 1B		
					CONSULTANS JV					
					CLIENT:	CONTRACT:		DRAWING TITLE:	DRAWING NO.:	REVISION:
					DMRC/JMRC	Jaipur Metro Phase 1B		First Floor Plan of House No. 38	AIML/ESG/12315/ CC-BC-DL-0003/GF-FF / 02	R0
00		NP	Dr. PRC	16.11.2013						
Revision	Description of Revision	Drawn By	Approved By	Date					SCALE:	



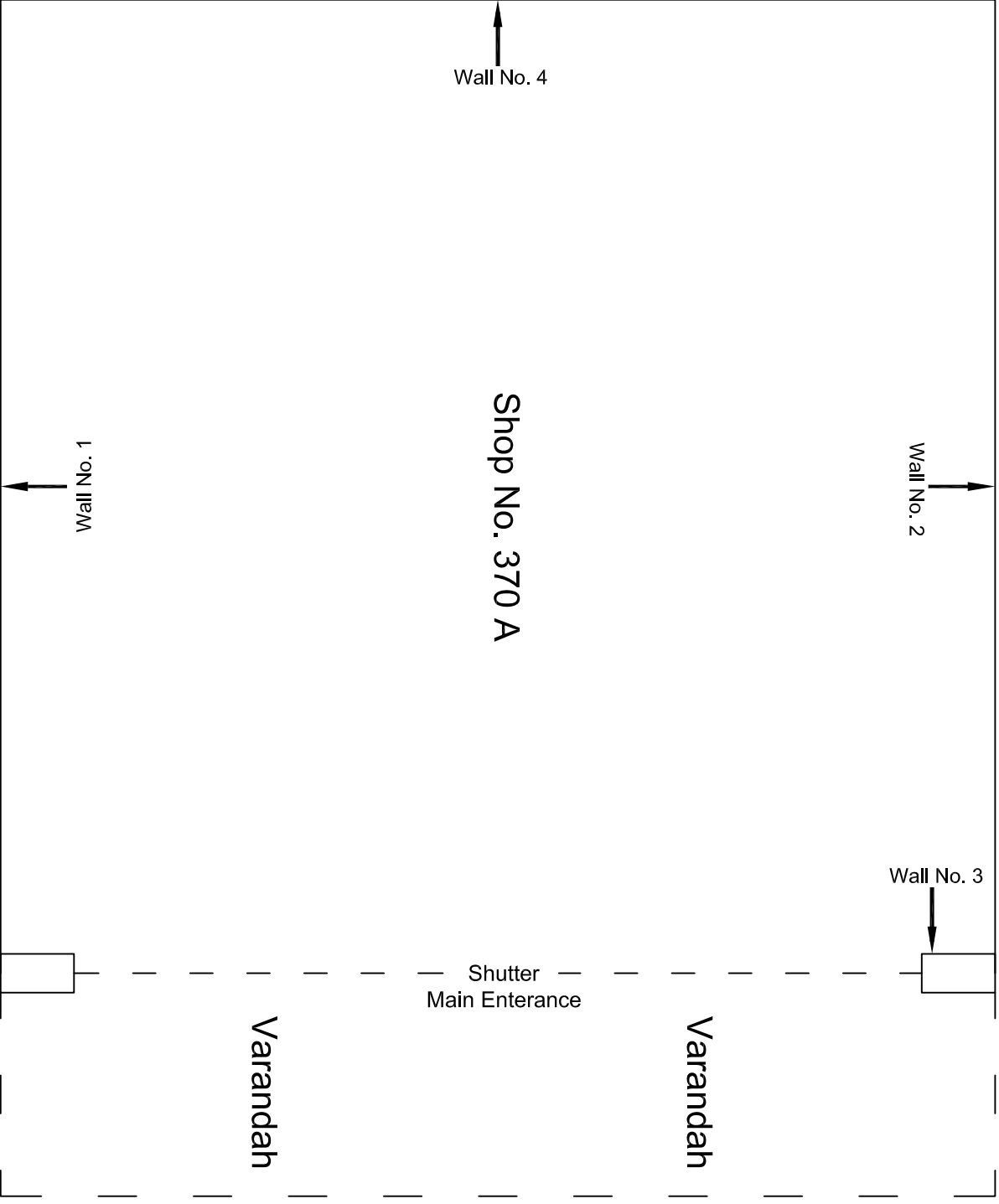
Ground Floor Plan

				CONSULTANT:	MAIN CONTRACTOR:	SUB-CONTRACTOR:	PROJECT TITLE:		
				OMIKRON KAPPA-INDUS	CEC	AIMIL LIMITED	Design and Construction of Tunnel between Chandpole & Badi Choupar and reversal line by Shield TBM, Underground Metro Stations at Choti Choupar and Badi Choupar by Cut & Cover methods on East West Corridor of Jaipur Metro Phase 1B		
				CONSULTTRANS JV					
				CLIENT:	CONTRACT:		DRAWING TITLE:	DRAWING NO.:	REVISION:
				DMRC/JMRC	Jaipur Metro Phase 1B		Ground Floor Plan of Shop	AIML/ESG/12315/ CC-BC-DN-0004-370 / 01	
00		NP	Dr. PRC	16.11.2013			No. 370, Chhoti Choupar	SCALE:	
Revision	Description of Revision	Drawn By	Approved By	Date				Not to Scale	R0



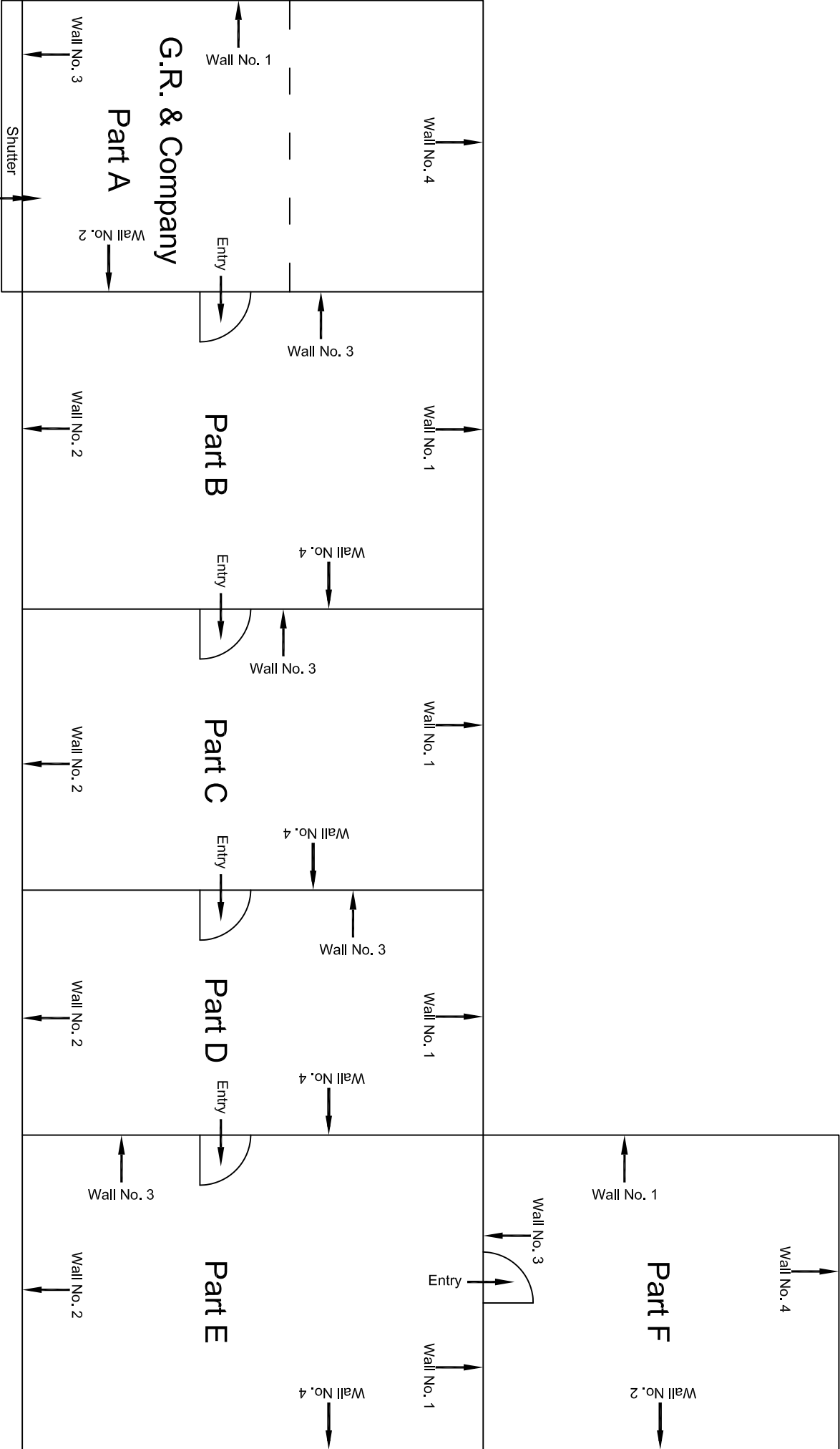
Basement Floor Plan

					CONSULTANT:	MAIN CONTRACTOR:	SUB-CONTRACTOR:	PROJECT TITLE:
					OMIKRON KAPPA-INDUS	CEC	AIMIL LIMITED	Design and Construction of Tunnel between Chandpole & Badi Choupar and reversal line by Shield TBM, Underground Metro Stations at Choti Choupar and Badi Choupar by Cut & Cover methods on East West Corridor of Jaipur Metro Phase 1B
					CONSULTRANS JV			
					CLIENT:	CONTRACT:		DRAWING TITLE:
					DMRC/JMRC	Jaipur Metro Phase 1B		Basement Floor Plan of Shop
00		NP	Dr. PRC	16.11.2013				AIMIL/ESG/12315/ CC-BC-DN-0004-367 / 01
								No. 367, Chhoti Choupar
								DRAWING NO.:
								SCALE:
								REVISION:



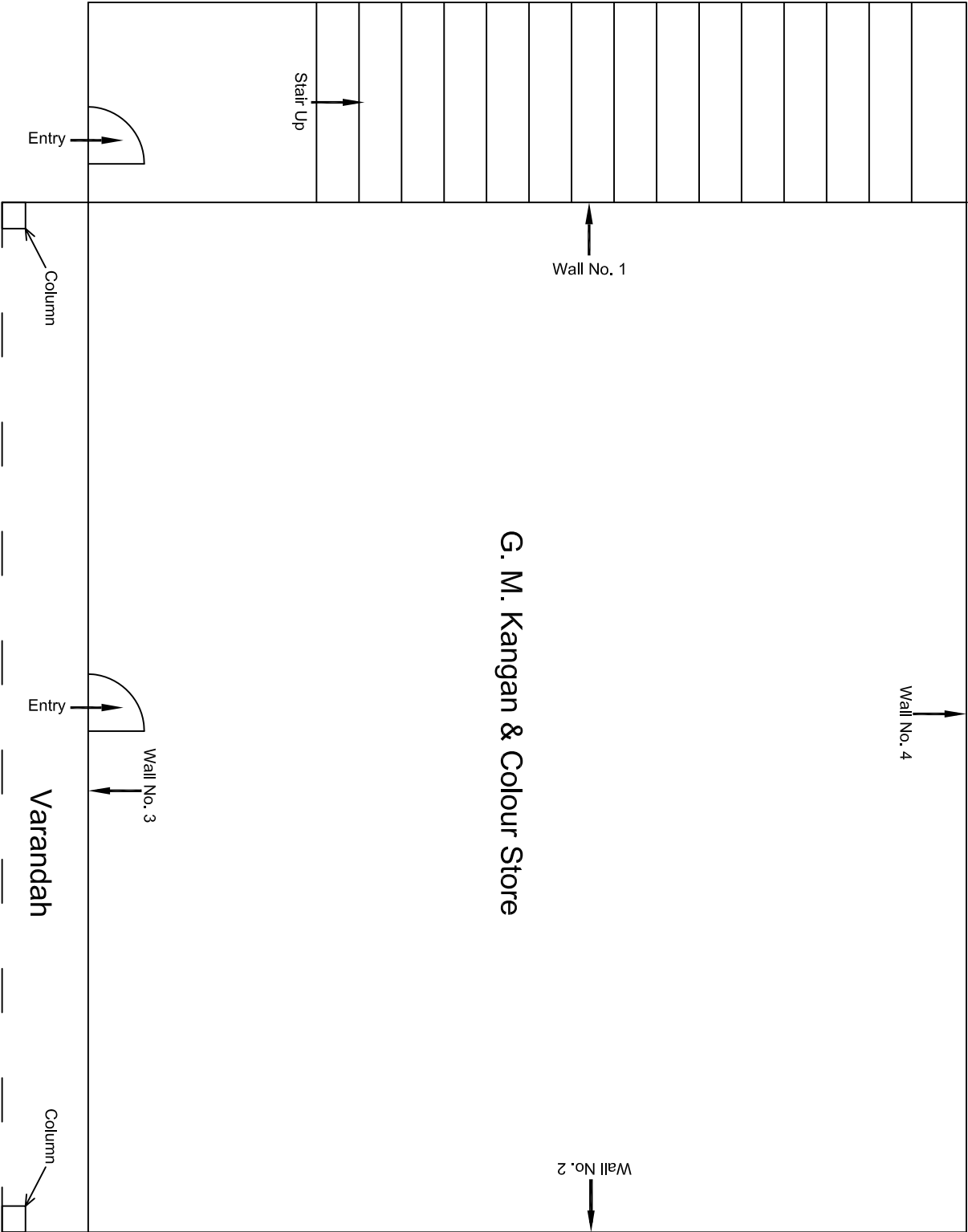
Ground Floor Plan

				CONSULTANT:	MAIN CONTRACTOR:	SUB-CONTRACTOR:	PROJECT TITLE: Design and Construction of Tunnel between Chandpole & Badi Choupar and reversal line by Shield TBM, Underground Metro Stations at Chhoti Choupar and Badi Choupar by Cut & Cover methods on East West Corridor of Jaipur Metro Phase 1B		
				OMIKRON KAPPA-INDUS	CEC	AIMIL LIMITED			
				CONSULTTRANS JV					
				CLIENT:	CONTRACT:				
				DMRC/JMRC	Jaipur Metro Phase 1B		DRAWING TITLE:	DRAWING NO.:	REVISION:
							Ground Floor Plan of Shop	AIM/LESG/12315/	CC-BC-DN-0004-370 A / 01
							No. 370 A, Chhoti Choupar	SCALE:	
								Not to Scale	R0
00		NP	Dt. PRC	16.11.2013					
Revision	Description of Revision	Drawn By	Approved By	Date					



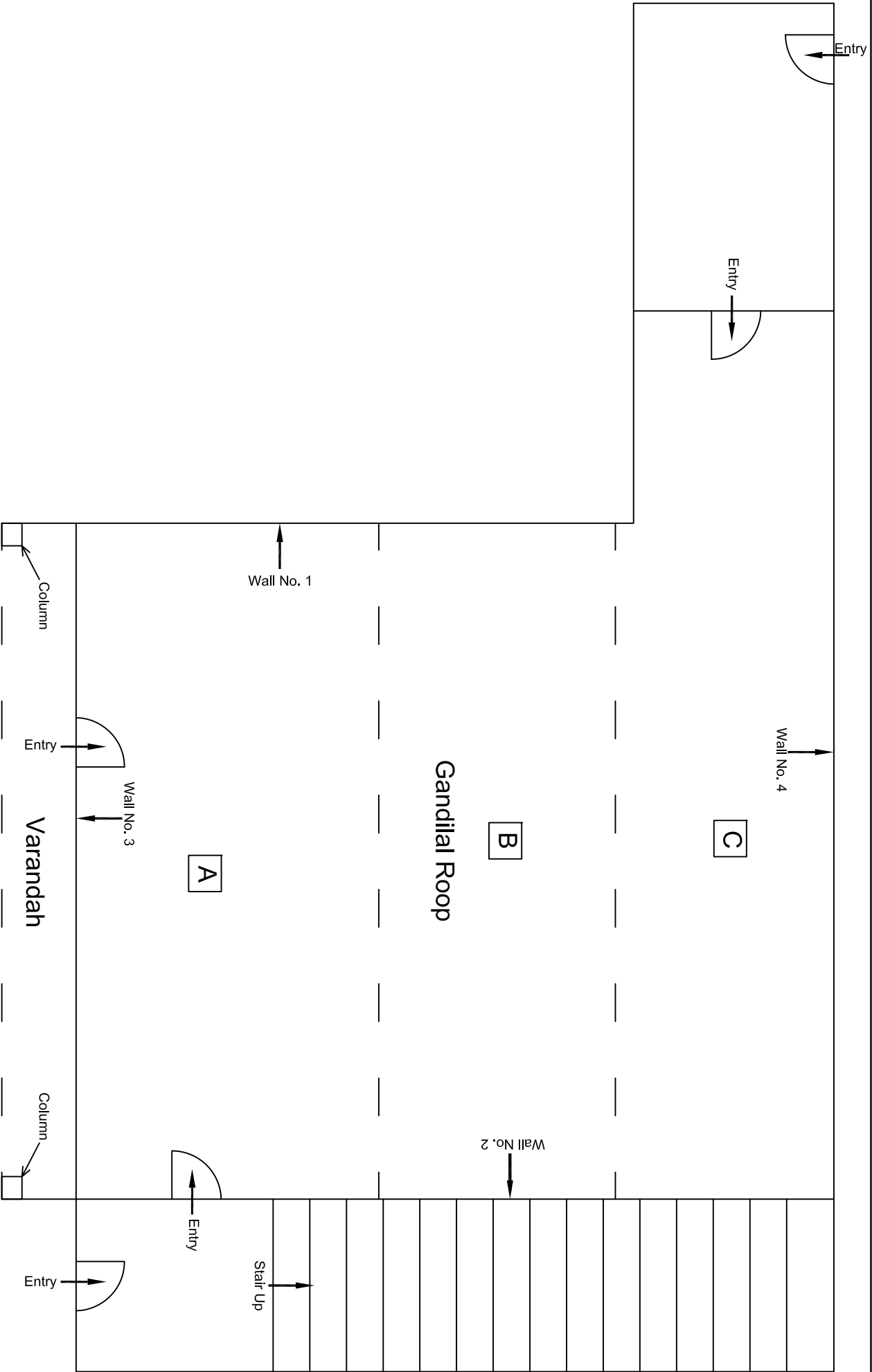
Ground Floor Plan

						CONSULTANT:	MAIN CONTRACTOR:	SUB-CONTRACTOR:	PROJECT TITLE:
						OMIKRON KAPPA-INDUS	CEC	AIMIL LIMITED	Design and Construction of Tunnel between Chandpole & Badli Choupar and reversal line by Shield TBM, Underground Metro Stations at Choti Choupar and Badli Choupar by Cut & Cover methods on East West Corridor of Jaipur Metro Phase 1B
						CONSULTRANS JV			
						CLIENT:	CONTRACT:		
						DMRC/JMRC	Jaipur Metro Phase 1B		
00		NP	Dr. PRC	16.11.2013				DRAWING NO.: AIMIL/ESG/12315// CC-BC-DL-0004-5 / 01	
Revision	Description of Revision	Drawn By	Approved By	Date				SCALE: Not to Scale	REVISION: R0




Ground Floor Plan

					CONSULTANT: OMIKRON KAPPA-INDUS CONSULTRANS JV	MAIN CONTRACTOR: CEC	SUB-CONTRACTOR: AIMIL LIMITED	PROJECT TITLE: Design and Construction of Tunnel between Chandpole & Badi Chouper and reversal line by Shield TBM, Underground Metro Stations at Choti Choupar and Badi Choupar by Cut & Cover methods on East West Corridor of Jalpur Metro Phase 1B		
					CLIENT: DMRC/JMRC	CONTRACT: Jaipur Metro Phase 1B		DRAWING TITLE: Ground Floor Plan of Shop No. 368, Chhoti Chopar		
00		NP	Dr. PRC	16.11.2013				DRAWING NO.: AIML/ESG/12315/ CC-BC-DN-0004-368 / 01	SCALE: Not to Scale	REVISION: R0
Revision	Description of Revision	Drawn By	Approved By	Date						



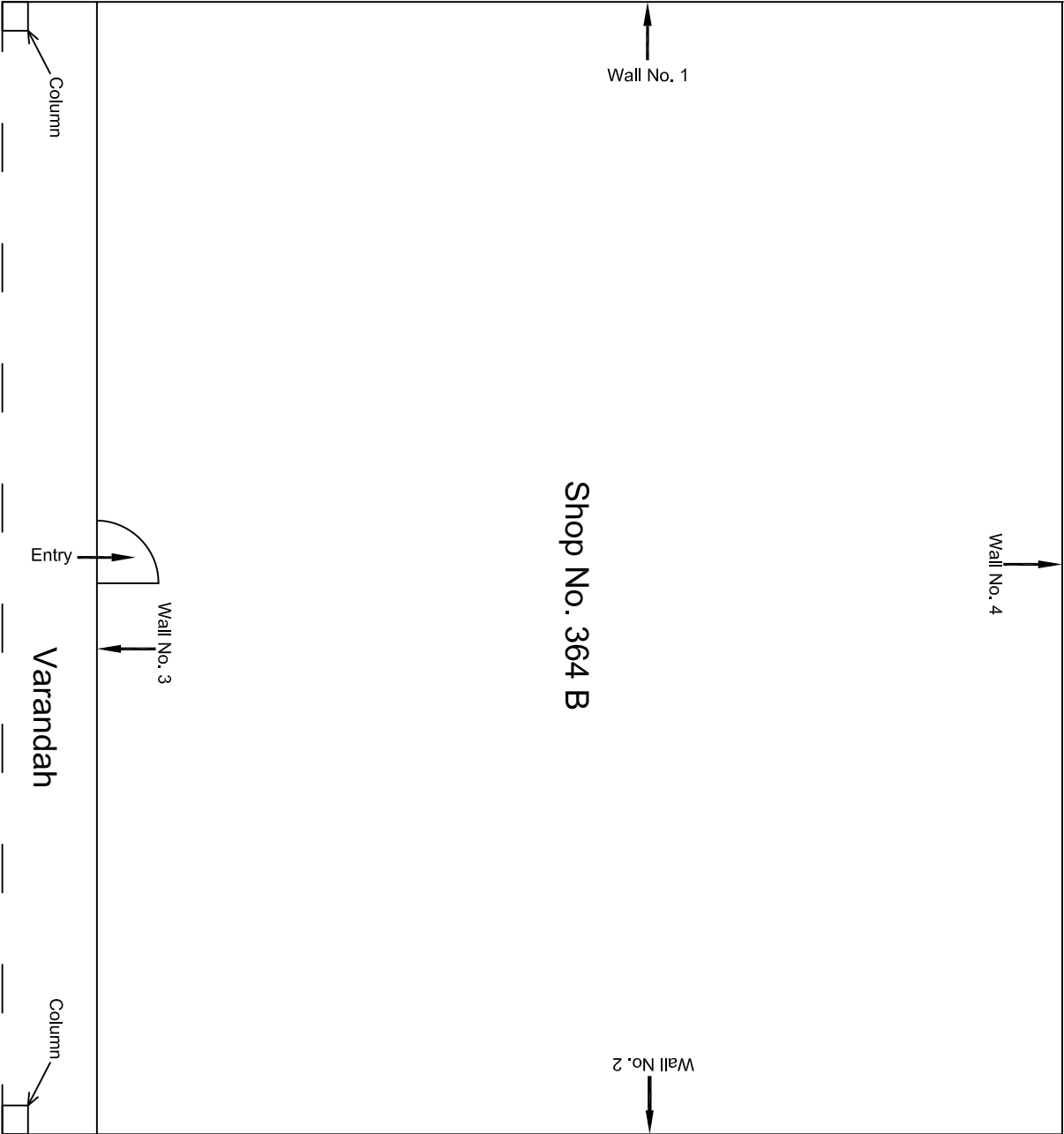
Ground Floor Plan

				CONSULTANT:	MAIN CONTRACTOR:	SUB-CONTRACTOR:	PROJECT TITLE: Design and Construction of Tunnel between Chandpole & Badi Choupar and reversal line by Shield TBM, Underground Metro Stations at Chhoti Choupar and Badi Choupar by Cut & Cover methods on East West Corridor of Jaipur Metro Phase 1B		
				OMIKRON KAPPA-INDUS	CEC	AIMIL LIMITED			
				CONSULTANS JV					
				CLIENT:	CONTRACT:				
				DMRC/JMRC	Jaipur Metro Phase 1B		DRAWING TITLE:	DRAWING NO.:	REVISION:
00		NP	Dt. PRC	16.11.2013			Ground Floor Plan of Shop	AIML/ESG/12315/ CC-BC-DN-0004-366 / 01	
Revision	Description of Revision	Drawn By	Approved By	Date			No. 366, Chhoti Choupar	SCALE:	REVISION:



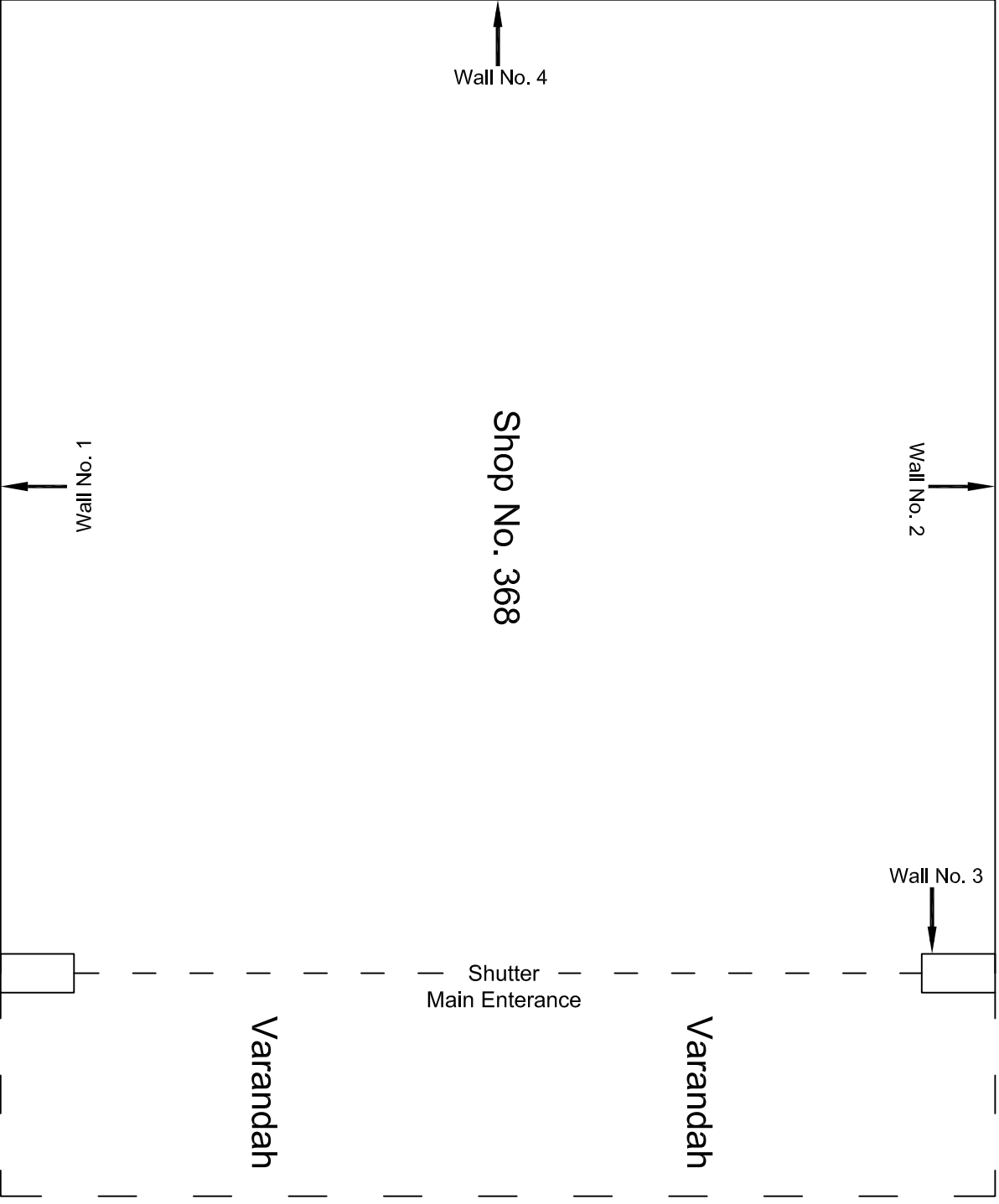
Ground Floor Plan

					CONSULTANT: OMIKRON KAPPA-INDUS CONSULTRANS JV	MAIN CONTRACTOR: CEC	SUB-CONTRACTOR: AIMIL LIMITED	PROJECT TITLE: Design and Construction of Tunnel between Chandpole & Badi Chouper and reversal line by Shield TBM, Underground Metro Stations at Choti Choupar and Badi Choupar by Cut & Cover methods on East West Corridor of Jalpur Metro Phase 1B		
					CLIENT: DMRC/JMRC	CONTRACT: Jaipur Metro Phase 1B		DRAWING TITLE: Ground Floor Plan of Shop No. 365, Chhoti Chopar		
00		NP	Dr. PRC	16.11.2013				DRAWING NO.: AIML/ESG/12315/ CC-BC-DN-0004-365 / 01	SCALE: Not to Scale	REVISION: R0
Revision	Description of Revision	Drawn By	Approved By	Date						



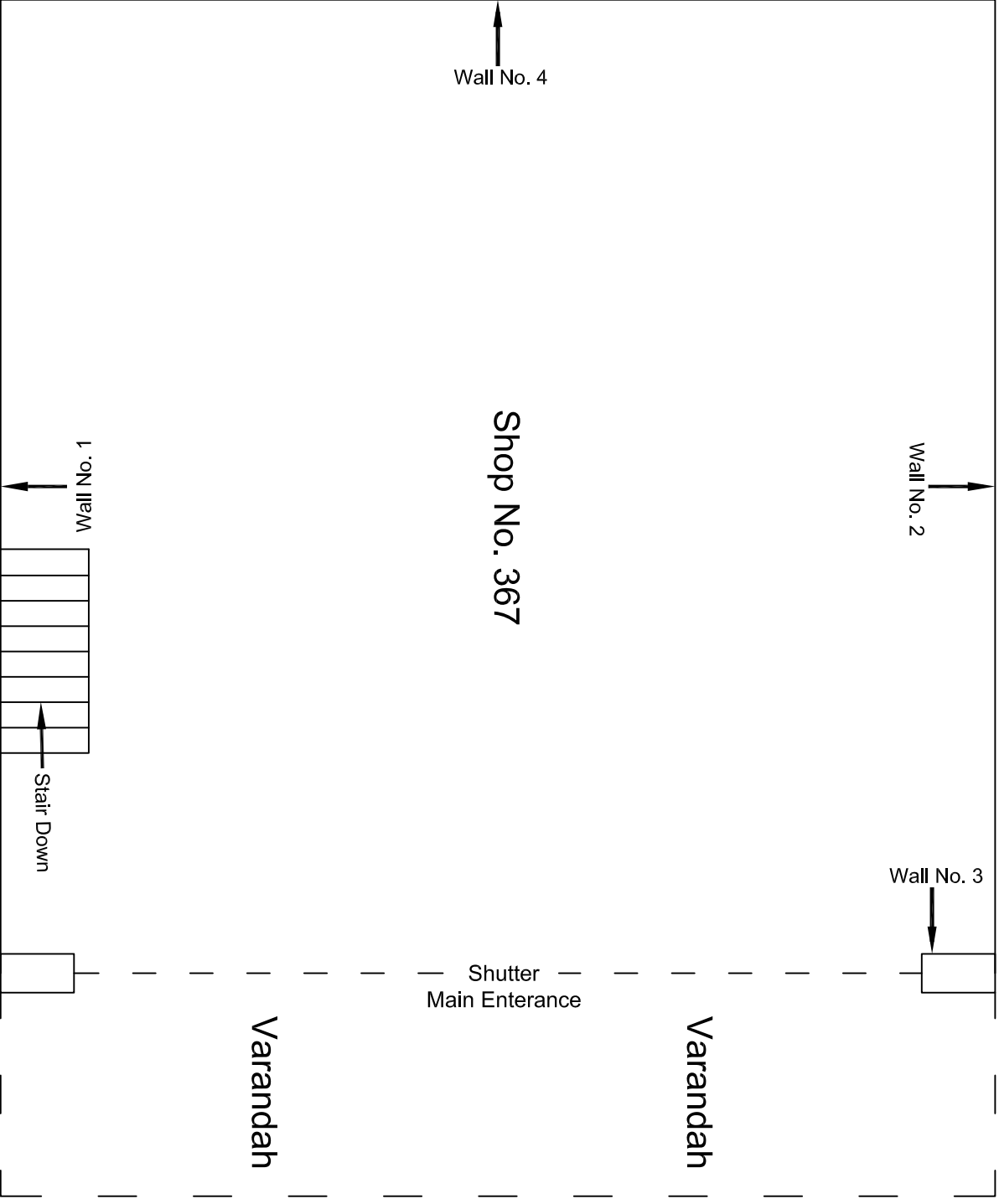
Ground Floor Plan

					CONSULTANT: OMIKRON KAPPA-INDUS CONSULTRANS JV	MAIN CONTRACTOR: CEC	SUB-CONTRACTOR: AIMIL LIMITED	PROJECT TITLE: Design and Construction of Tunnel between Chandpole & Badi Chouper and reversal line by Shield TBM, Underground Metro Stations at Chhoti Choupar and Badi Choupar by Cut & Cover methods on East West Corridor of Jalpur Metro Phase 1B		
					CLIENT: DMRC/JMRC	CONTRACT: Jaipur Metro Phase 1B		DRAWING TITLE: Ground Floor Plan of Shop		
00		NP	Dt. PRC	16.11.2013					DRAWING NO.: AIML/ESG/12315/ CC-BC-DN-0004-364 B / 01	
									SCALE: Not to Scale	REVISION: R0
Revision	Description of Revision	Drawn By	Approved By	Date						



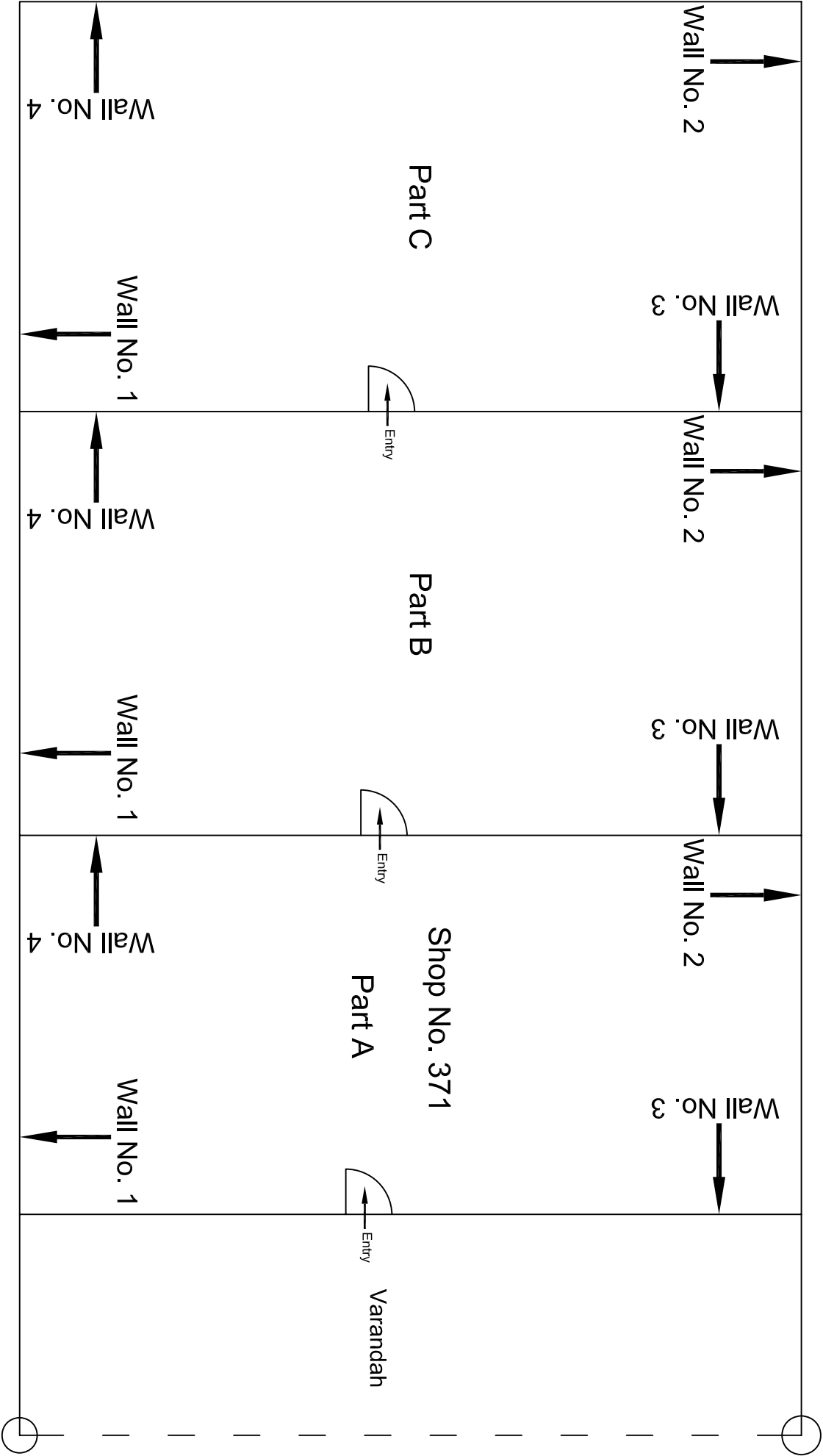
Ground Floor Plan

					CONSULTANT: OMIKRON KAPPA-INDUS CONSULTRANS JV	MAIN CONTRACTOR: CEC	SUB-CONTRACTOR: AIMIL LIMITED	PROJECT TITLE: Design and Construction of Tunnel between Chandpole & Badi Choupar and reversal line by Shield TBM, Underground Metro Stations at Choti Choupar and Badi Choupar by Cut & Cover methods on East West Corridor of Jaipur Metro Phase 1B
					CLIENT: DMRC/JMRC	CONTRACT: Jaipur Metro Phase 1B		DRAWING TITLE: Ground Floor Plan of Shop No. 368, Chhoti Chopar
								DRAWING NO.: AIMIL/ESG/12315// CC-BC-DN-0004-368 / 01
00		NP	Dt. PRC	16.11.2013				SCALE: Not to Scale
Revision	Description of Revision	Drawn By	Approved By	Date				REVISION: R0



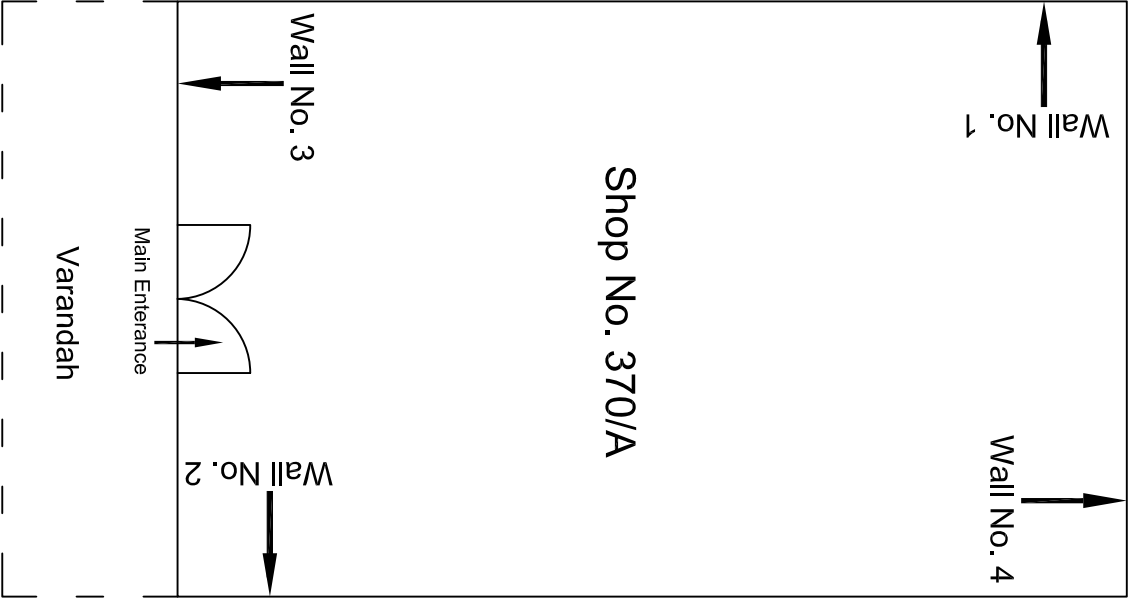
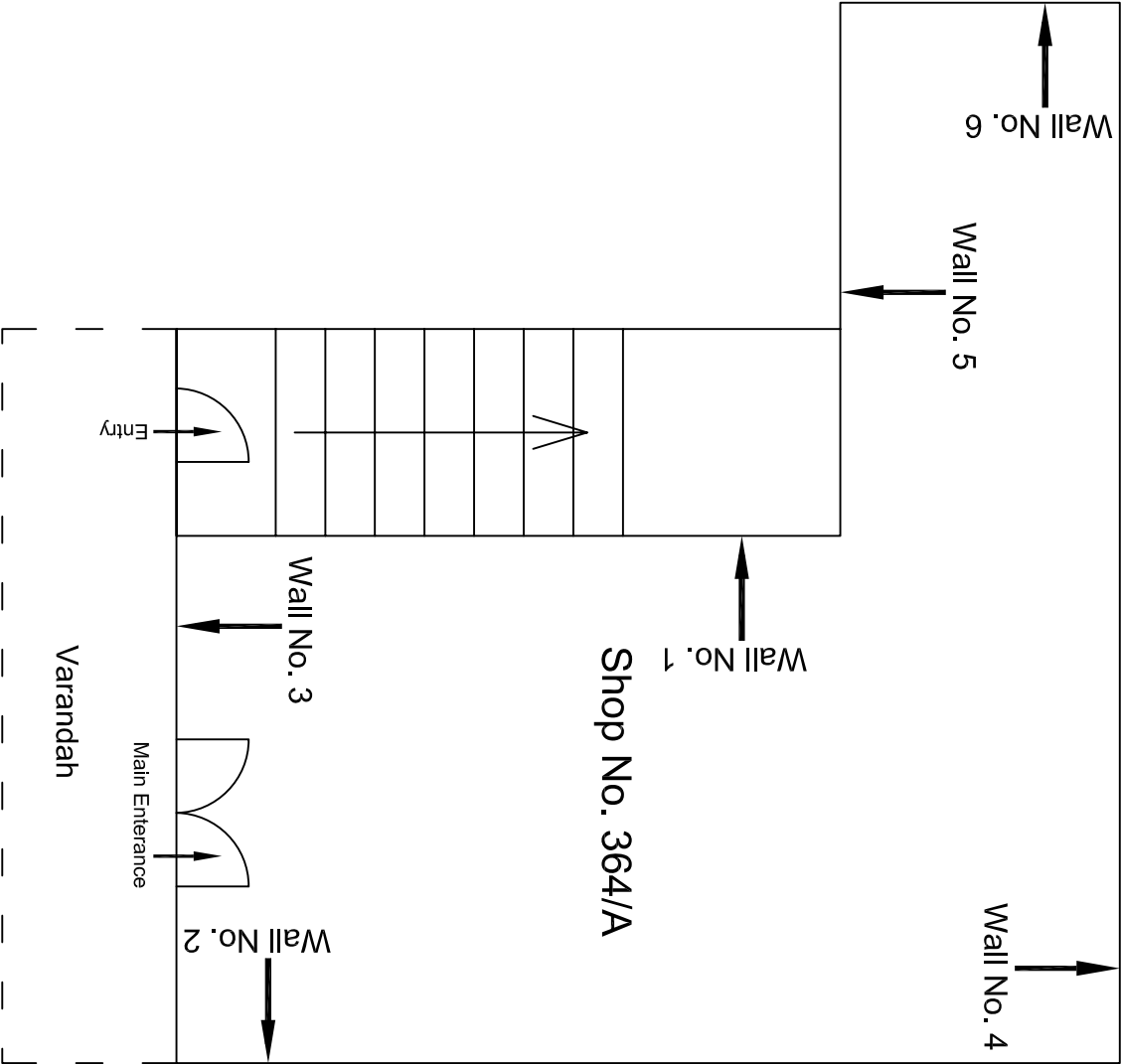
Ground Floor Plan

				CONSULTANT:	MAIN CONTRACTOR:	SUB-CONTRACTOR:	PROJECT TITLE: Design and Construction of Tunnel between Chandpole & Badi Choupar and reversal line by Shield TBM, Underground Metro Stations at Choti Choupar and Badi Choupar by Cut & Cover methods on East West Corridor of Jaipur Metro Phase 1B		
				OMIKRON KAPPA-INDUS	CEC	AIMIL LIMITED			
				CONSULTTRANS JV					
				CLIENT:	CONTRACT:				
				DMRC/JMRC	Jaipur Metro Phase 1B		DRAWING TITLE:	DRAWING NO.:	REVISION:
00		NP	Dt. PRC	16.11.2013			Ground Floor Plan of Shop No. 367, Chhoti Chopar	AIML/ESG/12315/ CC-BC-DN-0004-367 / 01	
Revision	Description of Revision	Drawn By	Approved By	Date			SCALE:	Not to Scale	R0



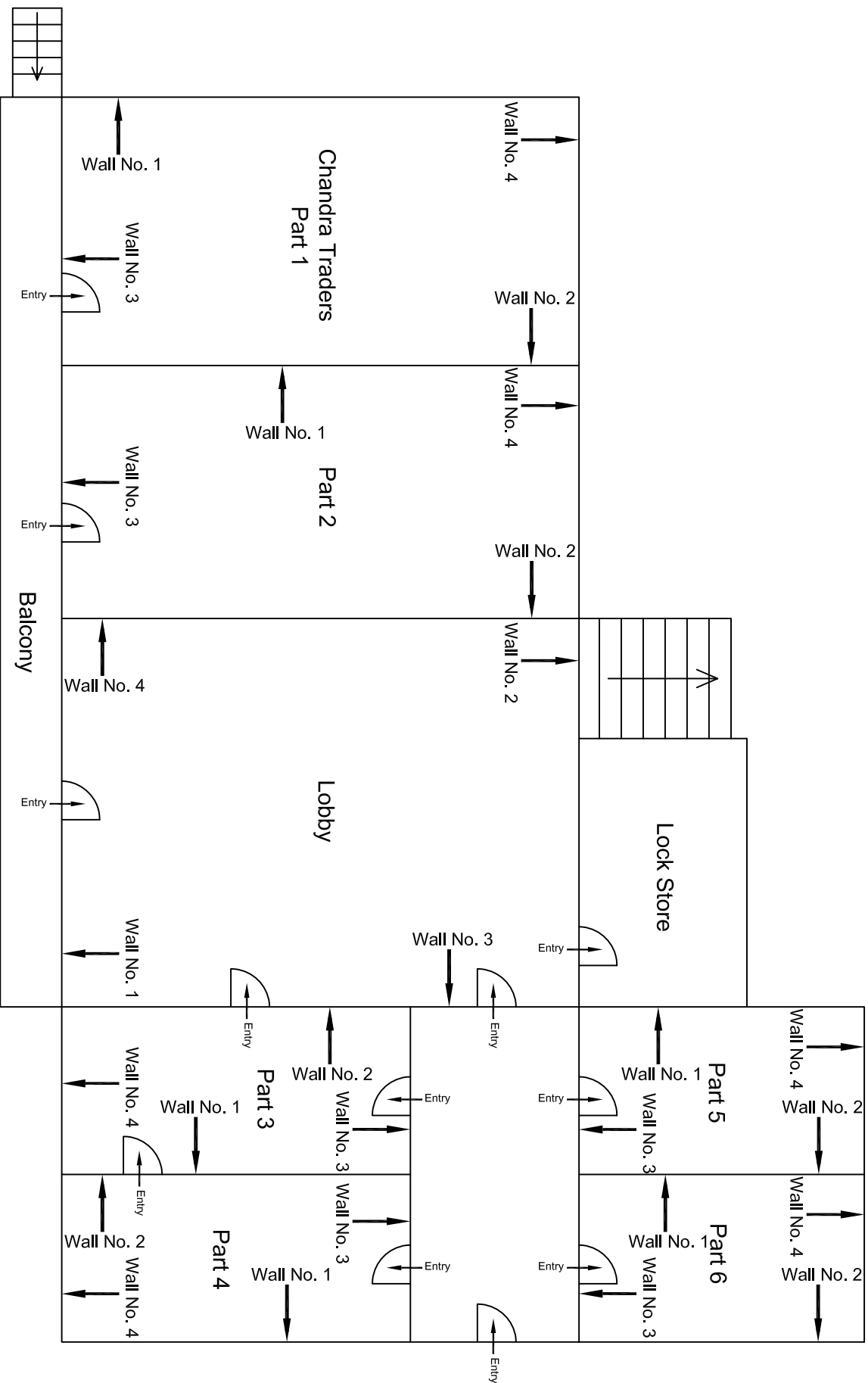
Ground Floor Plan

						CONSULTANT:	MAIN CONTRACTOR:	SUB-CONTRACTOR:	PROJECT TITLE:
						OMIKRON KAPPA - INDUS	CEC	AIMIL LIMITED	Design and Construction of Tunnel between Chandpole & Badi Choupar and reversal line by Shield TBM, Underground Metro Stations at Choti Choupar and Badi Choupar by Cut & Cover methods on East West Corridor of Jaipur Metro Phase 1B
						CONSULTRANS JV			
						CLIENT:	CONTRACT:		DRAWING TITLE:
						DMRC/JMRC	Jaipur Metro Phase 1B		Ground Floor Plan of Shop
00		NP	Dr. PRC	16.11.2013					No. 371
Revision	Description of Revision	Drawn By	Approved By	Date					
									DRAWING NO.:
									AIMIL/ESG/12315/ CC-BC-DN-0004/371 /01
									SCALE:
									Not to Scale
									REVISION:
									R0



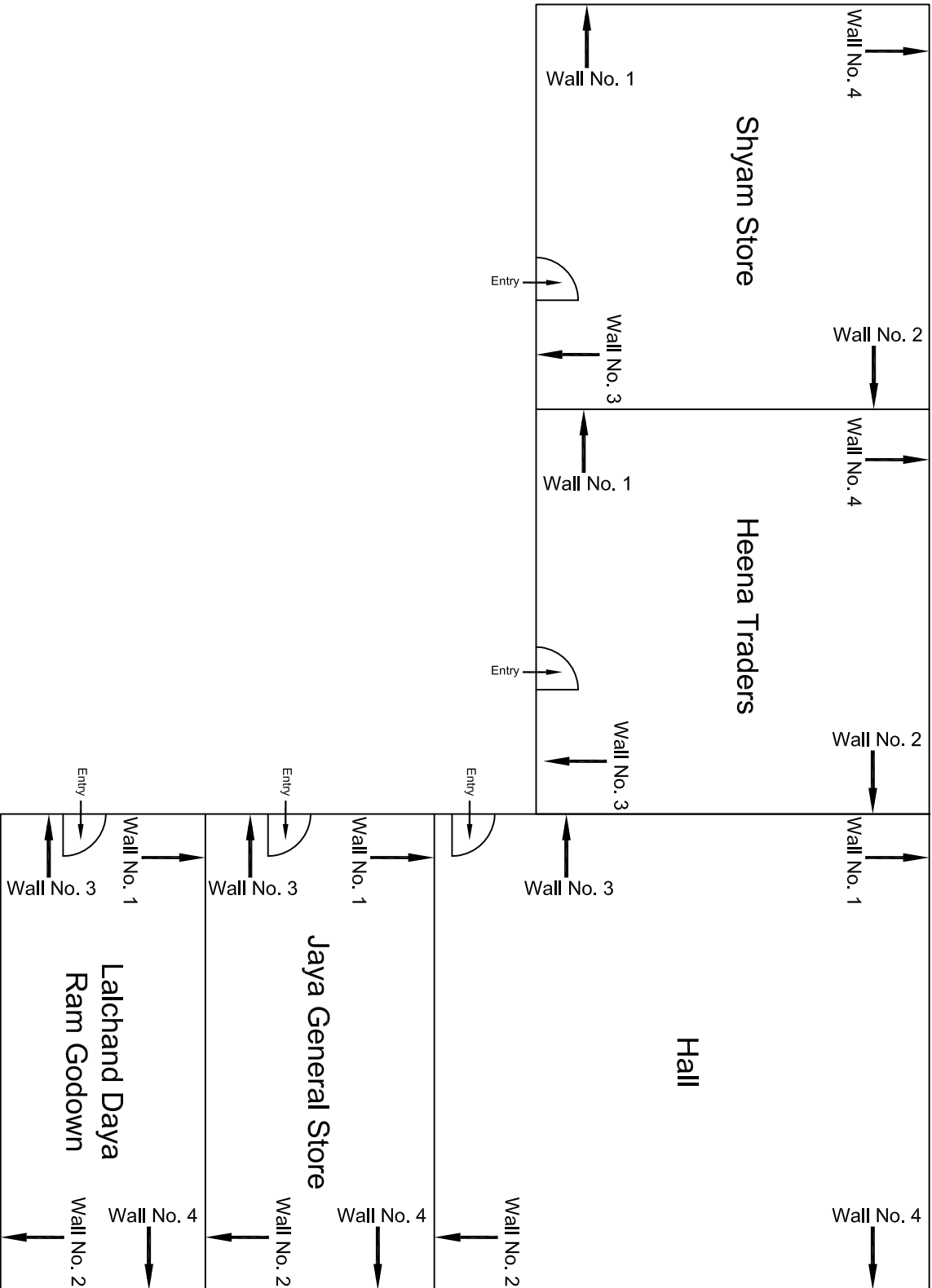
Ground Floor Plan

						CONSULTANT: OMIKRON KAPPA - INDUS CONSULTRANS JV		MAIN CONTRACTOR: CEC		SUB-CONTRACTOR: AIMIL LIMITED		PROJECT TITLE: Design and Construction of Tunnel between Chandpole & Badi Chouper and reversal line by Shield TBM, Underground Metro Stations at Choti Choupar and Badi Choupar by Cut & Cover methods on East West Corridor of Jaipur Metro Phase 1B		
						CLIENT: DMRC/JMRC		CONTRACT: Jaipur Metro Phase 1B				DRAWING TITLE: Ground Floor Plan of Shop No. 370/A & 364/A		
00						NP		Dr. PRC		16.11.2013		DRAWING NO.: AIMIL/ESG/12315/ CC-BG-DN-0004 /01		
												SCALE: Not to Scale		
												REVISION: R0		
Revision	Description of Revision		Drawn By		Approved By		Date							



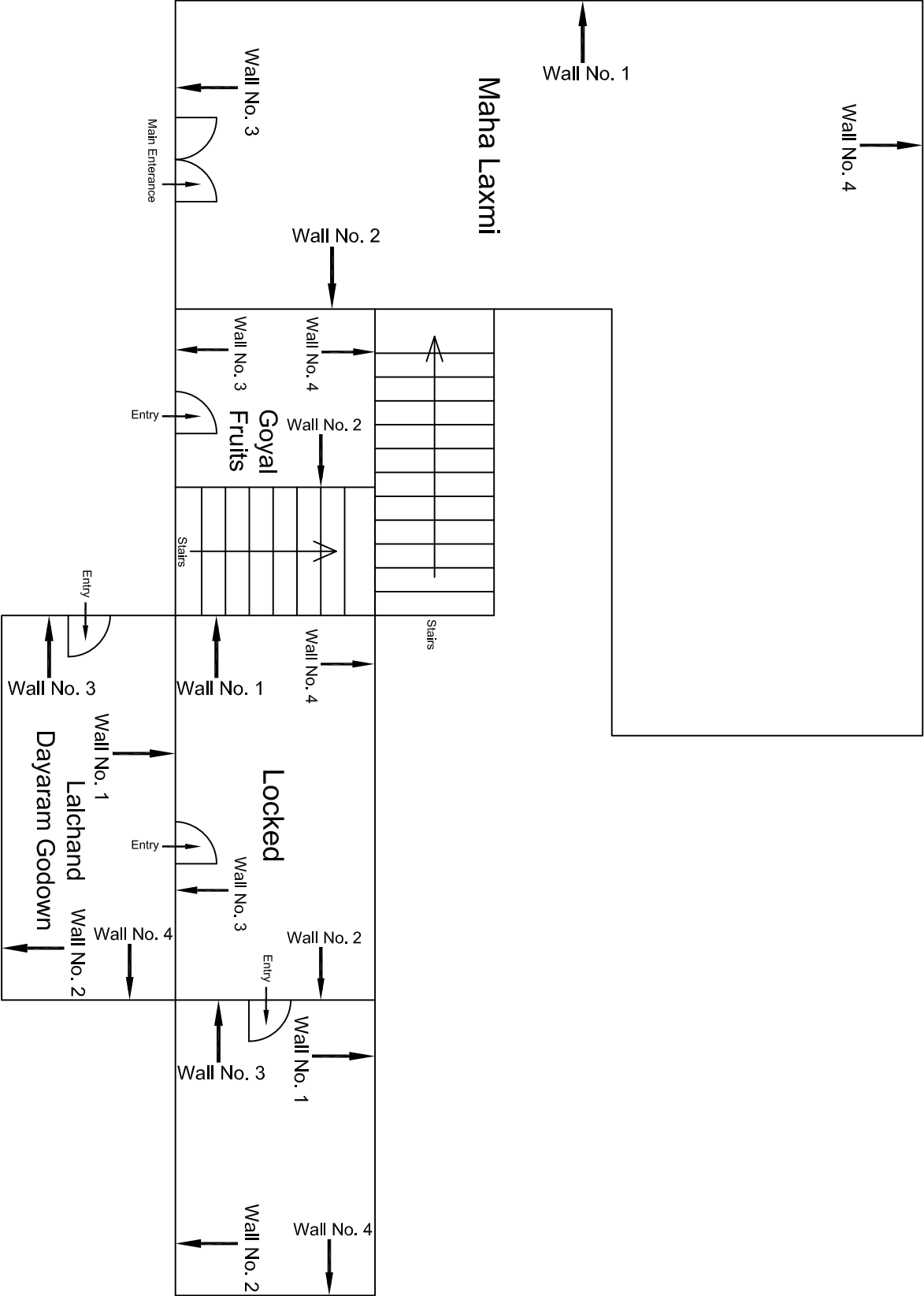
First Floor Plan

00									
Revision	Description of Revision	Drawn By	Approved By	Date	CONSULTANT: OMIKRON KAPPA - INDUS CONSULTTRANS JV	MAIN CONTRACTOR: CEC	SUB-CONTRACTOR: AIMIL LIMITED	PROJECT TITLE: Design and Construction of Tunnel between Chandpole & Badi Choupar and reversal line by Shield TBM, Underground Metro Stations at Choti Choupar and Badi Choupar by Cut & Cover methods on East West Corridor of Jaipur Metro Phase 1B	
					CLIENT: DMRC/JMRC	CONTRACT: Jaipur Metro Phase 1B	DRAWING TITLE: First Floor Plan of Shop Chandra Traders Godown, Chhoti Choupar	DRAWING NO.: AIMIL/ESG/12315/ CC-BC-DL-0005/FF / 02	REVISION: R0
							SCALE: Not to Scale		



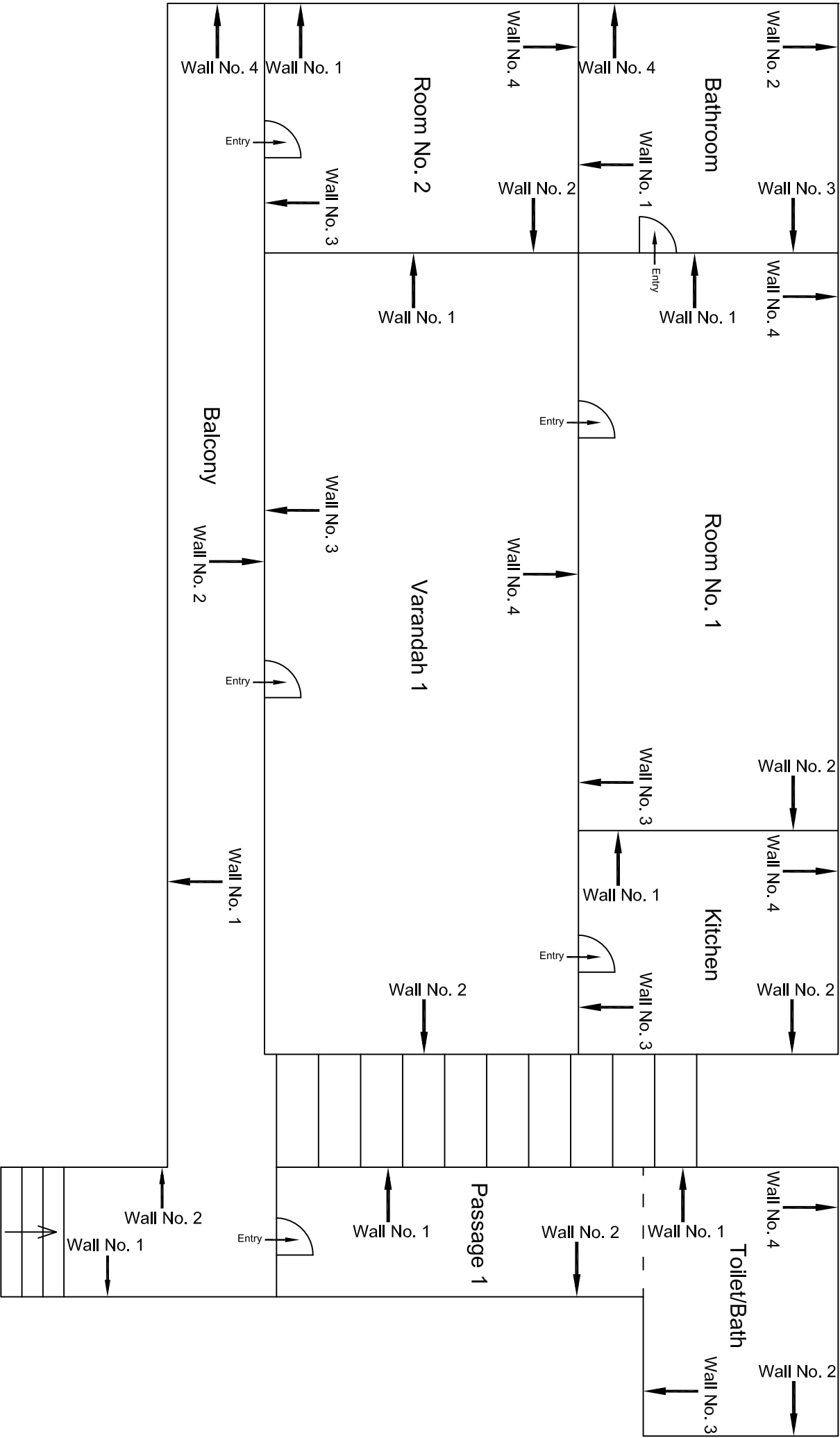
Ground Floor Plan

					CONSULTANT: OMIKRON KAPPA - INDUS CONSULTRANS JV	MAIN CONTRACTOR: CEC	SUB-CONTRACTOR: AIMIL LIMITED	PROJECT TITLE: Design and Construction of Tunnel between Chandpole & Badi Choupar and reversal line by Shield TBM, Underground Metro Stations at Choti Choupar and Badi Choupar by Cut & Cover methods on East West Corridor of Jaipur Metro Phase 1B
					CLIENT: DMRC/JMRC	CONTRACT: Jaipur Metro Phase 1B		DRAWING TITLE: Ground Floor Plan of Shop Heena Traders, Chhoti Choupar
00		NP	Dr. PRC	16.11.2013				DRAWING NO.: AIMIL/ESG/12315/ CC-BC-DL-0005/3 / 01
								SCALE: Not to Scale
								REVISION: R0
Revision	Description of Revision	Drawn By	Approved By	Date				



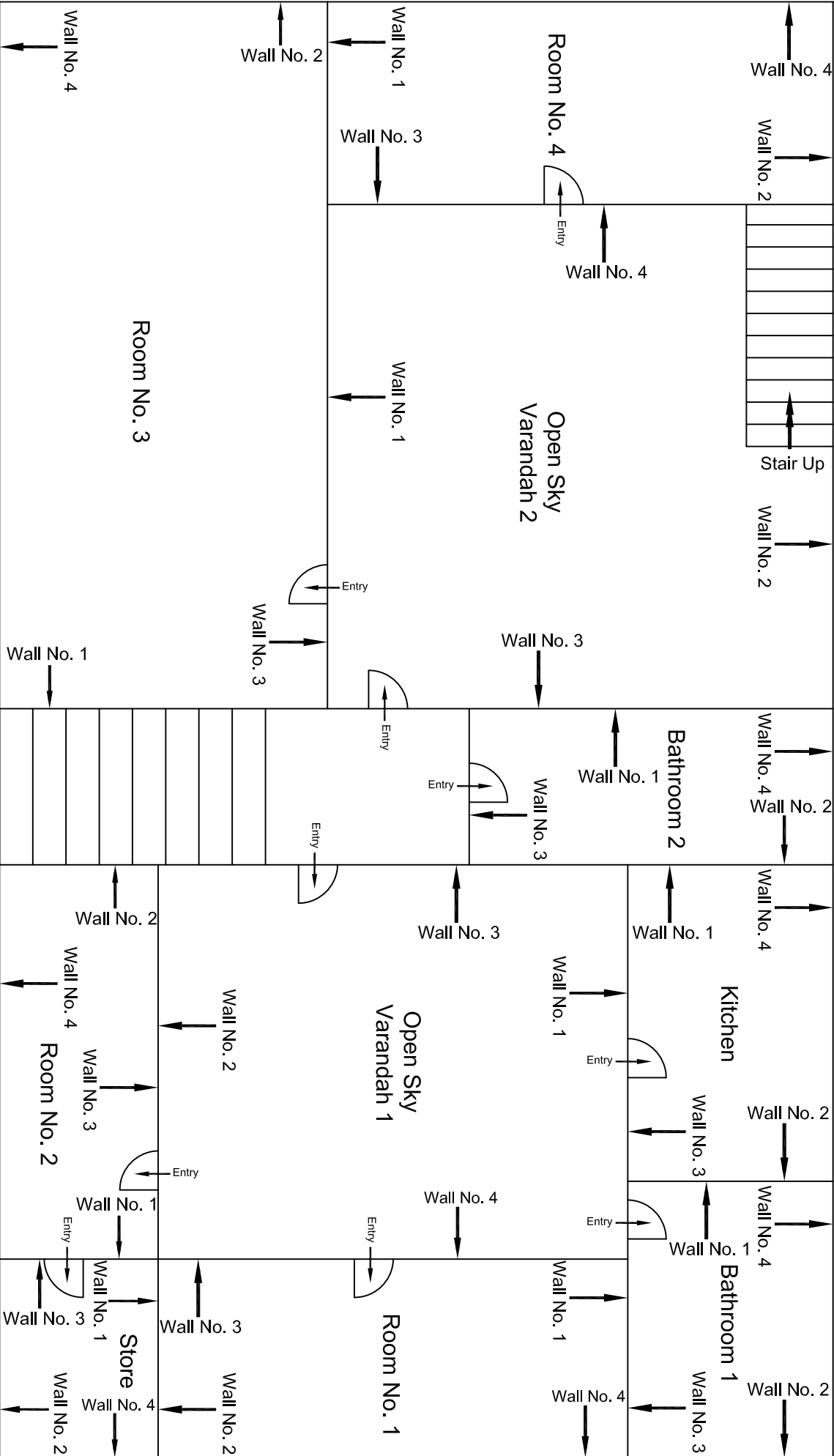
Ground Floor Plan

				CONSULTANT: OMIKRON KAPPA-INDUS CONSULTANTS JV		MAIN CONTRACTOR: CEC		SUB-CONTRACTOR: AIMIL LIMITED		PROJECT TITLE: Design and Construction of Tunnel between Chandpole & Badli Choupar and reversal line by Shield TBM, Underground Metro Stations at Choti Choupar and Badli Choupar by Cut & Cover methods on East West Corridor of Jaipur Metro Phase 1B	
				CLIENT: DMRC/JMRC		CONTRACT: Jaipur Metro Phase 1B		DRAWING TITLE: Ground Floor Plan of Shop Lalchand Dayaram Godown		DRAWING NO.: AIML/ESG/12315/ CC-BC-DN-0006/3 / 01	
00		NP	Dt. PRC	16.11.2013					SCALE: Not to Scale		REVISION: R0
Revision	Description of Revision	Drawn By	Approved By	Date							



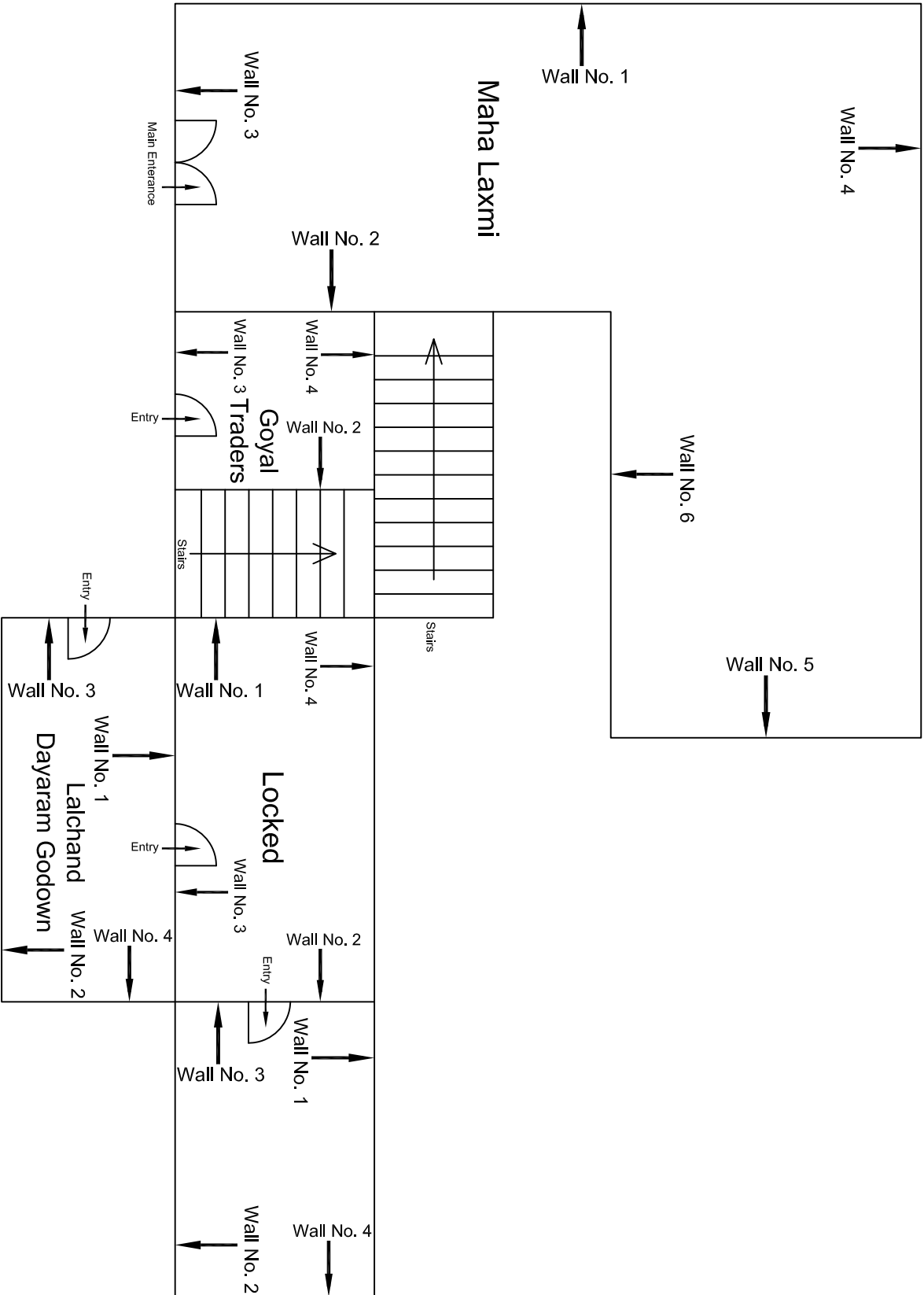
First Floor Plan

					CONSULTANT: OMIKRON KAPPA-INDUS CONSULTRANS JV	MAIN CONTRACTOR: CEC	SUB-CONTRACTOR: AIMIL LIMITED	PROJECT TITLE: Design and Construction of Tunnel between Chandpole & Badi Choupar and reversal line by Shield TBM, Underground Metro Stations at Choti Choupar and Badi Choupar by Cut & Cover methods on East West Corridor of Jaipur Metro Phase 1B
					CLIENT: DMRC/JMRC	CONTRACT: Jaipur Metro Phase 1B		DRAWING TITLE: First Floor Plan of House No. 38, Uday Singh Ki Haweli, Tripoliya Bazar
								DRAWING NO.: AIMIL/ESG/12315/ CC-BC-DN-0006-FF-SF /02
00		NP	Dr. PRC	16.11.2013				SCALE: Not to Scale
Revision	Description of Revision	Drawn By	Approved By	Date				REVISION: R0



Second Floor Plan

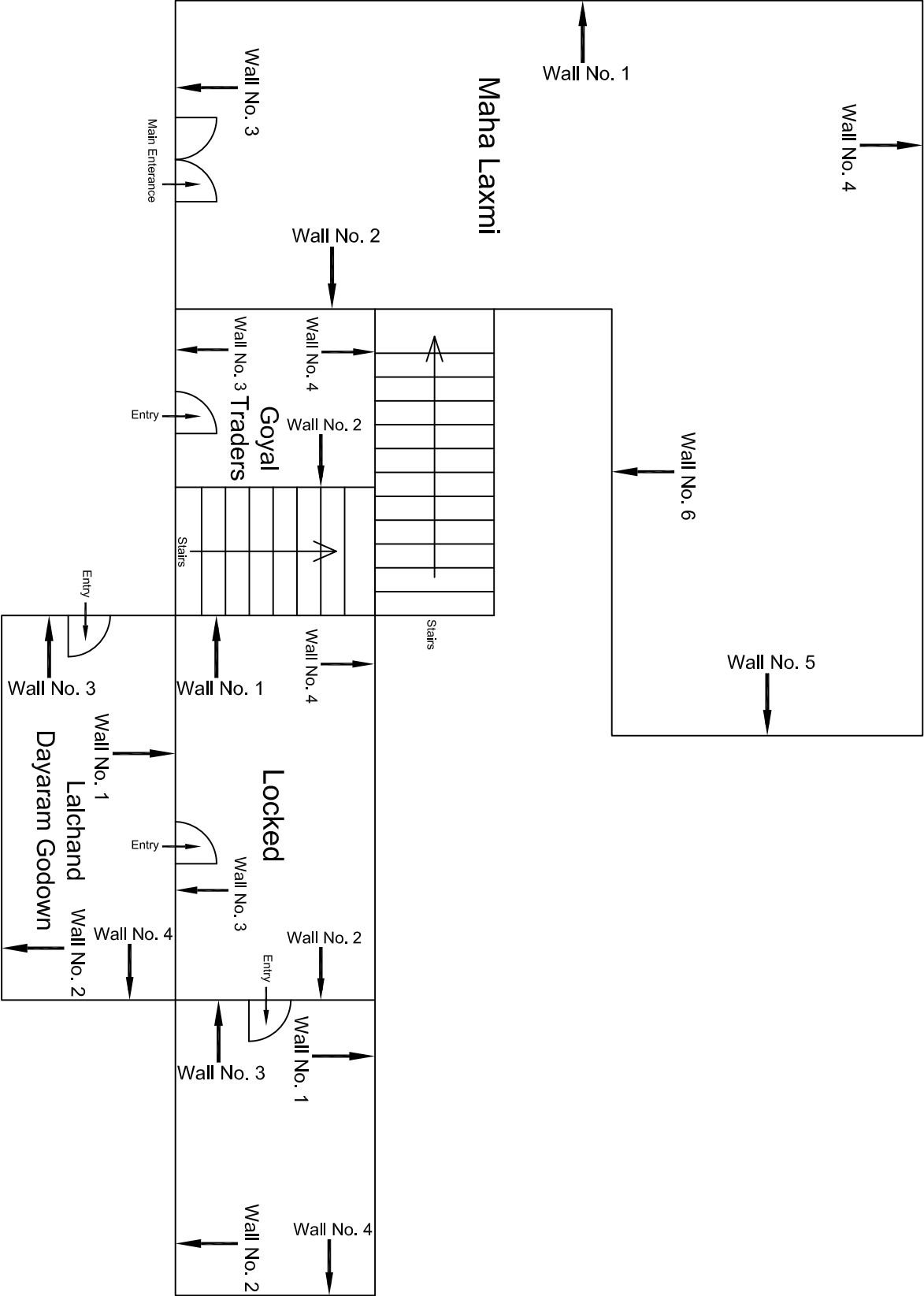
					CONSULTANT: OMIKRON KAPPA-INDUS CONSULTRANS JV	MAIN CONTRACTOR: CEC	SUB-CONTRACTOR: AIMIL LIMITED	PROJECT TITLE: Design and Construction of Tunnel between Chandpole & Badli Chouper and reversal line by Shield TBM, Underground Metro Stations at Chait Choupar and Badli Choupar by Cut & Cover methods on East West Corridor of Jalpur Metro Phase 1B		
					CLIENT: DMRC/JMRC	CONTRACT: Jaipur Metro Phase 1B		DRAWING TITLE: Second Floor Plan of House No. 38, Uday Singh Ki Haweli, Tripoliya Bazar		
00		NP	Dr. PRC	16.11.2013				DRAWING NO.: AIMIL/ESG/12315/ CC-BC-DL-0006-FF-SF / 01		SCALE: Not to Scale
Revision	Description of Revision	Drawn By	Approved By	Date						



Ground Floor Plan

					CONSULTANT: OMIKRON KAPPA-INDUS CONSULTRANS JV	MAIN CONTRACTOR: CEC	SUB-CONTRACTOR: AIMIL LIMITED	PROJECT TITLE: Design and Construction of Tunnel between Chandpole & Badi Choupar and reversal line by Shield TBM, Underground Metro Stations at Choti Choupar and Badi Choupar by Cut & Cover methods on East West Corridor of Jaipur Metro Phase 1B	
					CLIENT: DMRC/JMRC	CONTRACT: Jaipur Metro Phase 1B		DRAWING TITLE: Ground Floor Plan of Shop	
00		NP	Dt. PRC	16.11.2013				DRAWING NO.: AIMIL/ESG/12315// CC-BC-DN-0007/1 / 01	
Revision	Description of Revision	Drawn By	Approved By	Date				SCALE: Not to Scale	REVISION: R0

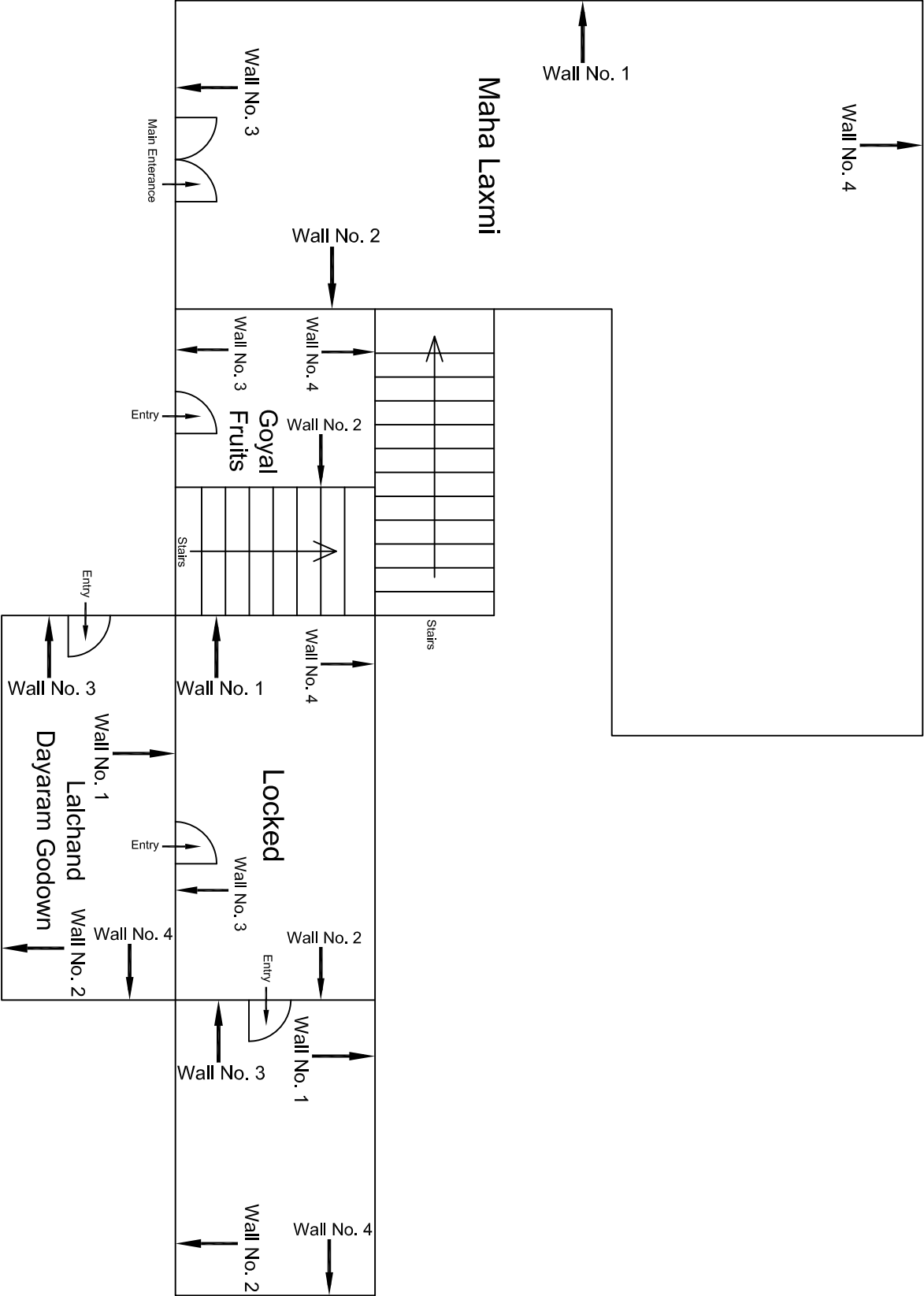
SCALE: Not to Scale	REVISION: R0
------------------------	-----------------



Ground Floor Plan

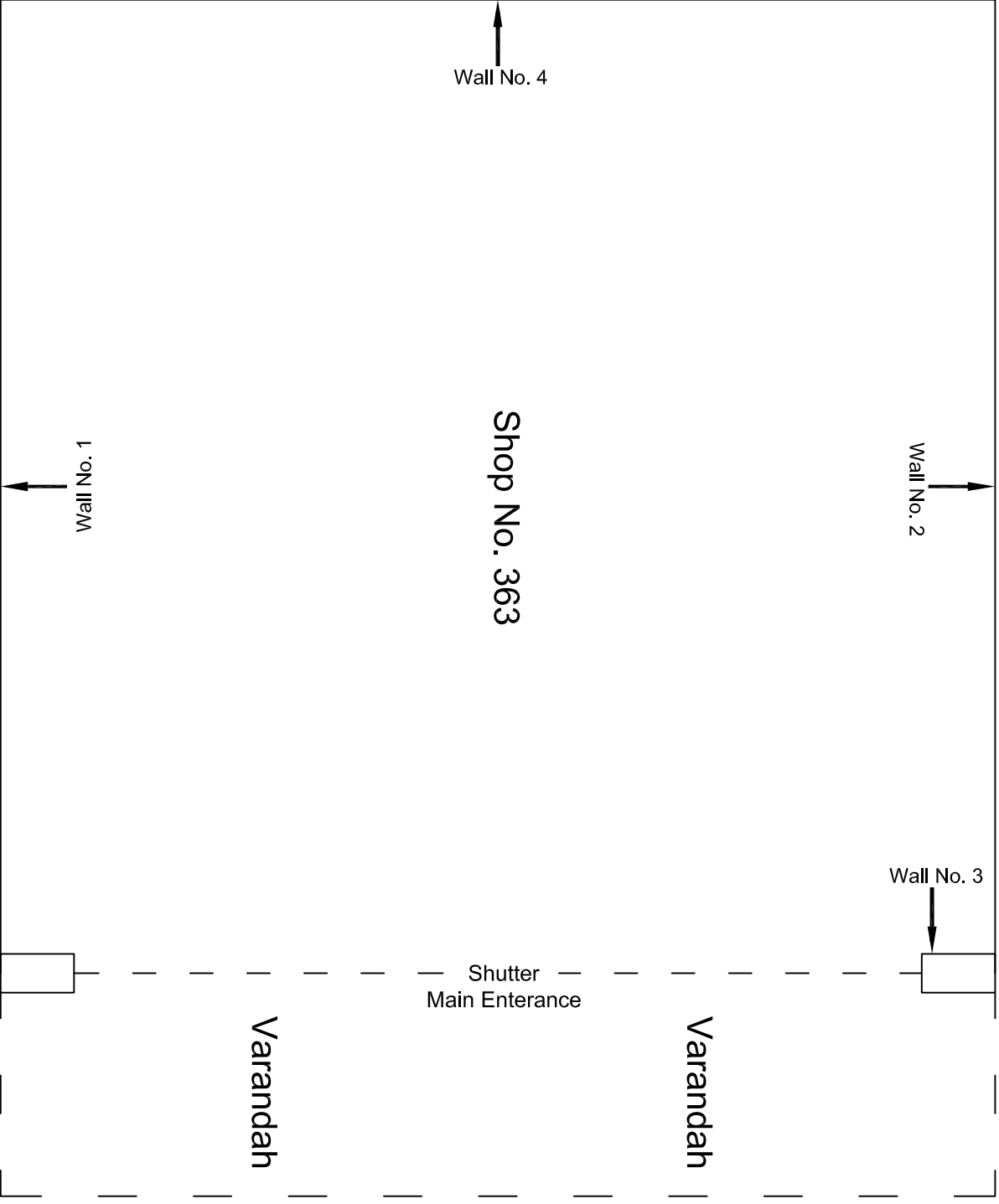
					CONSULTANT: OMIKRON KAPPA-INDUS CONSULTANTS JV		MAIN CONTRACTOR: CEC		SUB-CONTRACTOR: AIMIL LIMITED		PROJECT TITLE: Design and Construction of Tunnel between Chandpole & Badi Choupar and reversal line by Shield TBM, Underground Metro Stations at Choti Choupar and Badi Choupar by Cut & Cover methods on East West Corridor of Jaipur Metro Phase 1B	
					CLIENT: DMRC/JMRC		CONTRACT: Jaipur Metro Phase 1B				DRAWING TITLE: Ground Floor Plan of Shop Goyal Traders	
											DRAWING NO.: AIMIL/ESG/12315/ CC-BC-DN-0007/2 / 02	
00		NP	Dt. PRC	16.11.2013							SCALE: Not to Scale	REVISION: R0
Revision	Description of Revision	Drawn By	Approved By	Date								

SCALE: Not to Scale	REVISION: R0
------------------------	-----------------



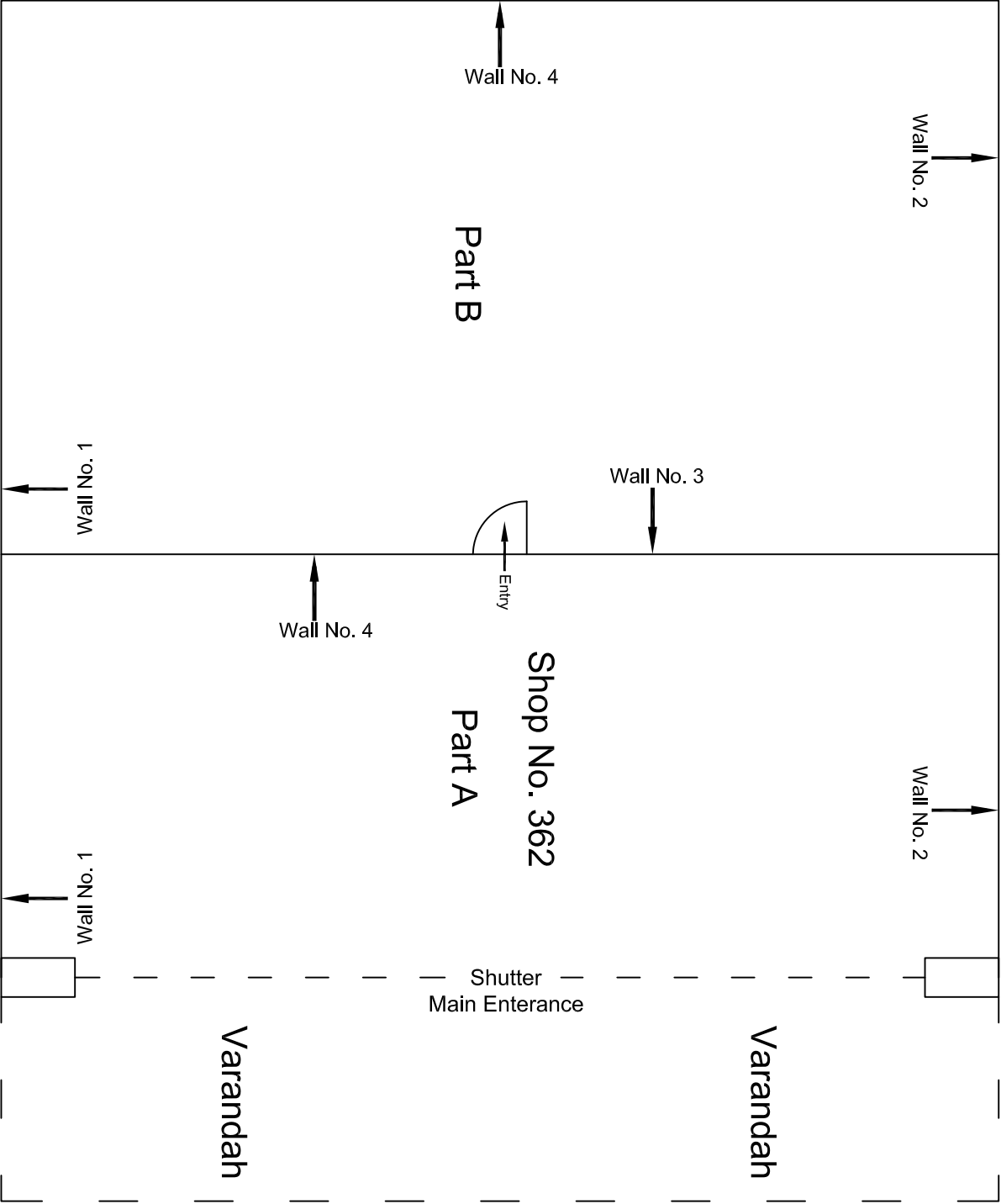
Ground Floor Plan

					CONSULTANT: OMIKRON KAPPA-INDUS CONSULTANTS JV		MAIN CONTRACTOR: CEC		SUB-CONTRACTOR: AIMIL LIMITED		PROJECT TITLE: Design and Construction of Tunnel between Chandpole & Badli Choupar and reversal line by Shield TBM, Underground Metro Stations at Choti Choupar and Badli Choupar by Cut & Cover methods on East West Corridor of Jaipur Metro Phase 1B	
					CLIENT: DMRC/JMRC		CONTRACT: Jaipur Metro Phase 1B		DRAWING TITLE: Ground Floor Plan of Shop Lalchand Dayaram Godown		DRAWING NO.: AIML/ESG/12315/ CC-BC-DN-0007/3 / 03	
00			NP	Dt. PRC	16.11.2013					SCALE: Not to Scale		REVISION: R0
Revision	Description of Revision	Drawn By	Approved By	Date								



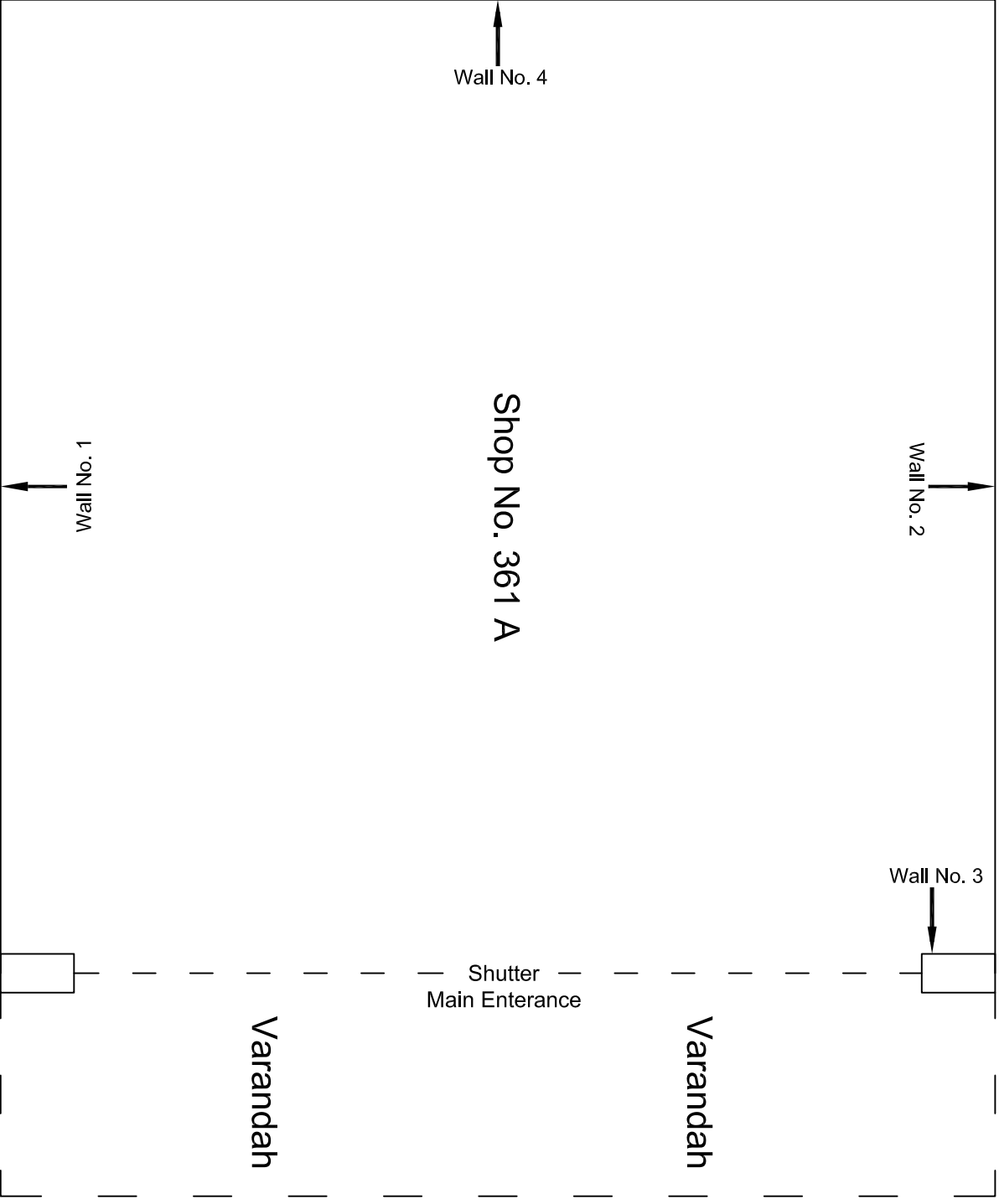
Ground Floor Plan

					CONSULTANT: OMIKRON KAPPA-INDUS CONSULTRANS JV	MAIN CONTRACTOR: CEC	SUB-CONTRACTOR: AIMIL LIMITED	PROJECT TITLE: Design and Construction of Tunnel between Chandpole & Badi Choupar and reversal line by Shield TBM, Underground Metro Stations at Choti Choupar and Badi Choupar by Cut & Cover methods on East West Corridor of Jaipur Metro Phase 1B		
					CLIENT: DMRC/JMRC	CONTRACT: Jaipur Metro Phase 1B		DRAWING TITLE: Ground Floor Plan of Shop		
								DRAWING NO.: AIMIL/ESG/12315// CC-BC-DN-0008-363 / 01		
00		NP	Dr. PRC	16.11.2013				SCALE: Not to Scale	REVISION: R0	
Revision	Description of Revision	Drawn By	Approved By	Date						



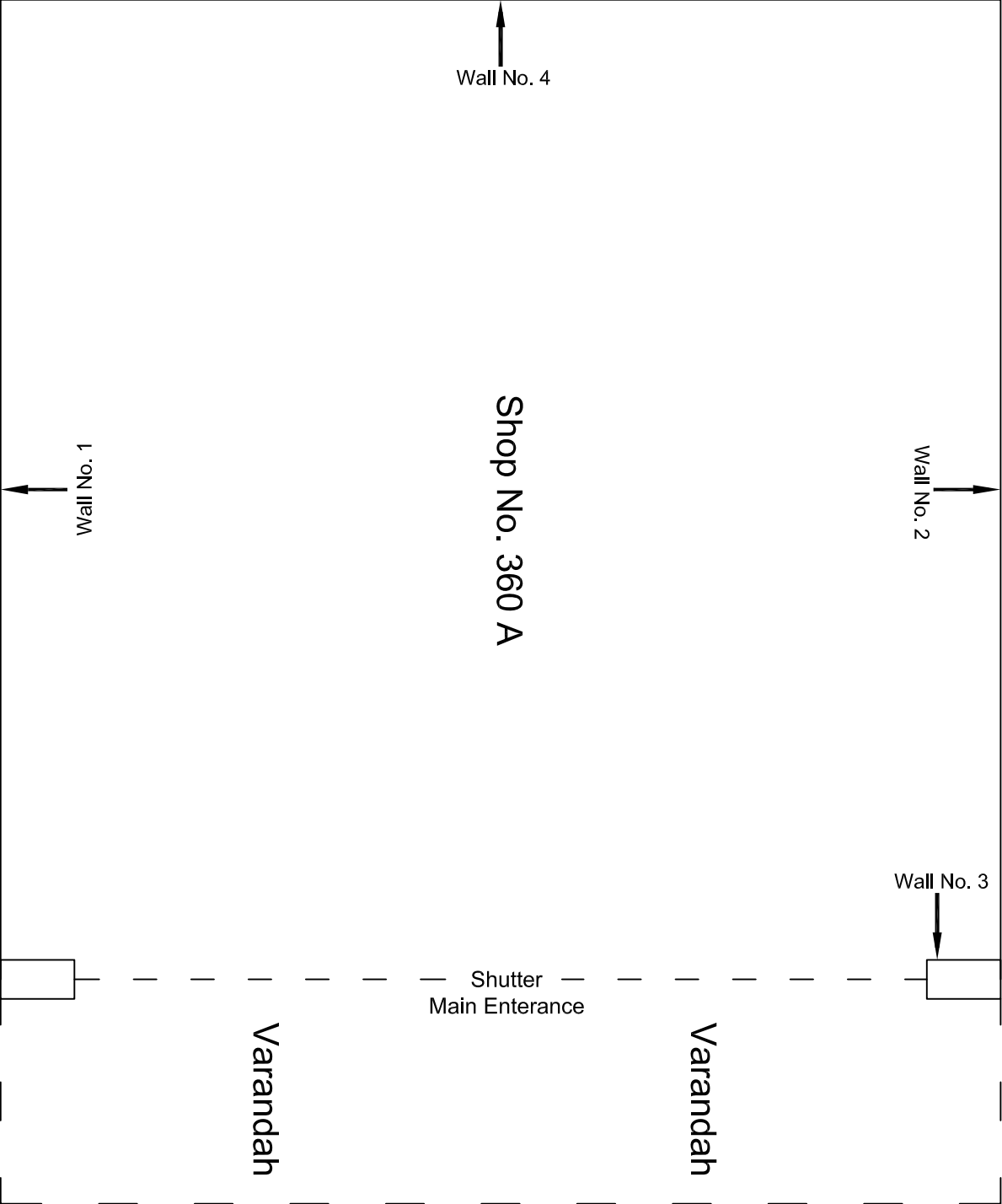
Ground Floor Plan

					CONSULTANT:	MAIN CONTRACTOR:	SUB-CONTRACTOR:	PROJECT TITLE:	
					OMIKRON KAPPA-INDUS	CEC	AIMIL LIMITED	Design and Construction of Tunnel between Chandpole & Badi Choupar and reversal line by Shield TBM, Underground Metro Stations at Choti Choupar and Badi Choupar by Cut & Cover methods on East West Corridor of Jaipur Metro Phase 1B	
					CONSULTRANS JV				
					CLIENT:	CONTRACT:		DRAWING TITLE:	
					DMRC/JMRC	Jaipur Metro Phase 1B		DRAWING NO.: AIMIL/ESG/12315// CC-BC-DN-0008-362 / 01	
00		NP	Dr. PRC	16.11.2013				SCALE: Not to Scale	REVISION: R0
Revision	Description of Revision	Drawn By	Approved By	Date					



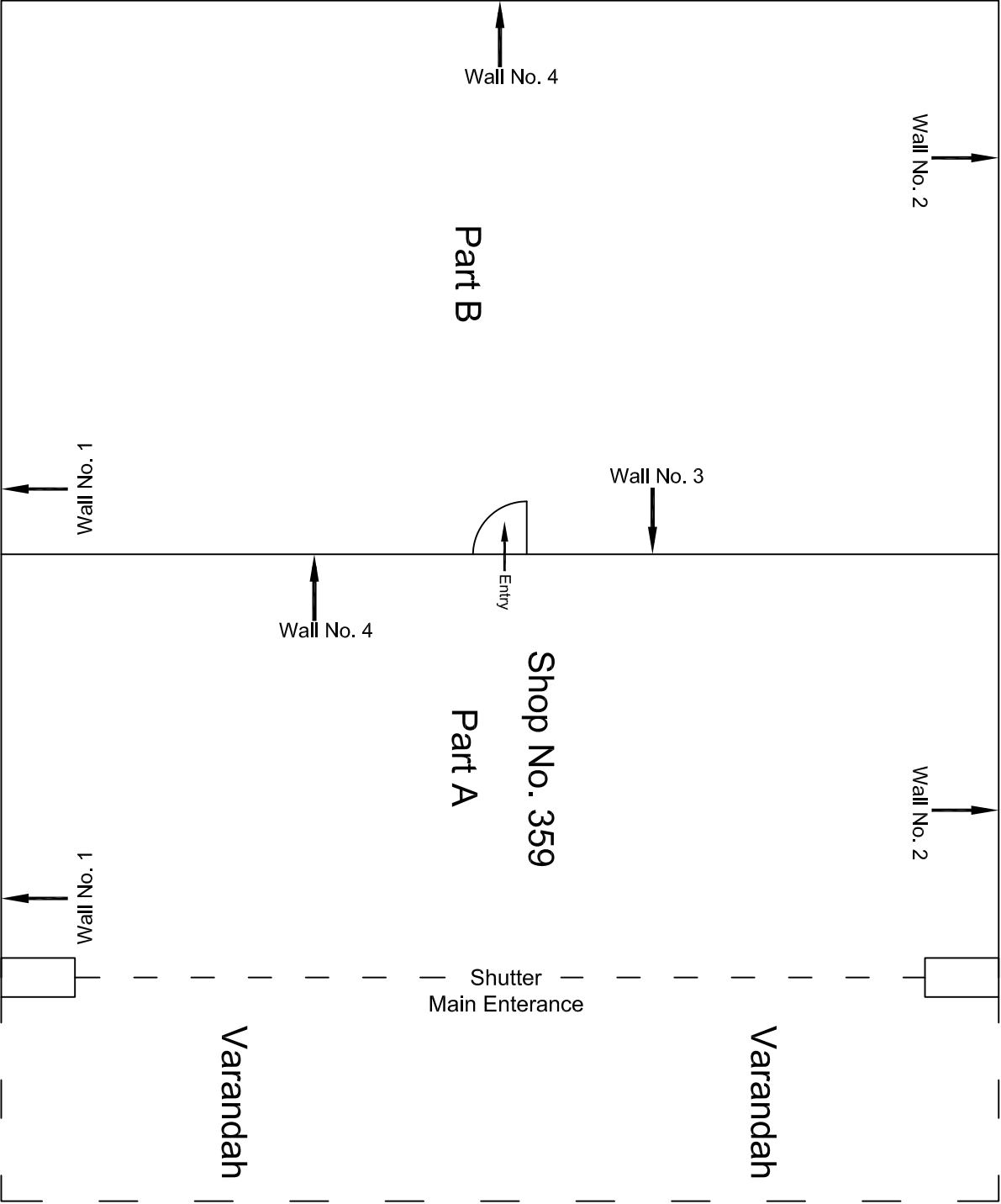
Ground Floor Plan

					CONSULTANT: OMIKRON KAPPA-INDUS CONSULTRANS JV	MAIN CONTRACTOR: CEC	SUB-CONTRACTOR: AIMIL LIMITED	PROJECT TITLE: Design and Construction of Tunnel between Chandpole & Badi Choupar and reversal line by Shield TBM, Underground Metro Stations at Choti Choupar and Badi Choupar by Cut & Cover methods on East West Corridor of Jaipur Metro Phase 1B	
					CLIENT: DMRC/JMRC	CONTRACT: Jaipur Metro Phase 1B			
00		NP	Dt. PRC	16.11.2013			DRAWING TITLE: Ground Floor Plan of Shop No. 361 A, Chhoti Chopar		DRAWING NO.: AIM/ESG/12315// CC-BC-DN-0009-361 A / 01
Revision	Description of Revision	Drawn By	Approved By	Date			SCALE: Not to Scale		REVISION: R0



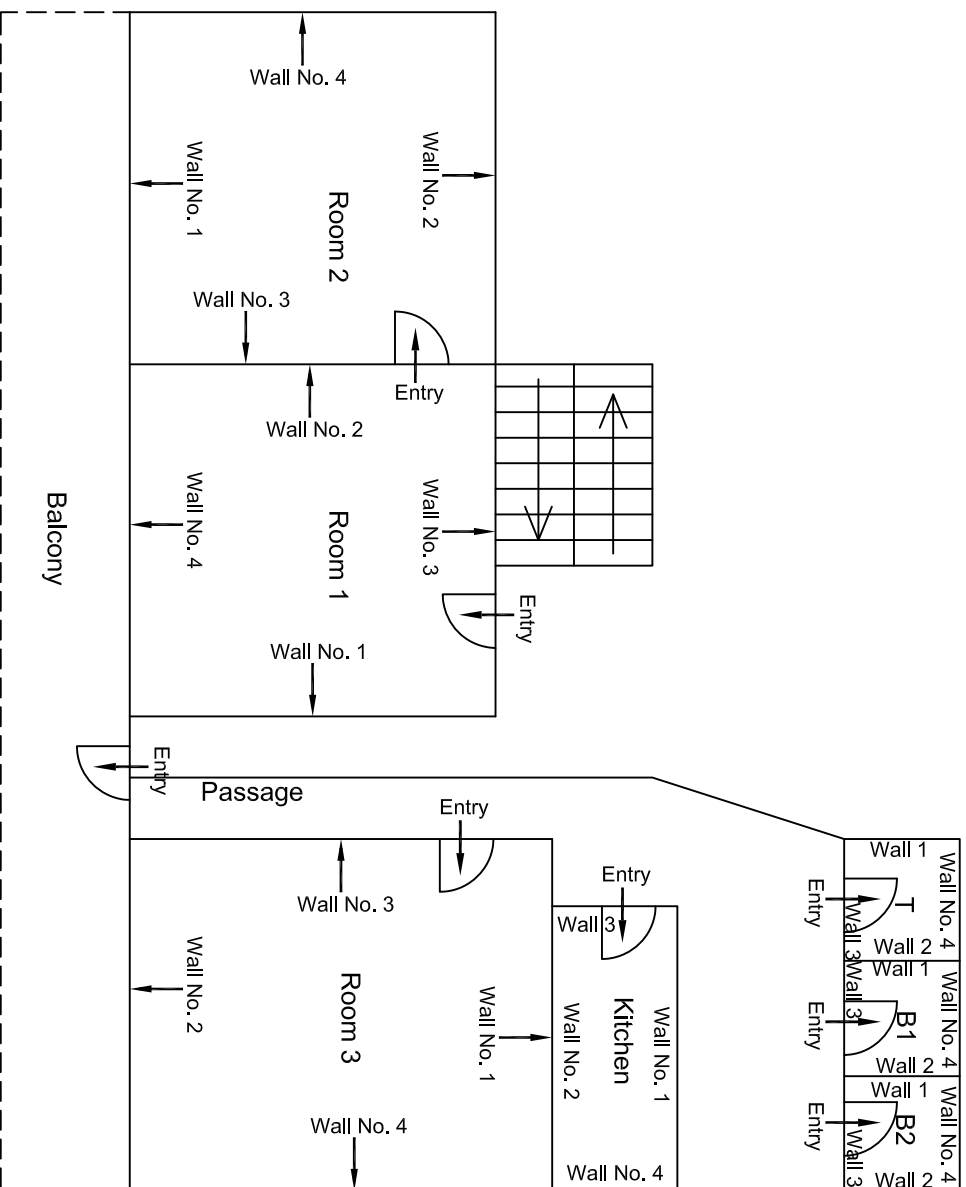
Ground Floor Plan

				CONSULTANT:	MAIN CONTRACTOR:	SUB-CONTRACTOR:	PROJECT TITLE: Design and Construction of Tunnel between Chandpole & Badi Choupar and reversal line by Shield TBM, Underground Metro Stations at Chhoti Choupar and Badi Choupar by Cut & Cover methods on East West Corridor of Jaipur Metro Phase 1B		
				OMIKRON KAPPA-INDUS	CEC	AIMIL LIMITED			
				CONSULTTRANS JV					
				CLIENT:	CONTRACT:				
				DMRC/JIMRC	Jaipur Metro Phase 1B		DRAWING TITLE:	DRAWING NO.:	REVISION:
							Ground Floor Plan of Shop	AIM/ESG/12315/	CC-BC-DL-0009-360 A / 01
00		NP	Dt. PRC	16.11.2013			No. 360 A, Chhoti Choupar	SCALE:	Not to Scale
Revision	Description of Revision	Drawn By	Approved By	Date					R0



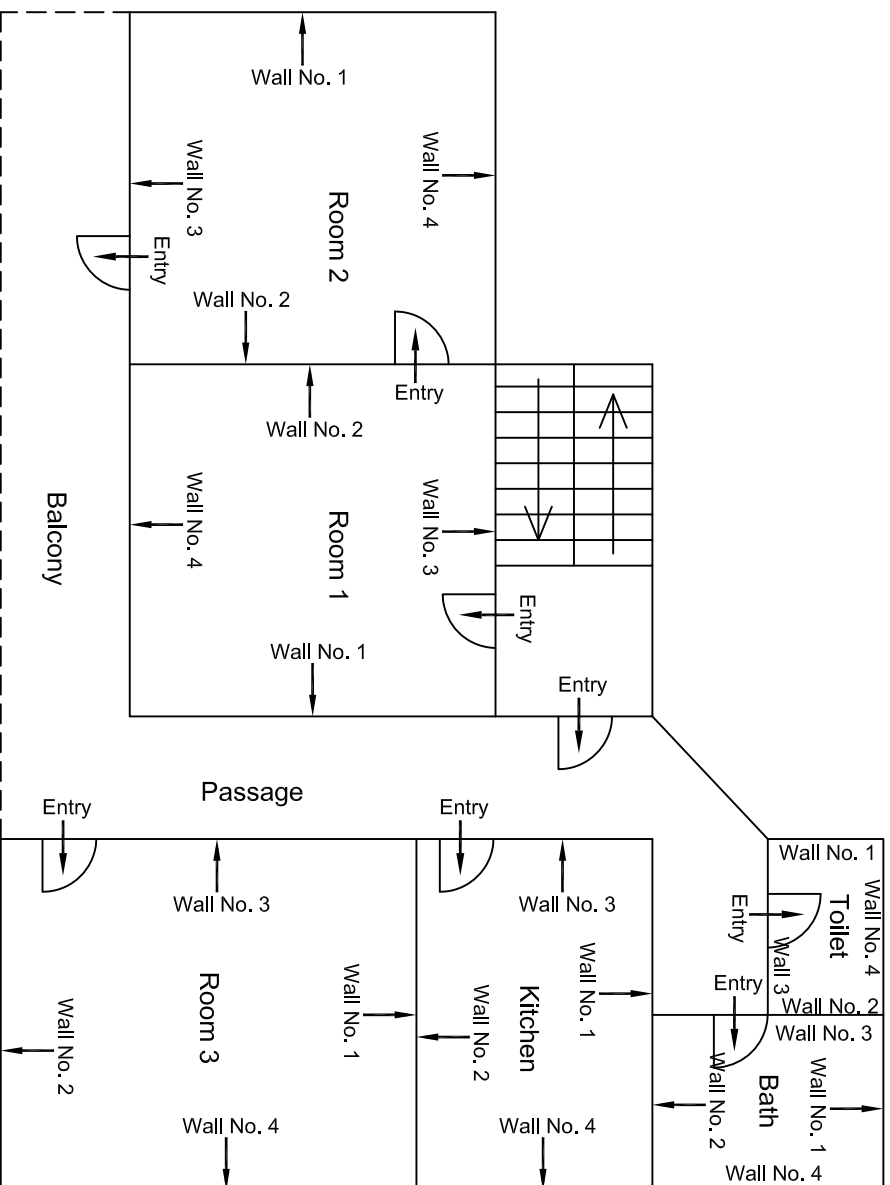
Ground Floor Plan

				CONSULTANT: OMIKRON KAPPA-INDUS CONSULTANTS JV		MAIN CONTRACTOR: CEC		SUB-CONTRACTOR: AIMIL LIMITED		PROJECT TITLE: Design and Construction of Tunnel between Chandpole & Badi Choupar and reversal line by Shield TBM, Underground Metro Stations at Choti Choupar and Badi Choupar by Cut & Cover methods on East West Corridor of Jaipur Metro Phase 1B		
				CLIENT: DMRC/JMRC		CONTRACT: Jaipur Metro Phase 1B		DRAWING TITLE: Ground Floor Plan of Shop No. 359, Chhoti Chopar		DRAWING NO : AIML/ESG/12315/ CC-BC-DL-0009-359 / 01		
										SCALE: Not to Scale		
00		NP	Dr. PRC	16.11.2013						REVISION: R0		
Revision	Description of Revision	Drawn By	Approved By	Date								



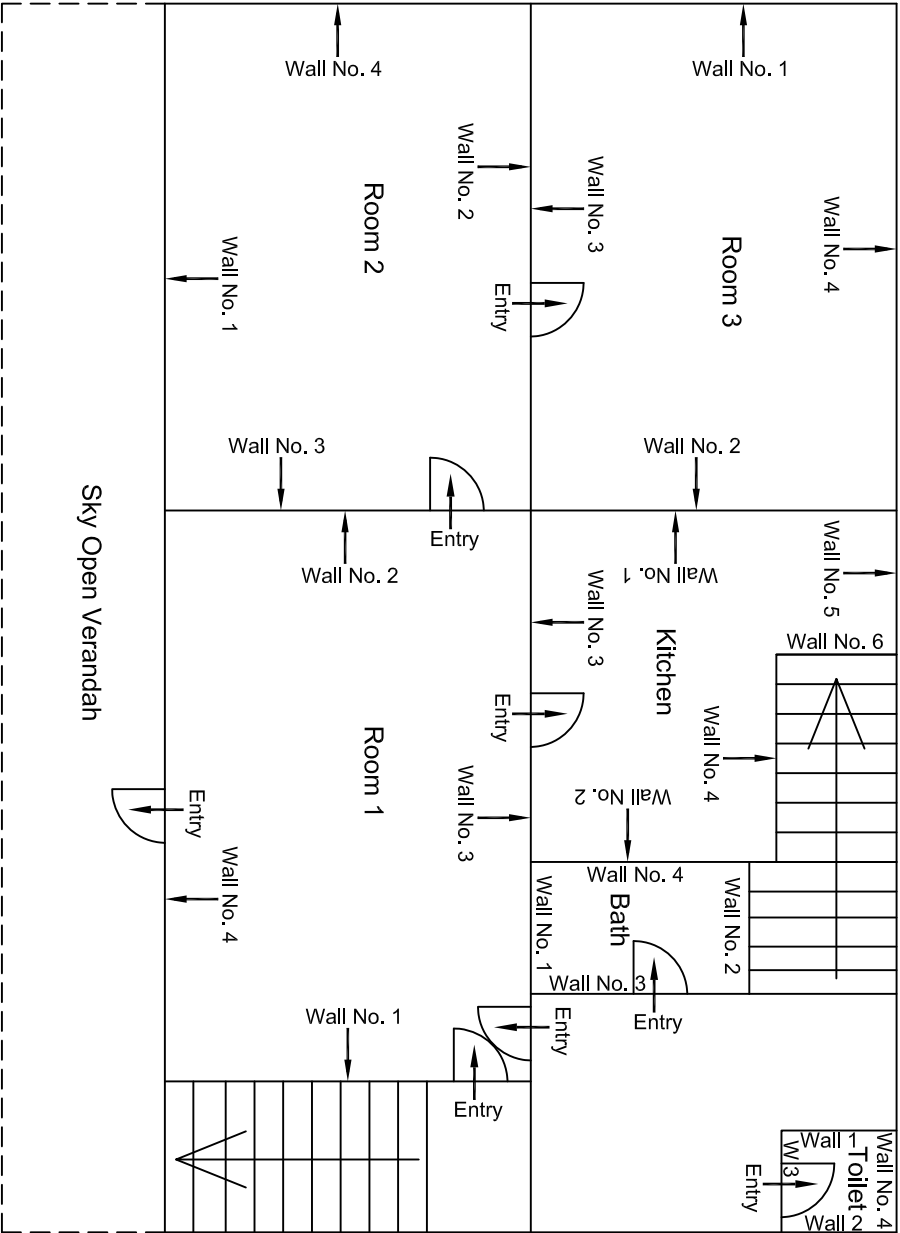
Second Floor Plan

				CONSULTANT: OMIKRON KAPPAPANDUS CONSULTRANS JV	MAIN CONTRACTOR: CEC	SUB-CONTRACTOR: AIMIL LIMITED	PROJECT TITLE: Design and Construction of Tunnel between Chandpole & Badi Chouper and reversal line by Shield TBM. Underground Metro Stations at Choti Choupar and Badi Choupar by Cut & Cover methods on East West Corridor of Jaipur Metro Phase 1B
				CLIENT: DMRC/JMRC	CONTRACT: Jaipur Metro Phase 1B		DRAWING TITLE: Second Floor Plan of Karoli House Above Shop No.355,358 Tirpolia Bazar
							DRAWING NO.: AIMIL/ESG/12315/ BC-RA-DN-0010/FF/FF/02
00		NP	D. PRC	16.11.2013			SCALE: Not to Scale
Revision	Description of Revision	Drawn By	Approved By	Date			REVISION: R0



Third Floor Plan

					CONSULTANT: OMIKRON KAPPANIDUS CONSULTRANS JV	MAIN CONTRACTOR: CEC	SUB-CONTRACTOR: AIMIL LIMITED	PROJECT TITLE: Design and Construction of Tunnel between Chandpole & Badi Chouper and reversal line by Shield TBM. Underground Metro Stations at Choti Choupar and Badi Choupar by Cut & Cover methods on East West Corridor of Jaipur Metro Phase 1B		
					CLIENT: DMRC/JMRC	CONTRACT: Jaipur Metro Phase 1B		DRAWING TITLE: Third Floor Plan of Karoli House Above Shop No.355,358 Tirpolia Bazar	DRAWING NO.: AIMIL/ESG/12315/ BC-RA-DN-0010/FF/FF/ 03	REVISION: R0
Revision	Description of Revision	Drawn By	Approved By	Date						
00		NP	Dr. PRC	16.11.2013						

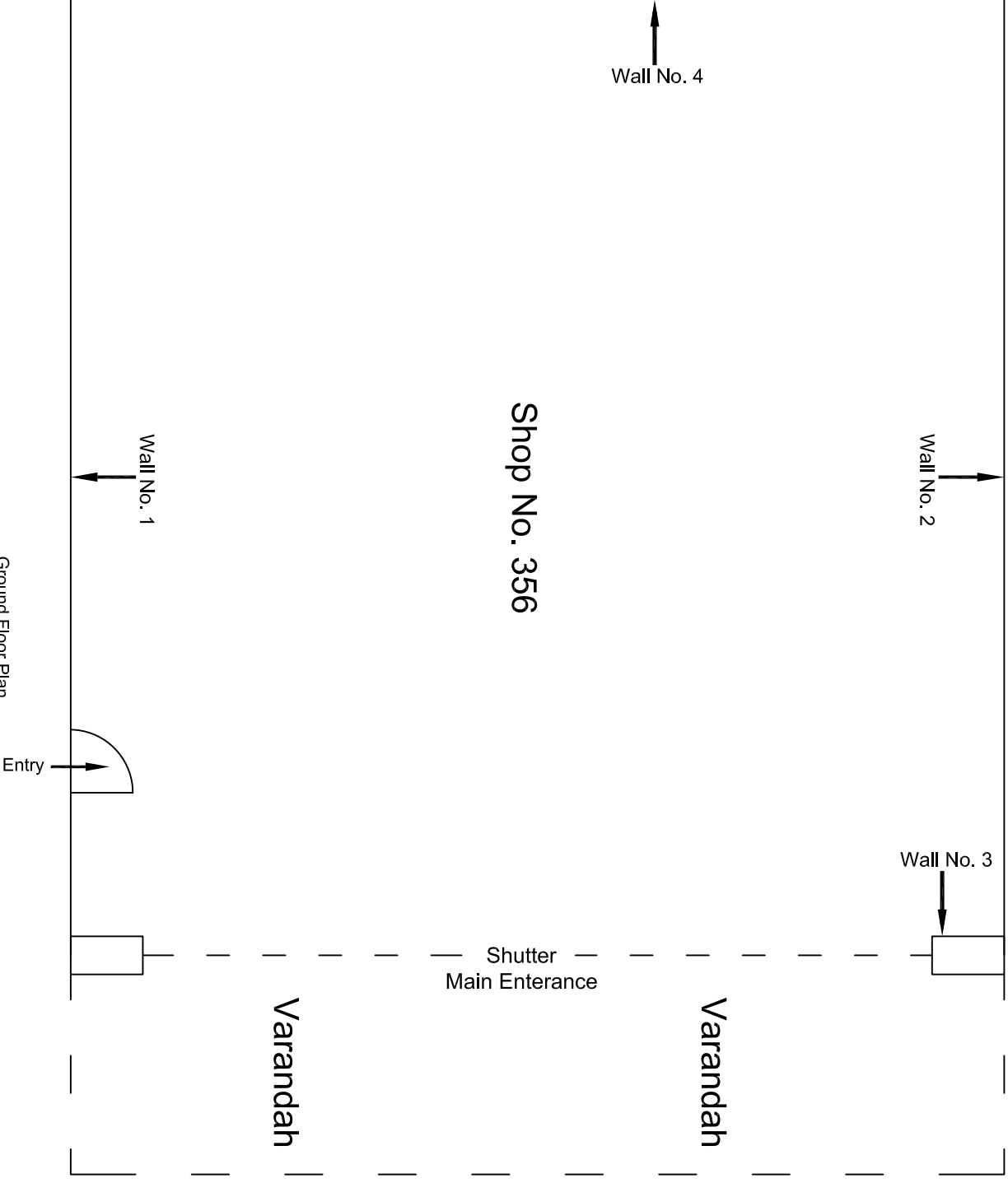


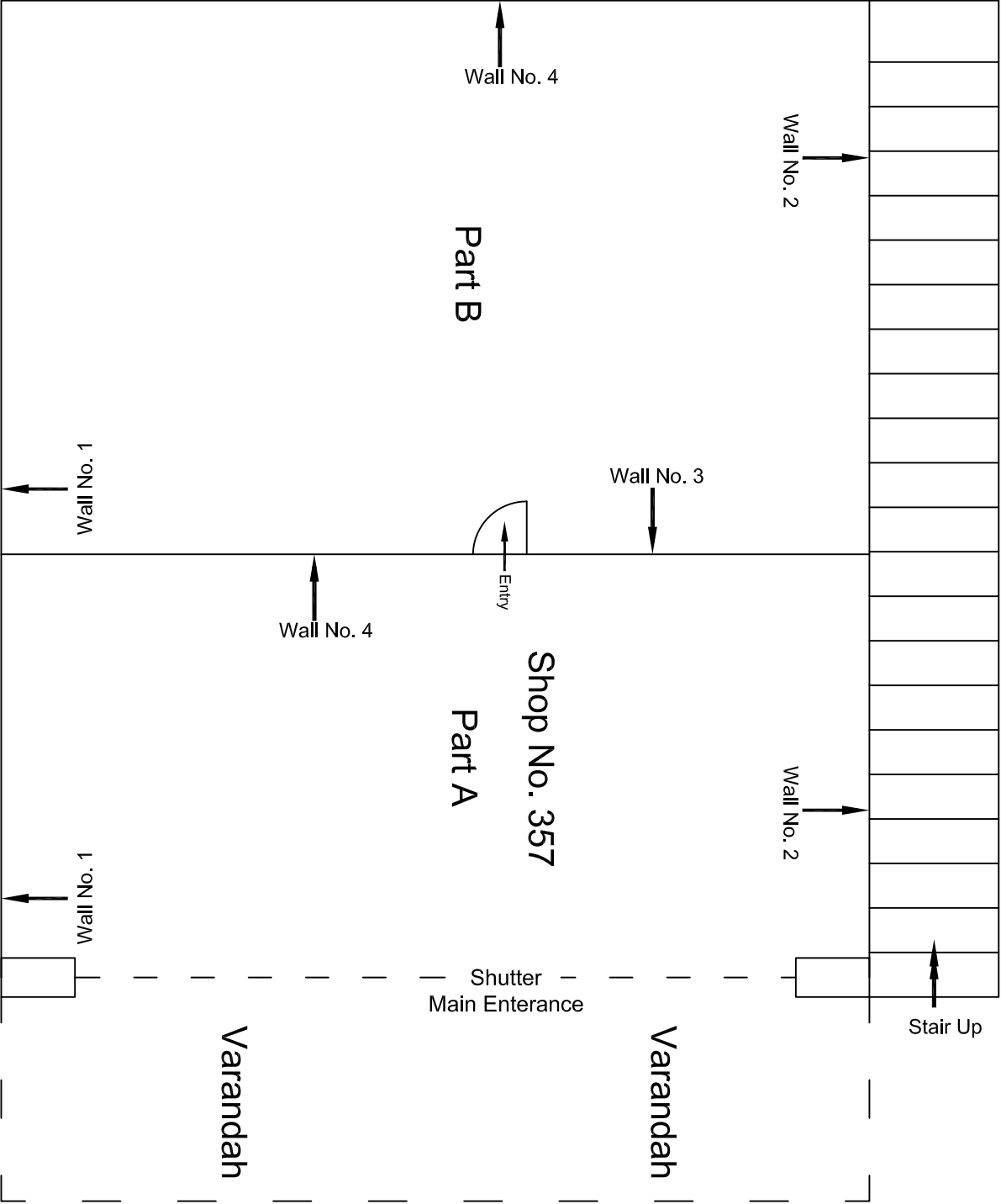
				CONSULTANT: OMIKRON KAPPAPANDUS CONSULTRANS JV	MAIN CONTRACTOR: CEC	SUB-CONTRACTOR: AIMIL LIMITED	PROJECT TITLE: Design and Construction of Tunnel between Chandpole & Badi Choupar and reversal line by Shield TBM. Underground Metro Stations at Choti Choupar and Badi Choupar by Cut & Cover methods on East West Corridor of Jaipur Metro Phase 1B
				CLIENT: DMRC/JMRC	CONTRACT: Jaipur Metro Phase 1B		DRAWING TITLE: First Floor Plan of Karoli House Above Shop No.355,358 Tirpolia Bazar
							DRAWING NO.: AIMIL/ESG/12315/ BC-RA-DN-0010/FF/FF/01
00		NP	D: PRC	16.11.2013			SCALE: Not to Scale
Revision	Description of Revision	Drawn By	Approved By	Date			REVISION: R0

First Floor Plan

				CONSULTANT:	MAIN CONTRACTOR:	SUB-CONTRACTOR:	PROJECT TITLE: Design and Construction of Tunnel between Chandpole & Badi Choupar and reversal line by Shield TBM, Underground Metro Stations at Chhoti Choupar and Badi Choupar by Cut & Cover methods on East West Corridor of Jaipur Metro Phase 1B		
				OMIKRON KAPPA-INDUS	CEC	AIMIL LIMITED			
				CONSULTANS JV	CONTRACT:		DRAWING NO : AIMIL/ESG/12315/ CC-BC-DN-0010-356 /01		
				CLIENT:	Jaipur Metro Phase 1B				
				DMRC/JMRC			SCALE: Not to Scale		
00		NP	Dt. PRC	16.11.2013					
Revision	Description of Revision	Drawn By	Approved By	Date				REVISION:	R0

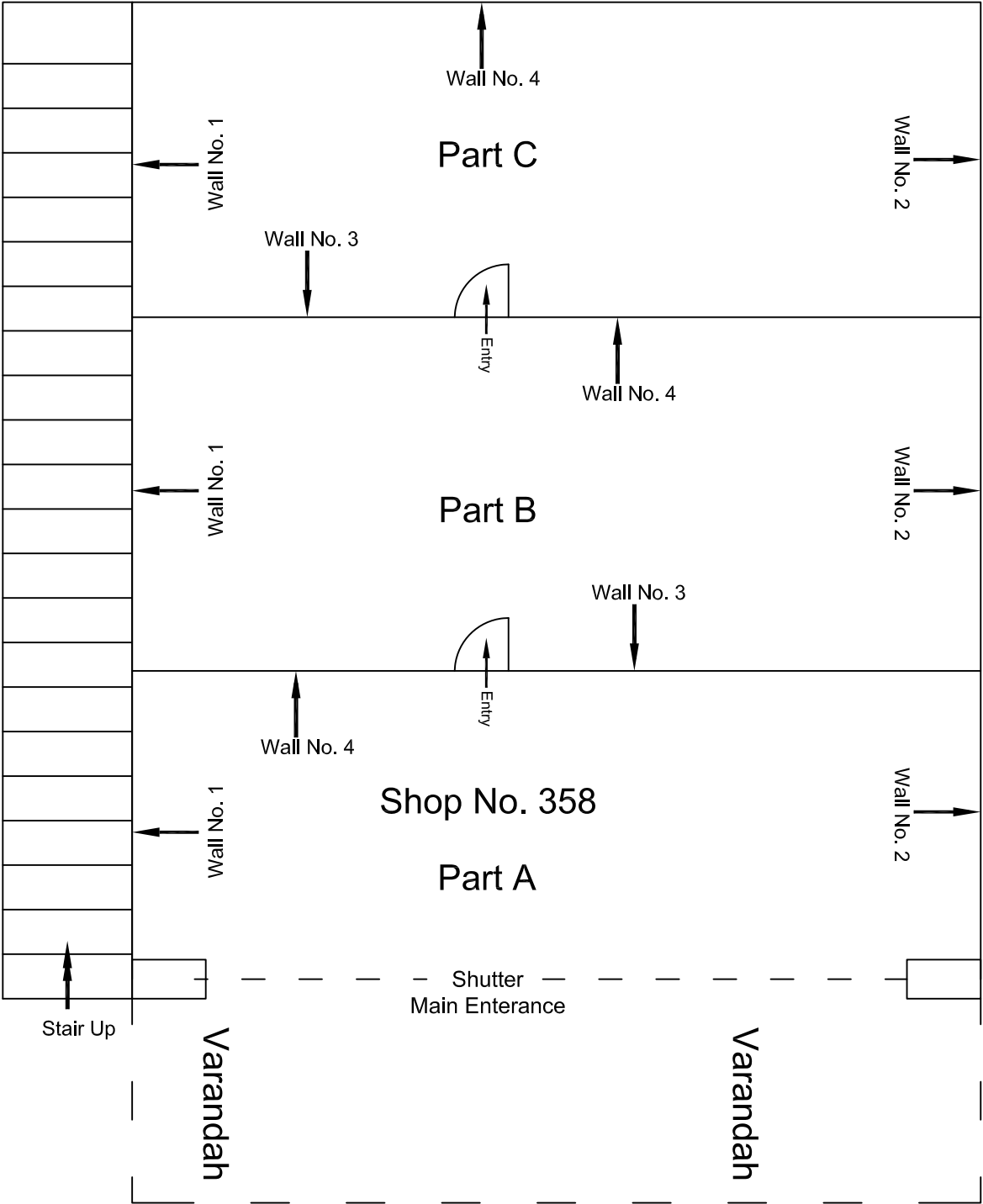
Ground Floor Plan





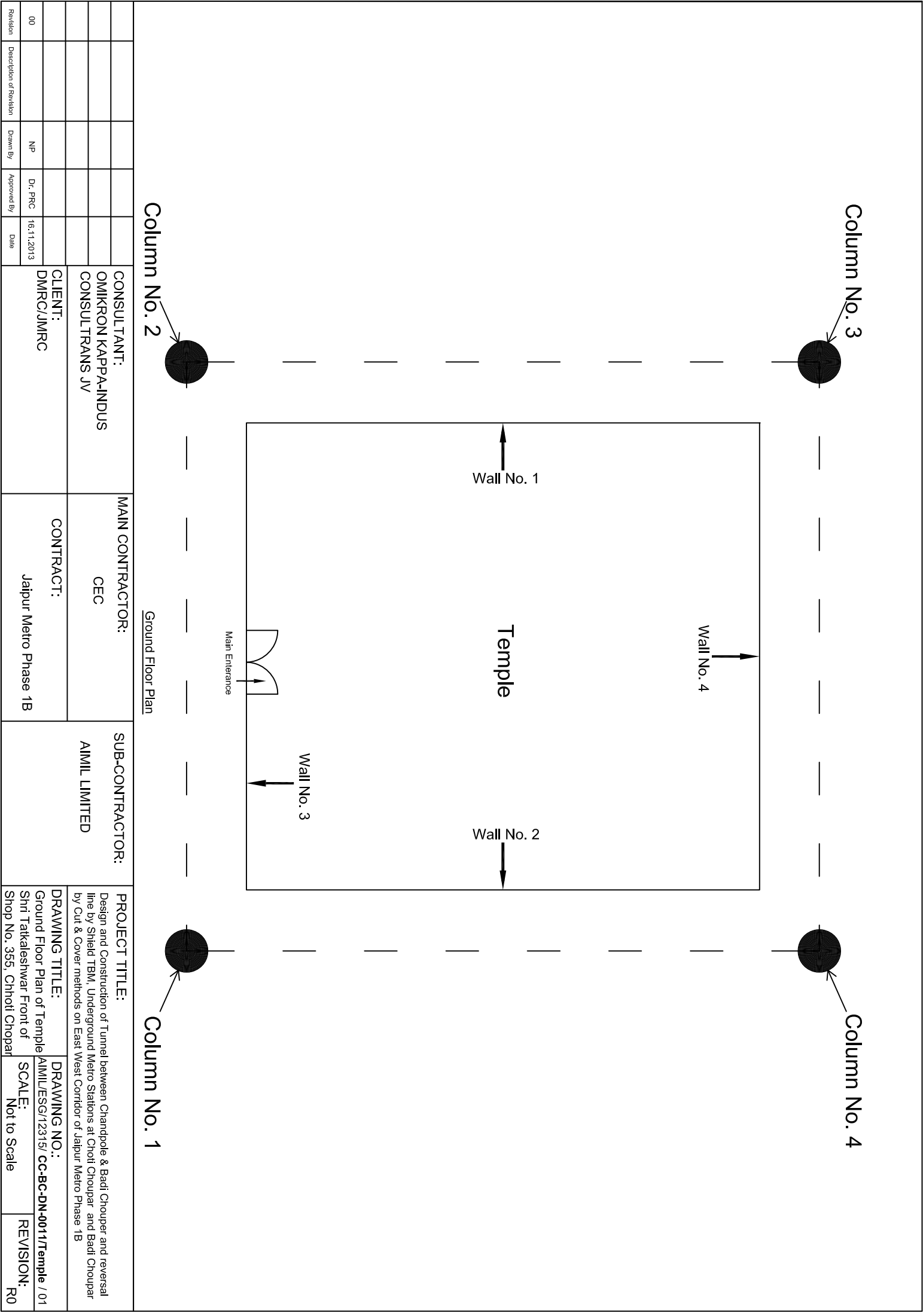
Ground Floor Plan

					CONSULTANT: OMIKRON KAPPA-INDUS CONSULTTRANS JV		MAIN CONTRACTOR: CEC		SUB-CONTRACTOR: AIMIL LIMITED		PROJECT TITLE: Design and Construction of Tunnel between Chandpole & Badi Choupar and reversal line by Shield TBM, Underground Metro Stations at Choti Choupar and Badi Choupar by Cut & Cover methods on East West Corridor of Jaipur Metro Phase 1B	
					CLIENT: DMRC/JMRC		CONTRACT: Jaipur Metro Phase 1B				DRAWING TITLE: Ground Floor Plan of Shop No. 357, Choti Choupar	
											DRAWING NO.: AIM/LESG/12315/ CC-BC-DN-0010-357 / 01	
00		NP	Dt. PRC	16.11.2013							SCALE: Not to Scale	REVISION: R0
Revision	Description of Revision	Drawn By	Approved By	Date								

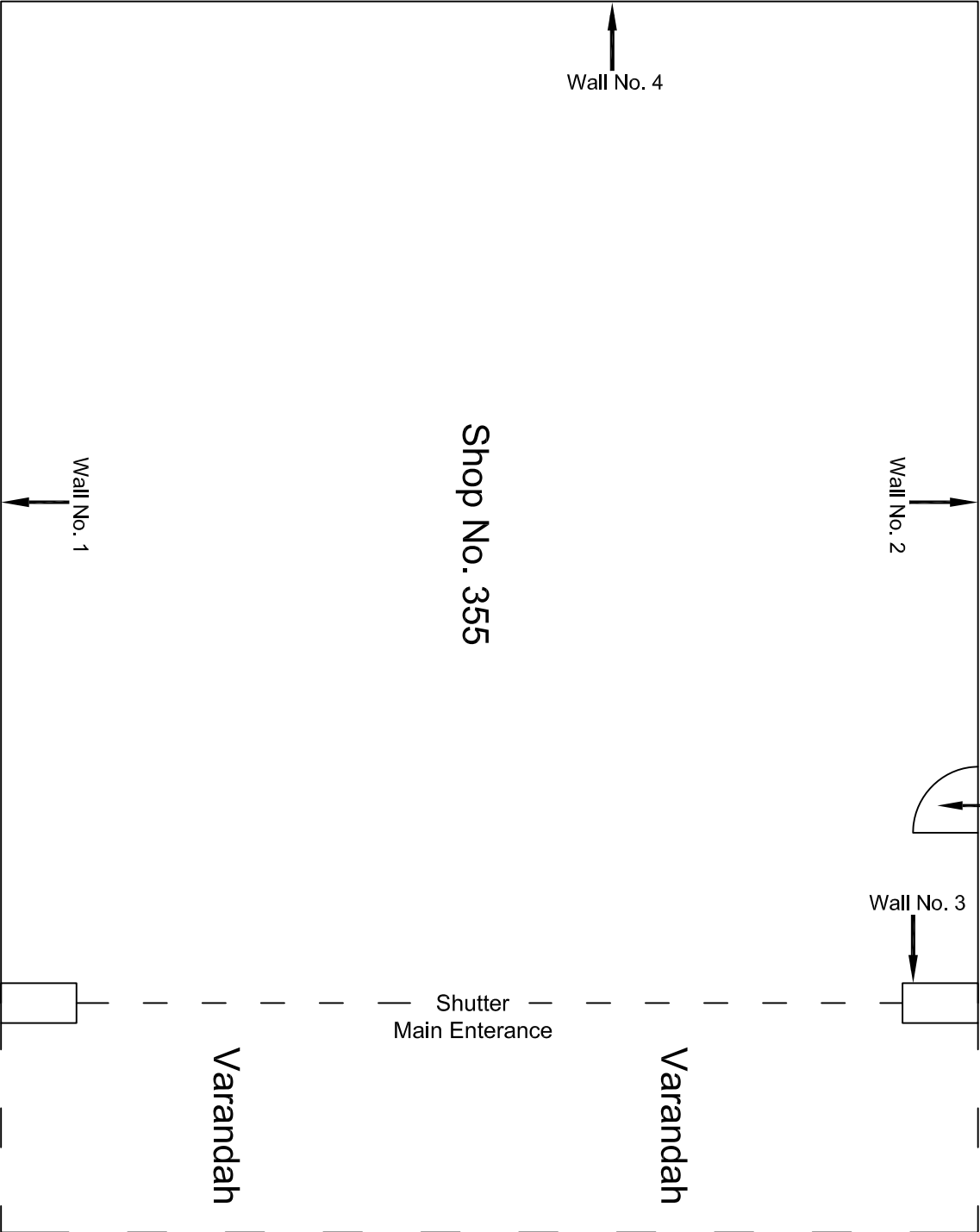


Ground Floor Plan

					CONSULTANT:	MAIN CONTRACTOR:	SUB-CONTRACTOR:	PROJECT TITLE:	
					OMIKRON KAPPA-INDUS	CEC	AIMIL LIMITED	Design and Construction of Tunnel between Chandpole & Badi Choupar and reversal line by Shield TBM, Underground Metro Stations at Chhoti Choupar and Badi Choupar by Cut & Cover methods on East West Corridor of Jaipur Metro Phase 1B	
					CONSULTTRANS JV				
					CLIENT:	CONTRACT:		DRAWING TITLE:	
					DMRC/JMRC	Jaipur Metro Phase 1B		DRAWING NO.:	AIMIL/ESG/12315/ CC-BC-DN-0010-358 / 01
00		NP	Dt. PRC	16.11.2013				SCALE:	REVISION:
								Not to Scale	R0
Revision	Description of Revision	Drawn By	Approved By	Date					

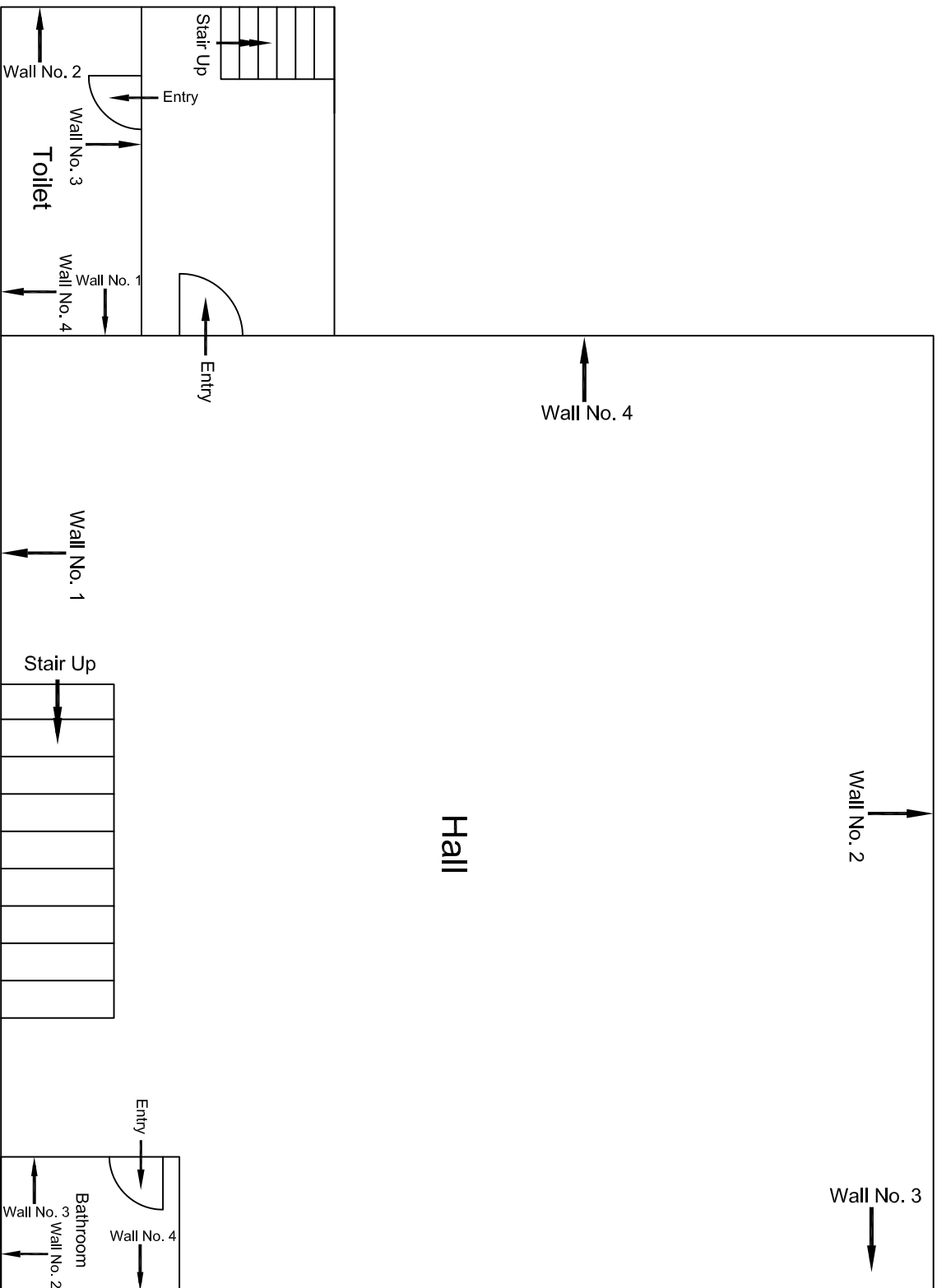


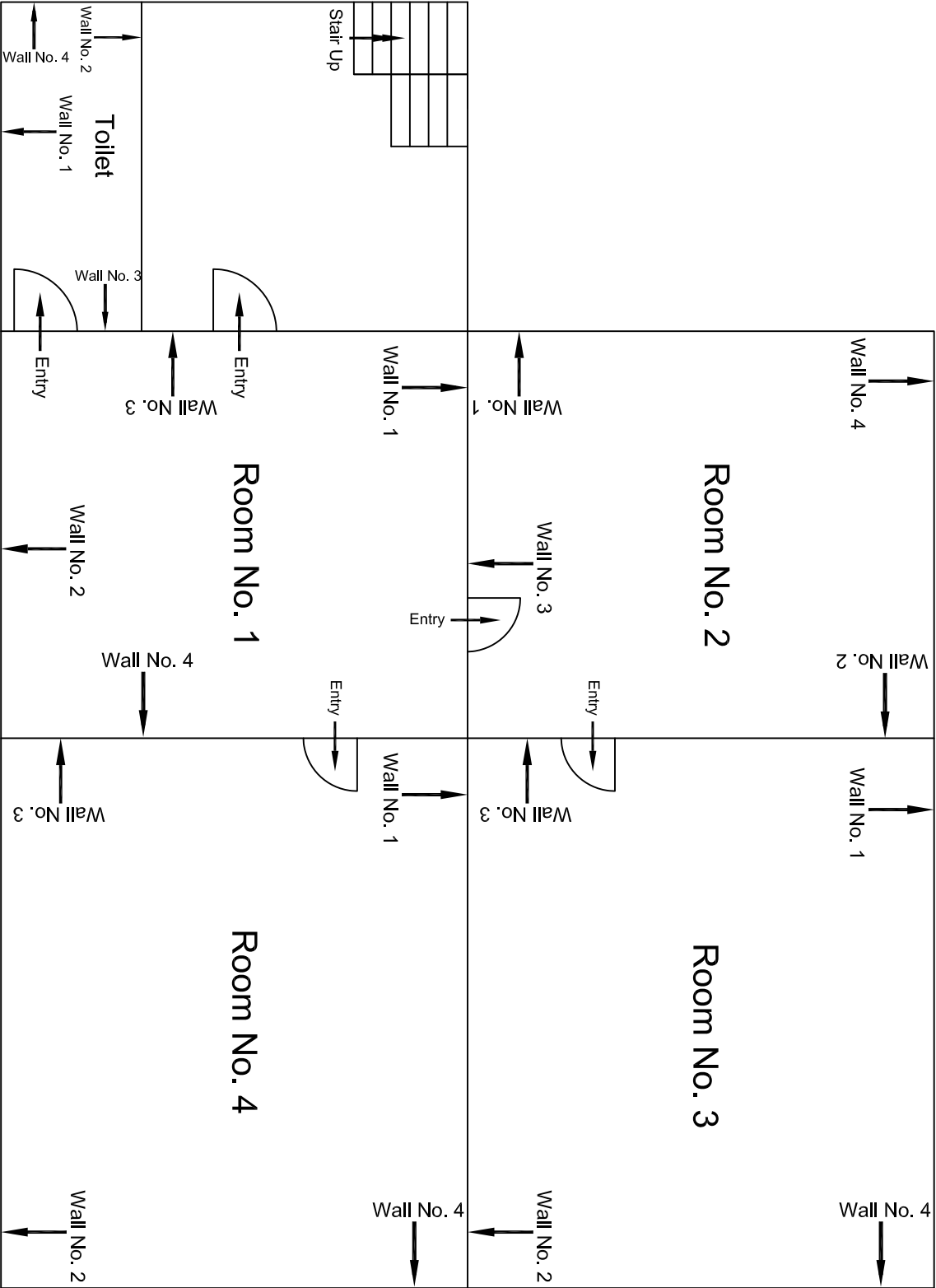
				CONSULTANT:	MAIN CONTRACTOR:	SUB-CONTRACTOR:	PROJECT TITLE: Design and Construction of Tunnel between Chandpole & Badi Choupar and reversal line by Shield TBM, Underground Metro Stations at Chhoti Choupar and Badi Choupar by Cut & Cover methods on East West Corridor of Jaipur Metro Phase 1B		
				OMIKRON KAPPA-INDUS	CEC	AIMIL LIMITED			
				CONSULTANTS JV					
				CLIENT:	CONTRACT:				
				DMRC/JMRC	Jaipur Metro Phase 1B		DRAWING TITLE:	DRAWING NO.:	
00		NP	Dt. PRC	16.11.2013			Ground Floor Plan of Temple	AIMIL/ESG/12315/ CC-BC-DN-0011/Temple	/ 01
Revision	Description of Revision	Drawn By	Approved By	Date			Shri Tatkalleshwar Front of	SCALE:	REVISION:
							Shop No. 355, Chhoti Chopar	Not to Scale	R0



Ground Floor Plan

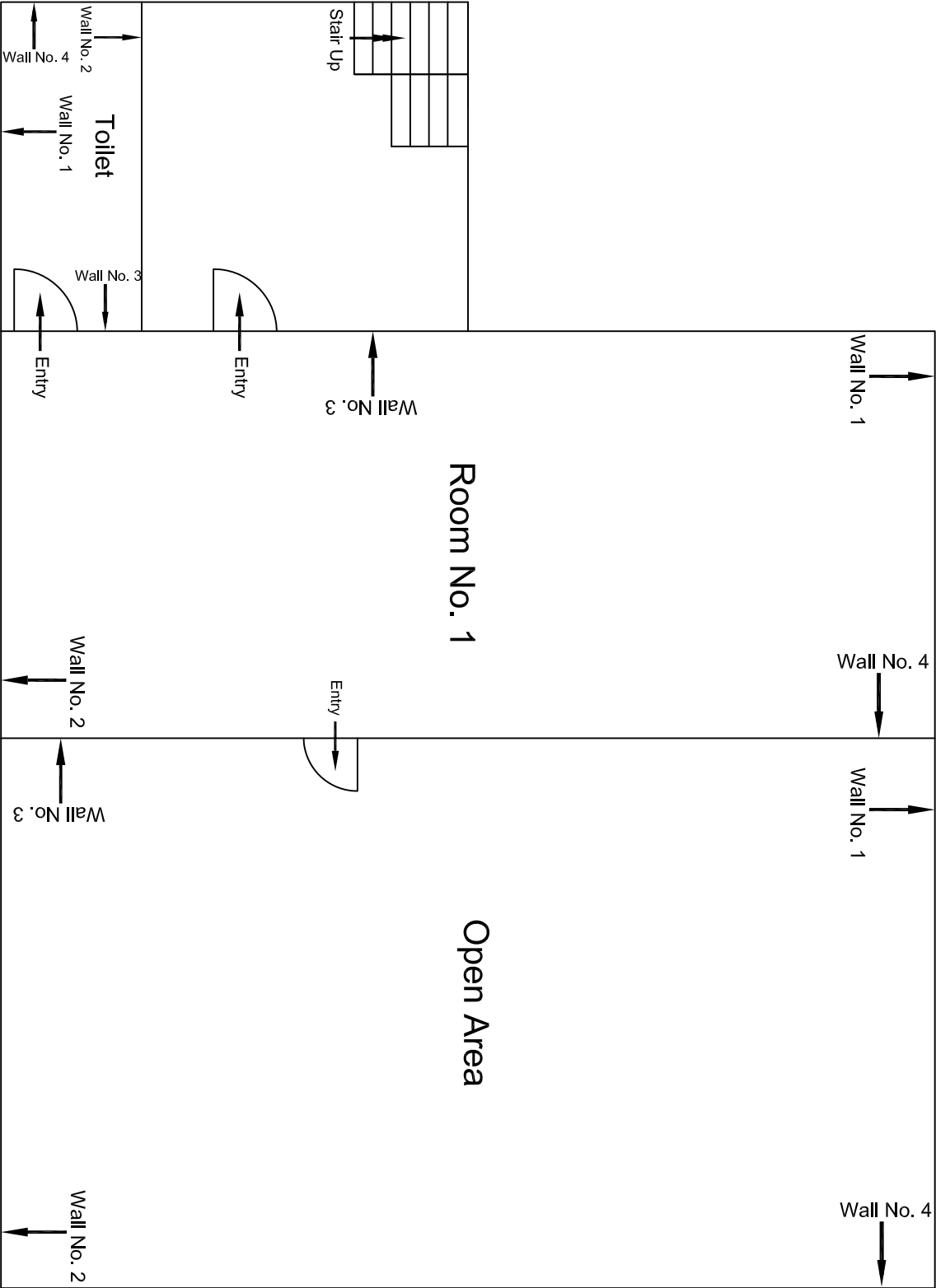
				CONSULTANT:	MAIN CONTRACTOR:	SUB-CONTRACTOR:	PROJECT TITLE: Design and Construction of Tunnel between Chandpole & Badi Choupar and reversal line by Shield TBM, Underground Metro Stations at Choti Choupar and Badi Choupar by Cut & Cover methods on East West Corridor of Jaipur Metro Phase 1B		
				OMIKRON KAPPA-INDUS	CEC	AIMIL LIMITED			
				CONSULTTRANS JV					
				CLIENT:	CONTRACT:				
				DMRC/JIMRC	Jaipur Metro Phase 1B				
00		NP	Dt. PRC	16.11.2013			DRAWING TITLE:	DRAWING NO.:	REVISION:
Revision	Description of Revision	Drawn By	Approved By	Date			Ground Floor Plan of Shop No. 355, Chhoti Choupar	AIMIL/ESG/12315/ CC-BC-DN-0012-355 /01	R0
							SCALE:		
							Not to Scale		

[illegible]



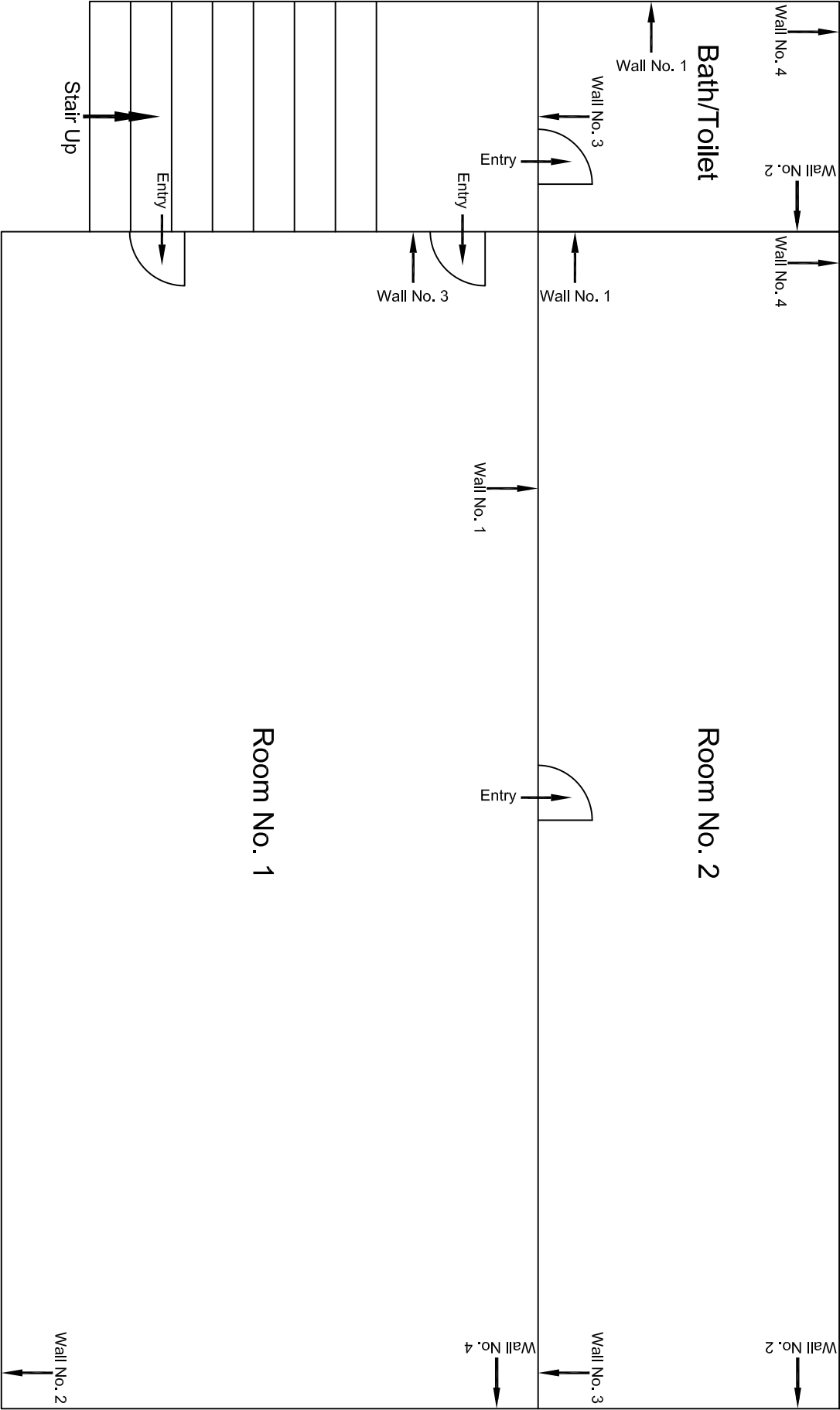
Second Floor Plan

			CONSULTANT:	MAIN CONTRACTOR:	SUB-CONTRACTOR:	PROJECT TITLE: Design and Construction of Tunnel between Chandpole & Badi Choupar and reversal line by Shield TBM, Underground Metro Stations at Chhoti Choupar and Badi Choupar by Cut & Cover methods on East West Corridor of Jaipur Metro Phase 1B		
			OMIKRON KAPPA-INDUS CONSULTRANS JV	CEC	AIMIL LIMITED			
			CLIENT:	CONTRACT:		DRAWING TITLE:	DRAWING NO.:	REVISION:
			DMRC/JMRC	Jaipur Metro Phase 1B		Second Floor Plan of House above Shop No. 354 & 355, Chhoti Chopar	AIML/ESG/12315/ CC-BC-DN-0012-FF-TF /02	
00		NP	Dt. PRC				SCALE:	
Revision	Description of Revision	Drawn By	Approved By	Date			Not to Scale	R0



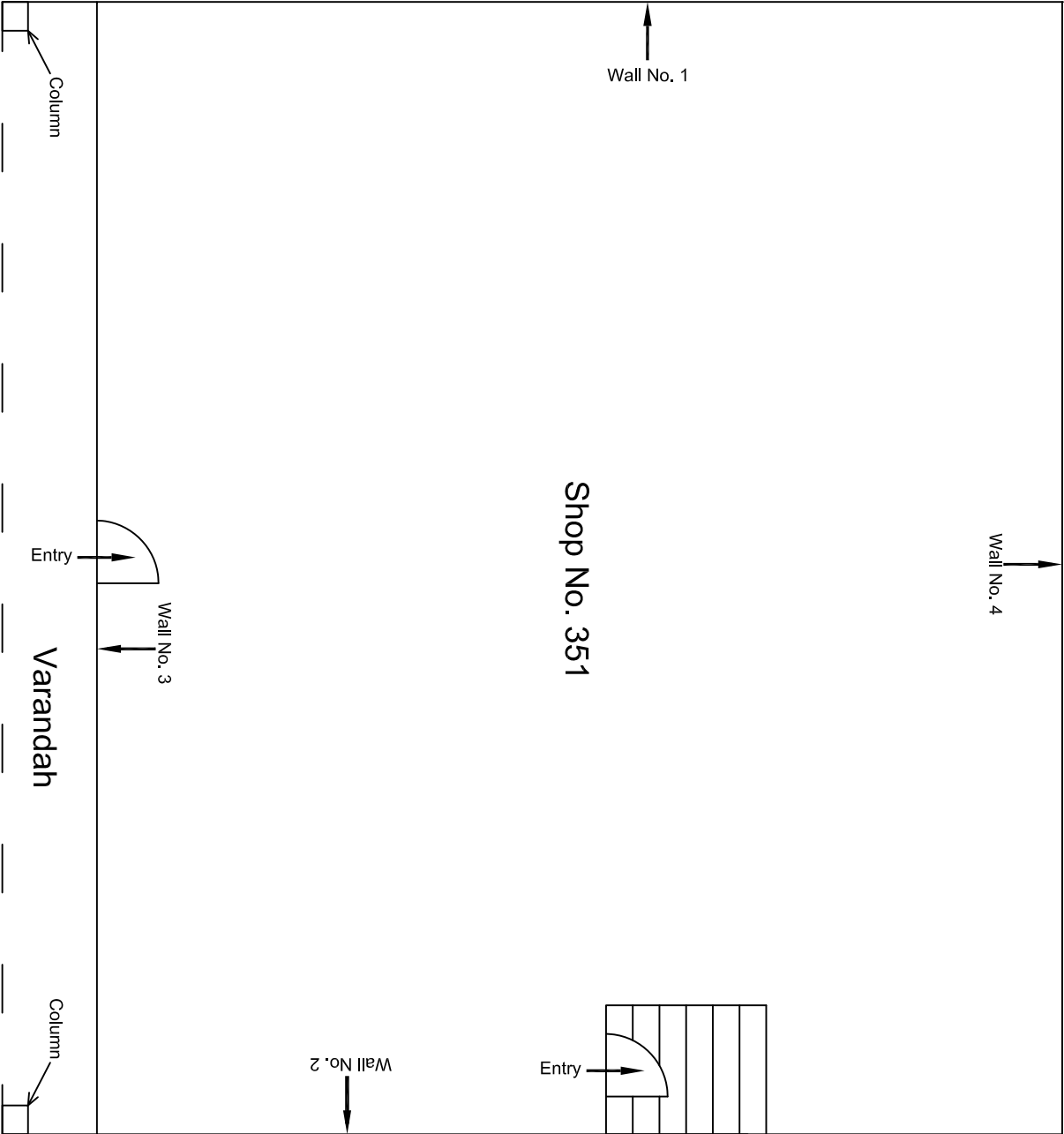
Third Floor Plan

					CONSULTANT: OMIKRON KAPPA-INDUS CONSULTRANS JV		MAIN CONTRACTOR: CEC		SUB-CONTRACTOR: AIMIL LIMITED		PROJECT TITLE: Design and Construction of Tunnel between Chandpole & Badi Choupar and reversal line by Shield TBM, Underground Metro Stations at Chhoti Choupar and Badi Choupar by Cut & Cover methods on East West Corridor of Jaipur Metro Phase 1B			
					CLIENT: DMRC/JMRC		CONTRACT: Jaipur Metro Phase 1B				DRAWING TITLE: Third Floor Plan of House above Shop No. 354 & 355, Chhoti Choupar			
00		NP	Dr. PRC	16.11.2013					DRAWING NO.: AIMIL/ESG/12315/ CC-BC-DN-0012-FF-TF /03		SCALE: Not to Scale		REVISION: R0	
Revision	Description of Revision	Drawn By	Approved By	Date										

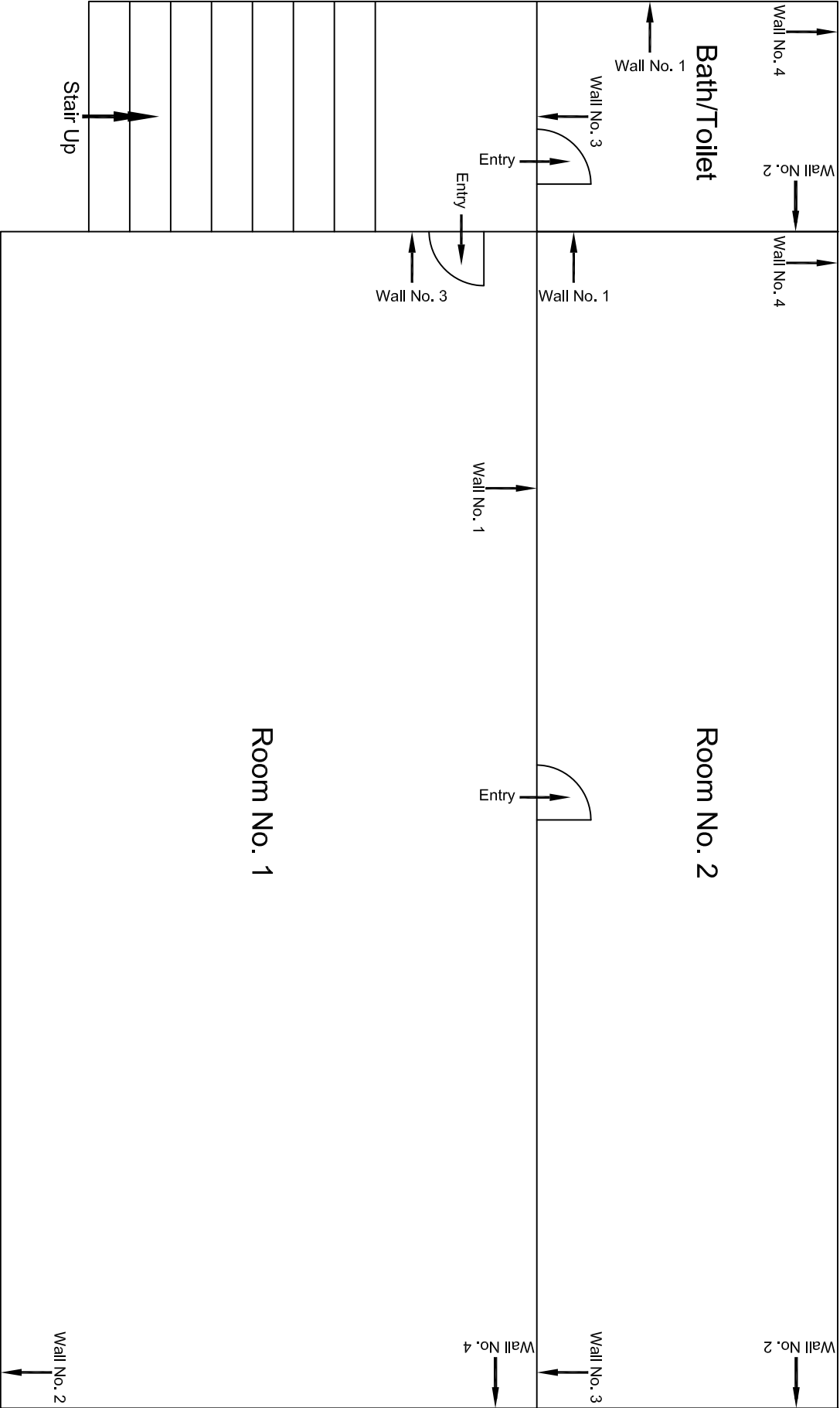


Typical Drawing of First & Second Floor Plan

					CONSULTANT: OMIKRON KAPPA-INDUS CONSULTRANS JV		MAIN CONTRACTOR: CEC		SUB-CONTRACTOR: AIMIL LIMITED		PROJECT TITLE: Design and Construction of Tunnel between Chandpole & Badi Chouper and reversal line by Shield TBM, Underground Metro Stations at Choti Choupar and Badi Choupar by Cut & Cover methods on East West Corridor of Jaipur Metro Phase 1B	
					CLIENT: DMRC/JMRC		CONTRACT: Jaipur Metro Phase 1B				DRAWING TITLE: Typical First & Second Floor Plan of House No. 72 Above Shop No. 352, Tripolia Bazar	
											DRAWING NO.: AIMIL/ESG/12315/ CC-BC-DN-0014-FF-SF / 01	
00		NP	Dr. PRC	16.11.2013							SCALE: Not to Scale	REVISION: R0
Revision	Description of Revision	Drawn By	Approved By	Date								

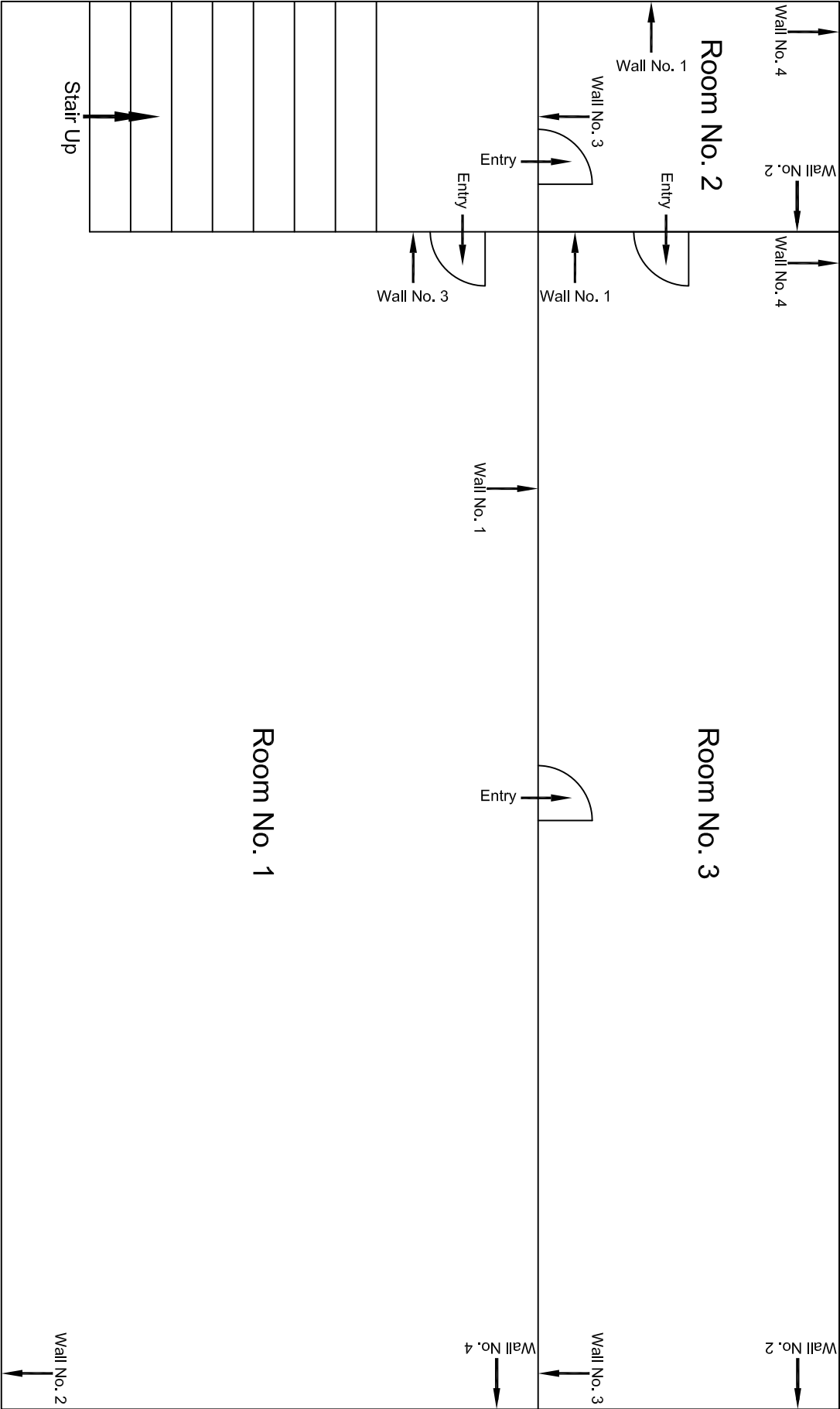


					CONSULTANT: OMIKRON KAPPA-INDUS CONSULTRANS JV	MAIN CONTRACTOR: CEC	SUB-CONTRACTOR: AIMIL LIMITED	PROJECT TITLE: Design and Construction of Tunnel between Chandpole & Badi Chouper and reversal line by Shield TBM, Underground Metro Stations at Choti Choupar and Badi Choupar by Cut & Cover methods on East West Corridor of Jaipur Metro Phase 1B		
					CLIENT: DMRC/JMRC	CONTRACT: Jaipur Metro Phase 1B		DRAWING TITLE: Ground Floor Plan of Shop No. 351, Tripolia Bazar		
00		NP	Dt. PRC	16.11.2013				DRAWING NO.: AIMIL/ESG/12315/ CC-BC-DN-0015-351 / 01	SCALE: Not to Scale	REVISION: R0
Revision	Description of Revision	Drawn By	Approved By	Date						



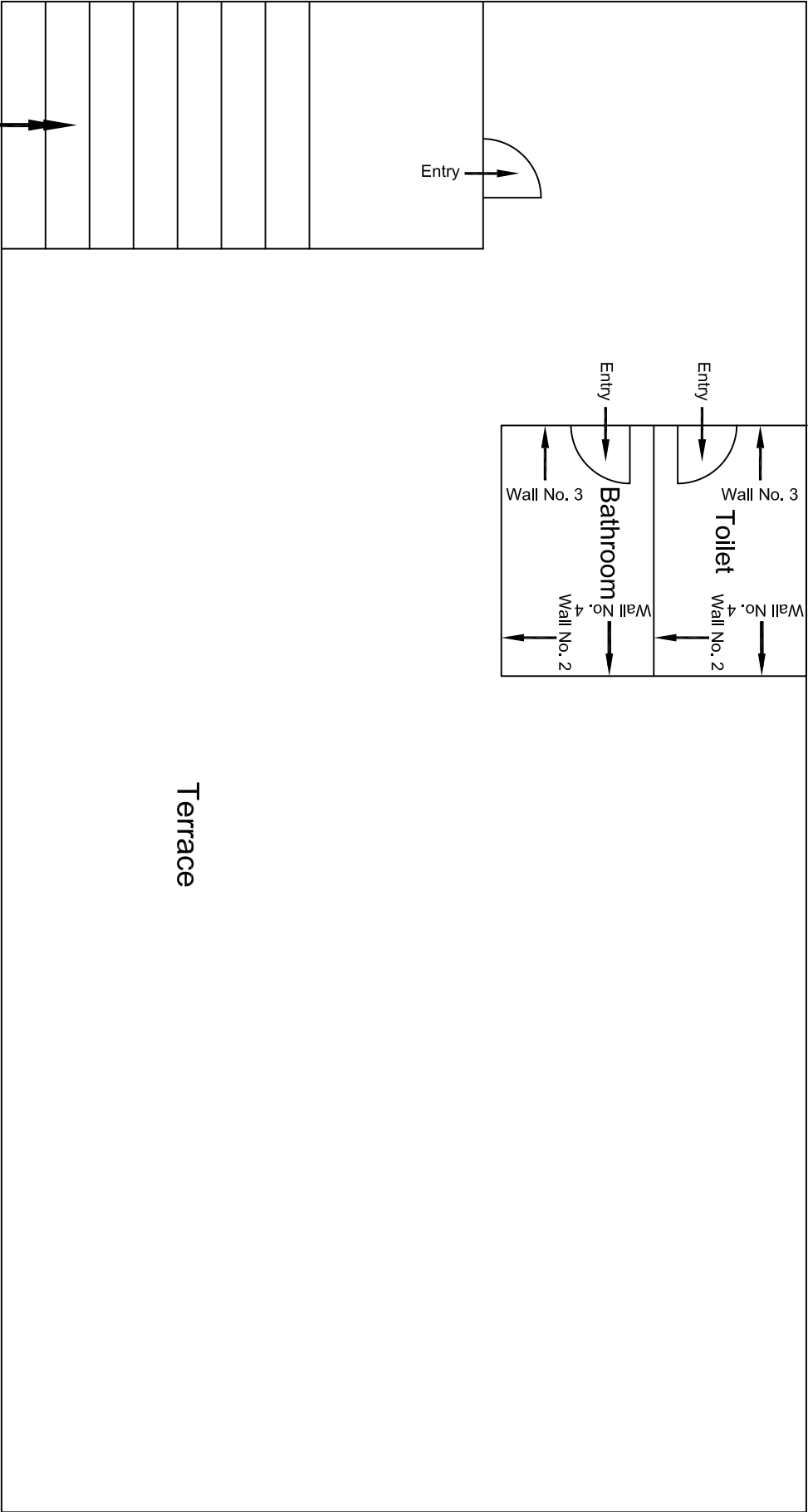
Typical Drawing of First & Second Floor Plan

					CONSULTANT: OMIKRON KAPPA-INDUS CONSULTTRANS JV	MAIN CONTRACTOR: CEC	SUB-CONTRACTOR: AIMIL LIMITED	PROJECT TITLE: Design and Construction of Tunnel between Chandpole & Badi Choupar and reversal line by Shield TBM, Underground Metro Stations at Choti Choupar and Badi Choupar by Cut & Cover methods on East West Corridor of Jaipur Metro Phase 1B		
					CLIENT: DMRC/JMRC	CONTRACT: Jaipur Metro Phase 1B		DRAWING TITLE: Typical First & Second Floor Plan of House No. 70 Above Shop No. 351, Tripolia Bazar		
00		NP	Dr. PRC	16.11.2013				DRAWING NO.: AIMIL/ESG/12315/ CC-BC-DN-0015-FF-TF / 01		
								SCALE: Not to Scale	REVISION: R0	
Revision	Description of Revision	Drawn By	Approved By	Date						



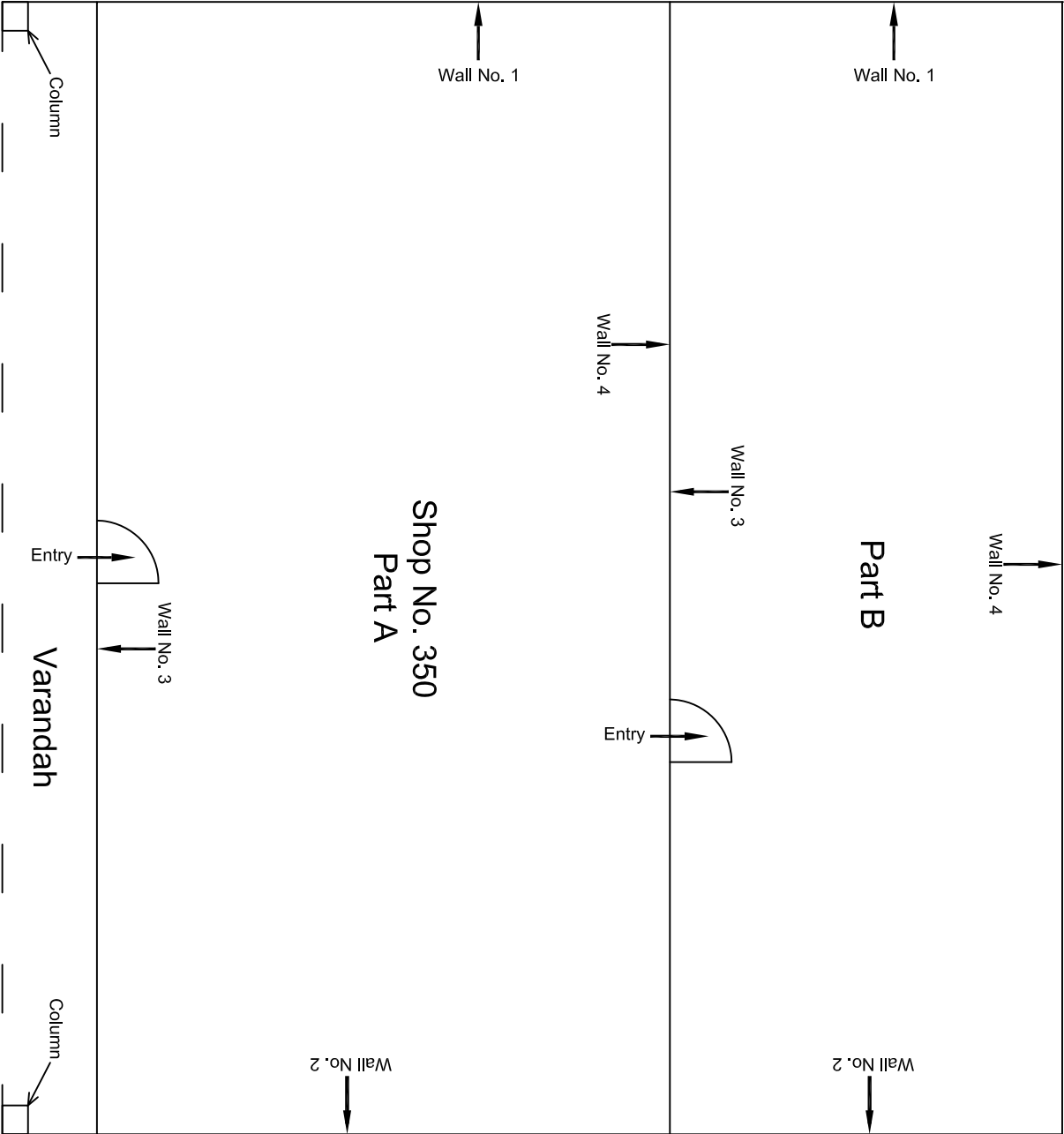
Third Floor Plan

			CONSULTANT: OMIKRON KAPPA-INDUS CONSULTRANS JV		MAIN CONTRACTOR: CEC	SUB-CONTRACTOR: AIMIL LIMITED	PROJECT TITLE: Design and Construction of Tunnel between Chandpole & Badi Choupar and reversal line by Shield TBM, Underground Metro Stations at Choti Choupar and Badi Choupar by Cut & Cover methods on East West Corridor of Jaipur Metro Phase 1B		
			CLIENT: DMRC/JMRC		CONTRACT: Jaipur Metro Phase 1B				
							DRAWING TITLE: Third Floor Plan of House No. 70 Above Shop No. 351, Tripolia Bazar	DRAWING NO.: AIML/ESG/12315/	CC-BC-DN-0015-FF-TF / 02
								SCALE: Not to Scale	REVISION: R0
00		NP	Dr. PRC	16.11.2013					
Revision	Description of Revision	Drawn By	Approved By	Date					

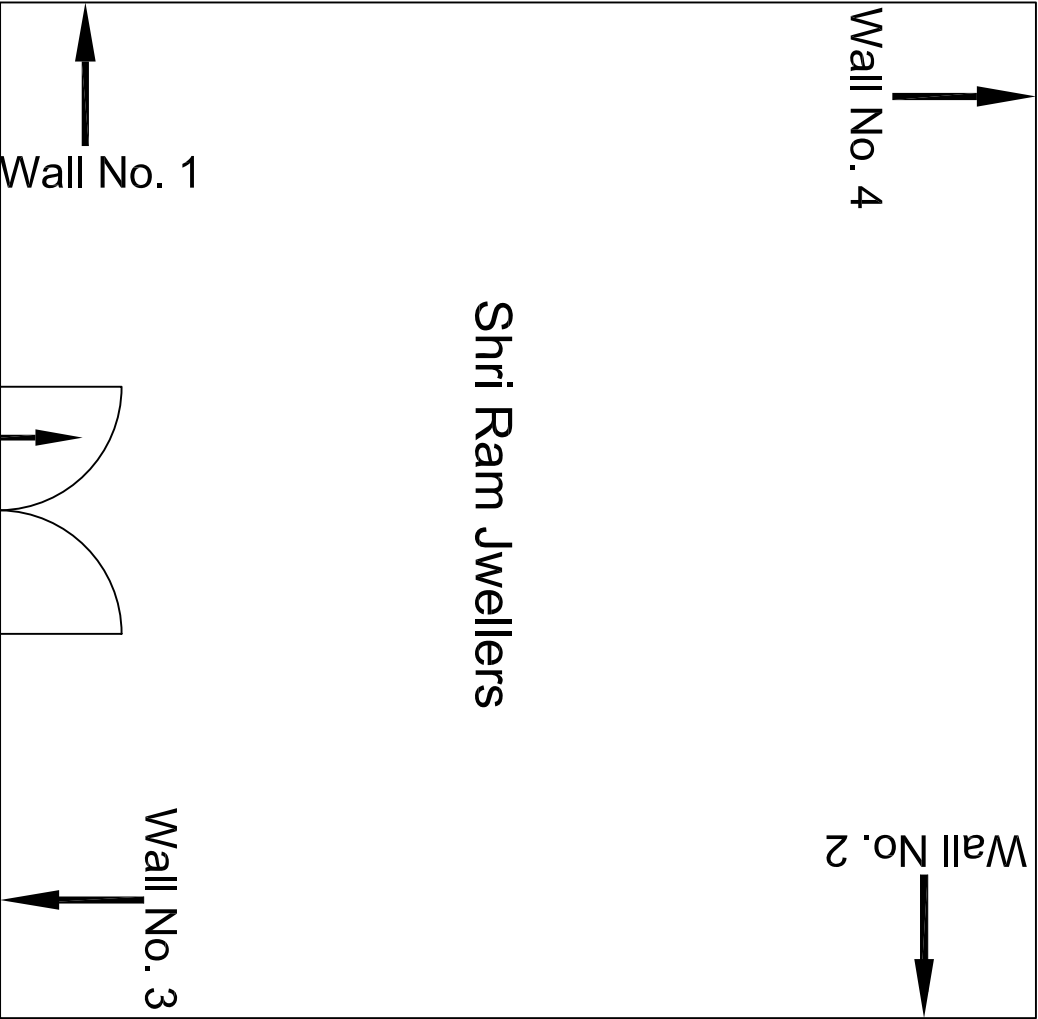


Terrace Floor Plan

					CONSULTANT: OMIKRON KAPPA-INDUS CONSULTRANS JV	MAIN CONTRACTOR: CEC	SUB-CONTRACTOR: AIMIL LIMITED	PROJECT TITLE: Design and Construction of Tunnel between Chandpole & Badi Choupar and reversal line by Shield TBM, Underground Metro Stations at Choti Choupar and Badi Choupar by Cut & Cover methods on East West Corridor of Jaipur Metro Phase 1B			
					CLIENT: DMRC/JMRC	CONTRACT: Jaipur Metro Phase 1B					
00		NP	Dr. PRC	16.11.2013				DRAWING TITLE: Terrace Floor Plan of House No. 70 Above Shop No. 351, Tripolia Bazar		DRAWING NO.: AIML/ESG/12315/ CC-BC-DN-0015-FF-TF / 03	REVISION: R0
Revision	Description of Revision	Drawn By	Approved By	Date				SCALE: Not to Scale			




					CONSULTANT:	MAIN CONTRACTOR:	SUB-CONTRACTOR:	PROJECT TITLE: Design and Construction of Tunnel between Chandpole & Badi Choupar and reversal line by Shield TBM, Underground Metro Stations at Choti Choupar and Badi Choupar by Cut & Cover methods on East West Corridor of Jaipur Metro Phase 1B		
					OMIKRON KAPPA-INDUS	CEC	AIMIL LIMITED			
					CONSULTRANS JV					
					CLIENT:	CONTRACT:				
					DMRC/JIMRC	Jaipur Metro Phase 1B		DRAWING TITLE:	DRAWING NO.:	REVISION:
								Ground Floor Plan of Shop	AIMIL/ESG/12315/ CC-BC-DN-0015-350 / 01	
00		NP	Dr. PRC	16.11.2013				No. 350, Tripolia Bazar	SCALE:	R0
Revision	Description of Revision	Drawn By	Approved By	Date					Not to Scale	



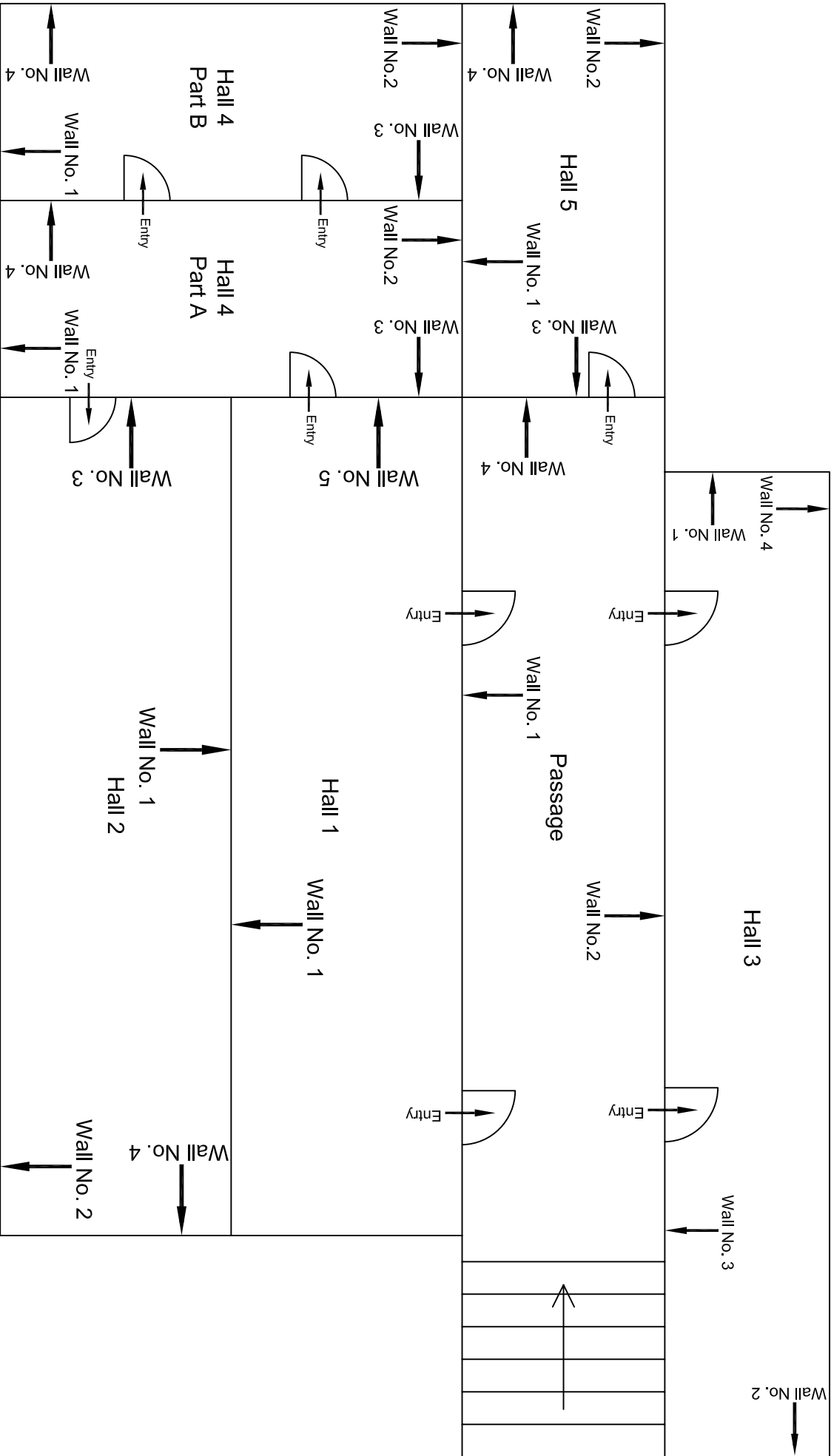
Ground Floor Plan

				CONSULTANT:	OMIKRON KAPPA - INDUS CONSULTRANS JV	MAIN CONTRACTOR:	CEC	SUB-CONTRACTOR:	AIMIL LIMITED	PROJECT TITLE:	Design and Construction of Tunnel between Chandpole & Badi Choupar and reversal line by Shield TBM, Underground Metro Stations at Choti Choupar and Badi Choupar by Cut & Cover methods on East West Corridor of Jaipur Metro Phase 1B		
										DRAWING TITLE:	Ground Floor Plan of Shop	DRAWING NO.:	AIMIL/ESG/12315/ CC-BC-DN-0016/011 /01
												SCALE:	Not to Scale
												REVISION:	R0
00				NP	Dt. PRC	16.11.2013							
Revision				Description of Revision	Drawn By	Approved By							
										CLIENT:	DMRC/JMRC		
										CONTRACT:	Jaipur Metro Phase 1B		



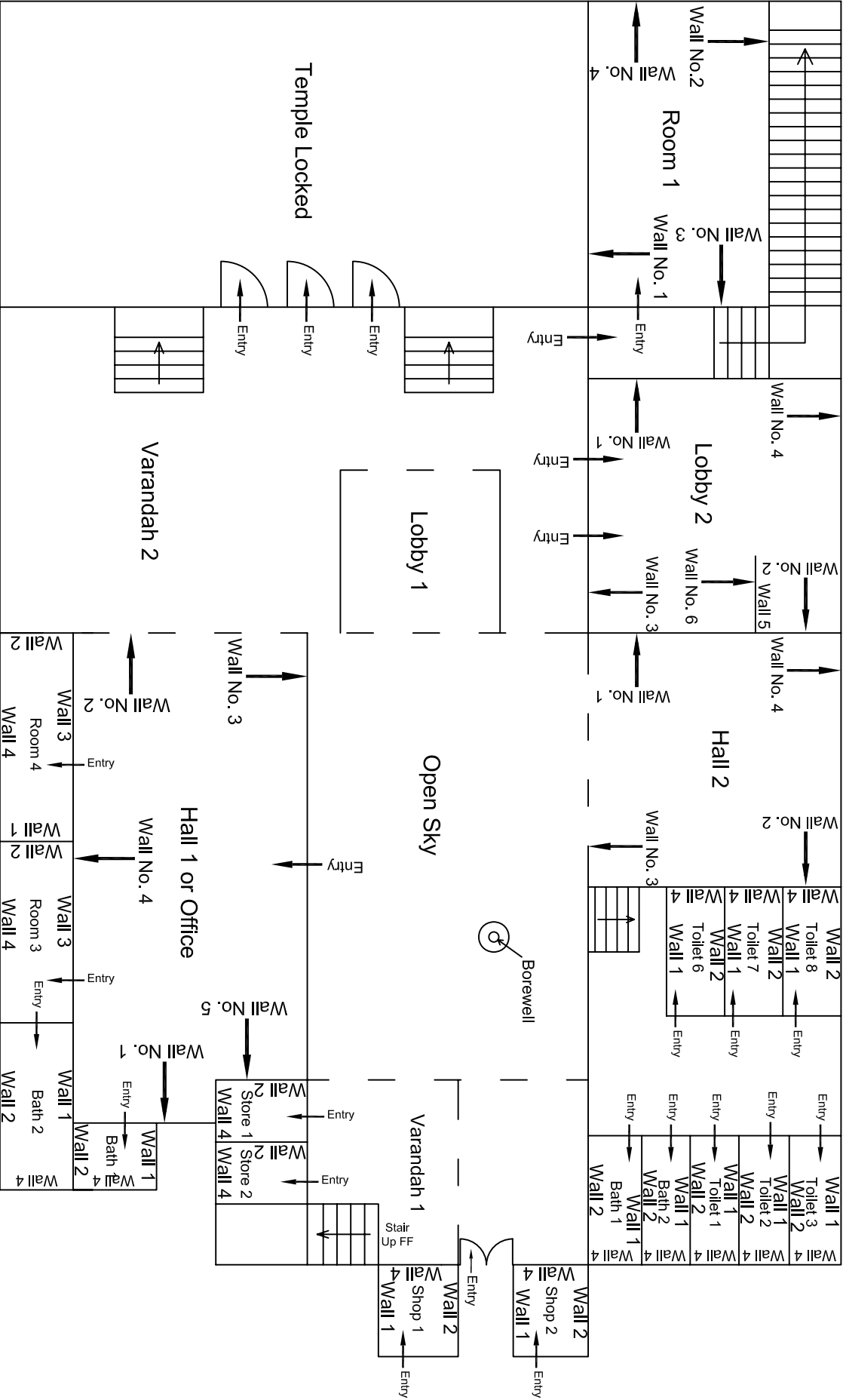
Second Floor Plan

						CONSULTANT: OMIKRON KAPPA - INDUS CONSULTRANS JV	MAIN CONTRACTOR: CEC	SUB-CONTRACTOR: AIMIL LIMITED	PROJECT TITLE: Design and Construction of Tunnel between Chandpole & Badi Choupar and reversal line by Shield TBM. Underground Metro Stations at Choti Choupar and Badi Choupar by Cut & Cover methods on East West Corridor of Jaipur Metro Phase 1B
						CLIENT: DMRC/JMRC	CONTRACT: Jaipur Metro Phase 1B	DRAWING TITLE: Second Floor Plan of Shri Digambar Jain Sanskrit Mahavidyalay H. No. 66	DRAWING NO.: AIMIL/ESG/12315/ CC-BC-DN-0017/School /04
00		NP	Dr. PRC	16.11.2013				SCALE: Not to Scale	REVISION: R0
Revision	Description of Revision	Drawn By	Approved By	Date					



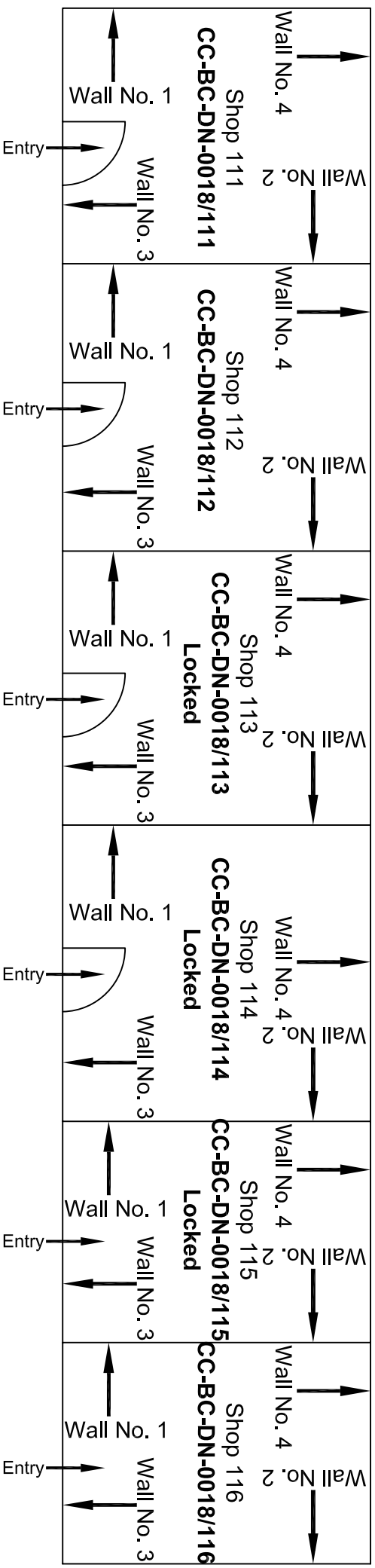
Basement Floor Plan

00		NP	Dr. PRC	16.11.2013	CLIENT: DMRC/JMRC		CONTRACT: Jaipur Metro Phase 1B	SUB-CONTRACTOR: AIMIL LIMITED	
Revision	Description of Revision	Drawn By	Approved By	Date	CONSULTANT: OMIKRON KAPPA - INDUS CONSULTRANS JV			PROJECT TITLE: Design and Construction of Tunnel between Chandpole & Badi Choupar and reversal line by Shield TBM, Underground Metro Stations at Chait Choupar and Badi Choupar by Cut & Cover methods on East West Corridor of Jaipur Metro Phase 1B	
								DRAWING NO.: AIMIL/ESG/12315/ CC-BC-DN-0017/School /01	
								SCALE: Not to Scale	REVISION: R0



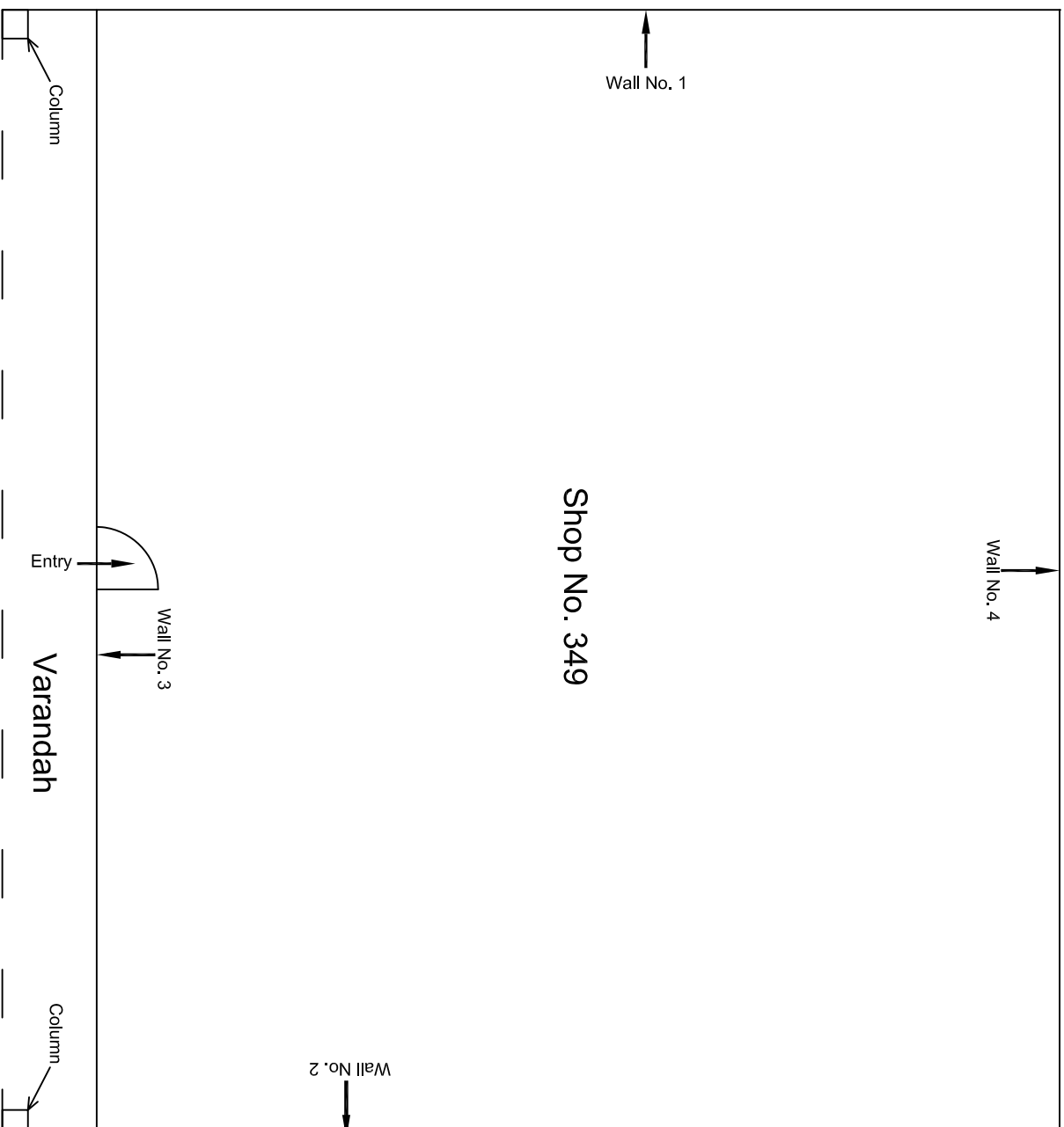
Ground Floor Plan

00									
Revision	Description of Revision	Drawn By	Approved By	Date					
					CONSULTANT:	MAIN CONTRACTOR:	SUB-CONTRACTOR:	PROJECT TITLE:	
					OMIKRON KAPPA - INDUS	CEC	AIMIL LIMITED	Design and Construction of Tunnel between Chandpole & Badi Choupar and reversal line by Shield TBM, Underground Metro Stations at Choti Choupar and Badi Choupar by Cut & Cover methods on East West Corridor of Jaipur Metro Phase 1B	
					CONSULTRANS JV			DRAWING TITLE:	
								Ground Floor Plan of Shri Digambar Jain Sanskrit Mahavidyalaya H. No. 66	
					CLIENT:	CONTRACT:		DRAWING NO.:	
					DMRC/JMRC	Jaipur Metro Phase 1B		AIML/ESG/12315/ CC-BC-DN-0017/School /02	
					NP			SCALE:	
					Dr. PRC			Not to Scale	
					16.11.2013			REVISION:	
								R0	



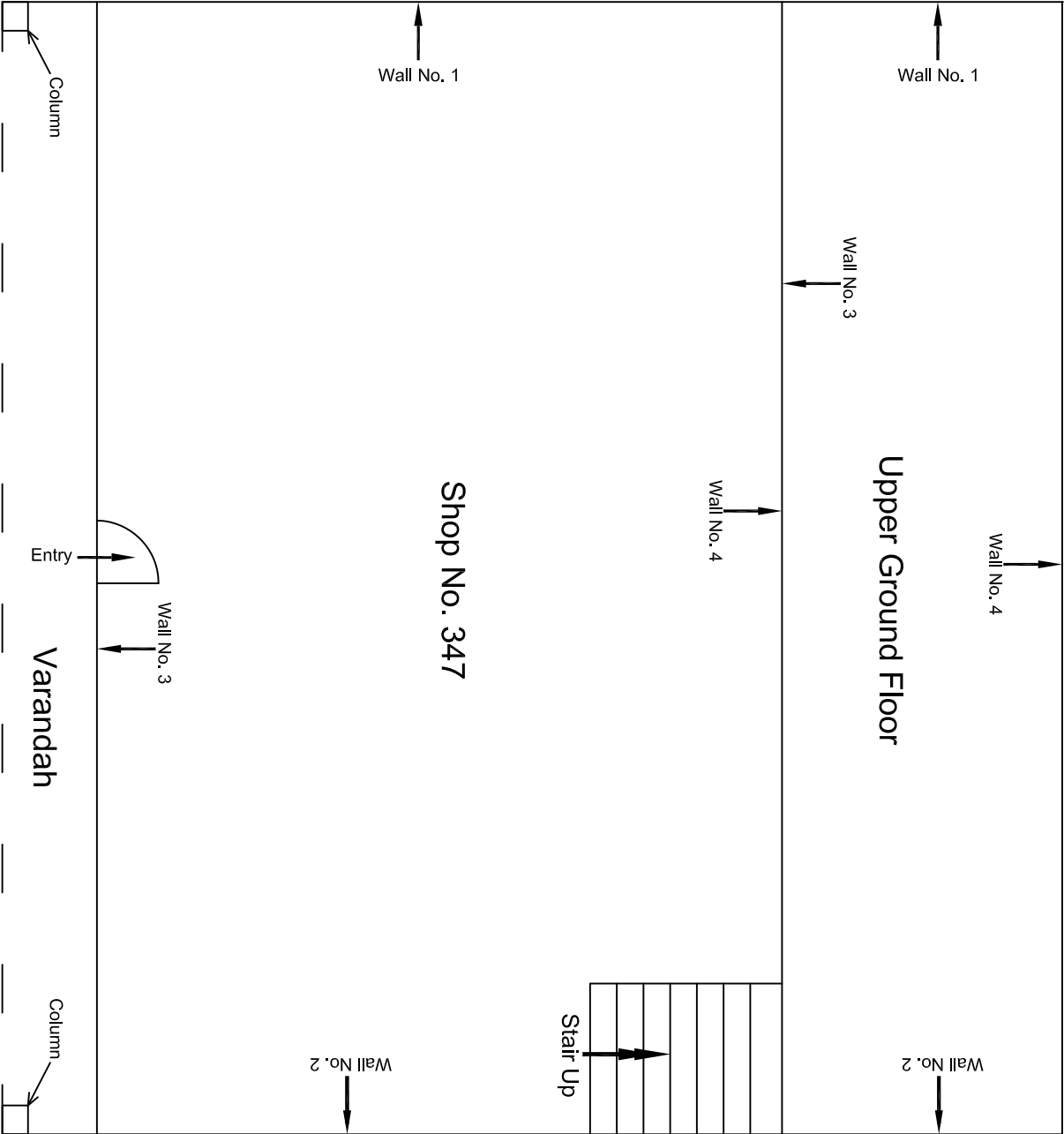
Ground Floor Plan

					CONSULTANT:	MAIN CONTRACTOR:	SUB-CONTRACTOR:	PROJECT TITLE:
					OMIKRON KAPPA - INDUS	CEC	AIMIL LIMITED	Design and Construction of Tunnel between Chandpole & Badi Choupar and reversal line by Shield TBM, Underground Metro Stations at Choti Choupar and Badi Choupar by Cut & Cover methods on East West Corridor of Jaipur Metro Phase 1B
					CONSULTRANS JV			
					CLIENT:	CONTRACT:		DRAWING TITLE:
					DMRC/JMRC	Jaipur Metro Phase 1B		DRAWING NO.: AIMIL/ESG/12315/ CC-BC-DN-0018 /01
00		NP	Dt. PRC 16.11.2013					SCALE: Not to Scale
Revision	Description of Revision	Drawn By	Approved By	Date				REVISION:- R0

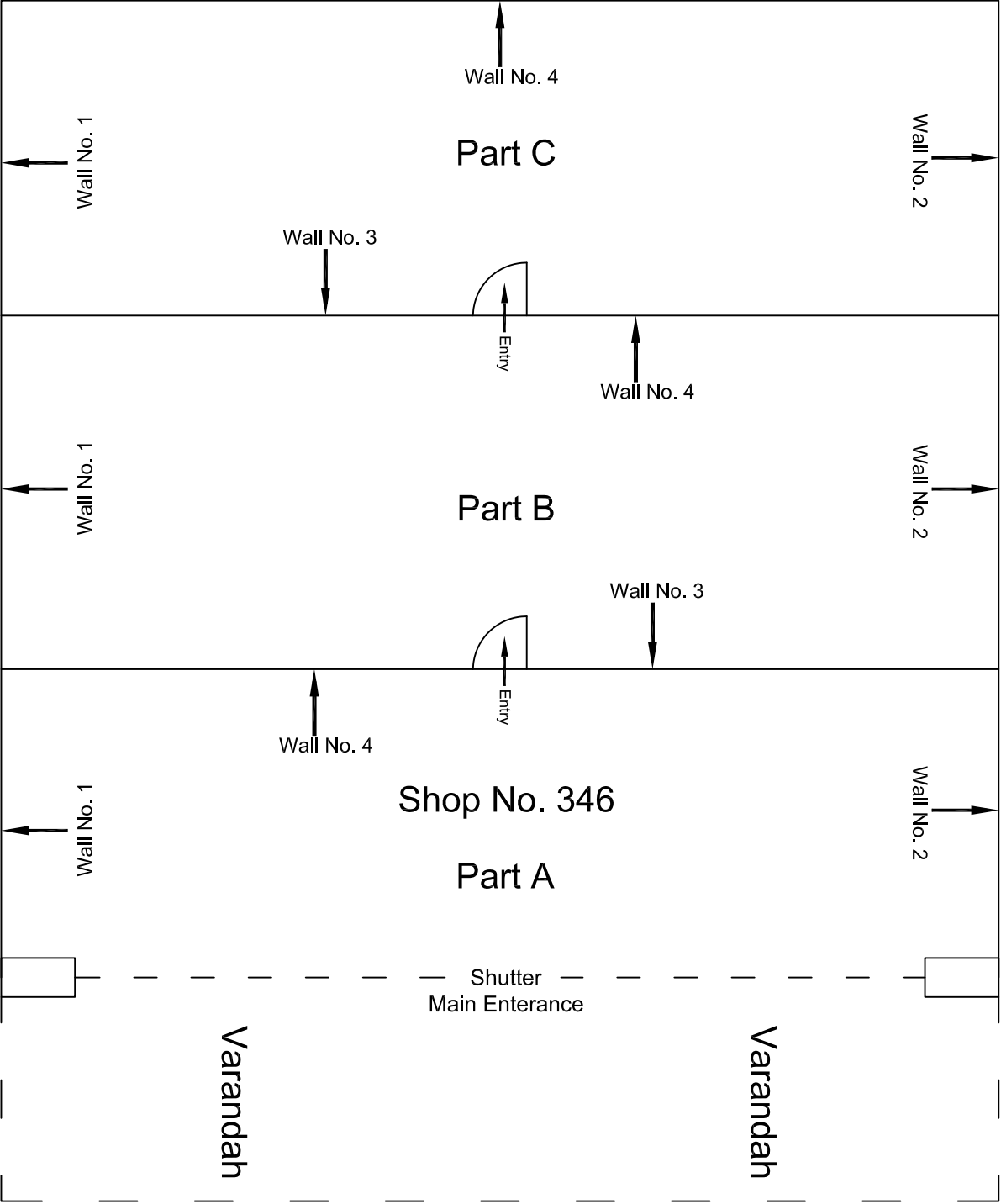


Ground Floor Plan

					CONSULTANT: OMIKRON KAPPA-INDUS CONSULTTRANS JV	MAIN CONTRACTOR: CEC	SUB-CONTRACTOR: AIMIL LIMITED	PROJECT TITLE: Design and Construction of Tunnel between Chandpole & Badi Choupar and reversal line by Shield TBM. Underground Metro Stations at Choti Choupar and Badi Choupar by Cut & Cover methods on East West Corridor of Jaipur Metro Phase 1B	
					CLIENT: DMRC/JMRC	CONTRACT: Jaipur Metro phase 1B		DRAWING TITLE: Ground Floor Plan of Shop No. 349, Tripolia Bazar	
								DRAWING NO.: AIMIL/ESG/12315/ CC-BG-DN-0018-349 / 01	
00		NP	Dr. PRC	16.11.2013				SCALE: Not to Scale	REVISION: R0
Revision	Description of Revision	Drawn By	Approved By	Date					

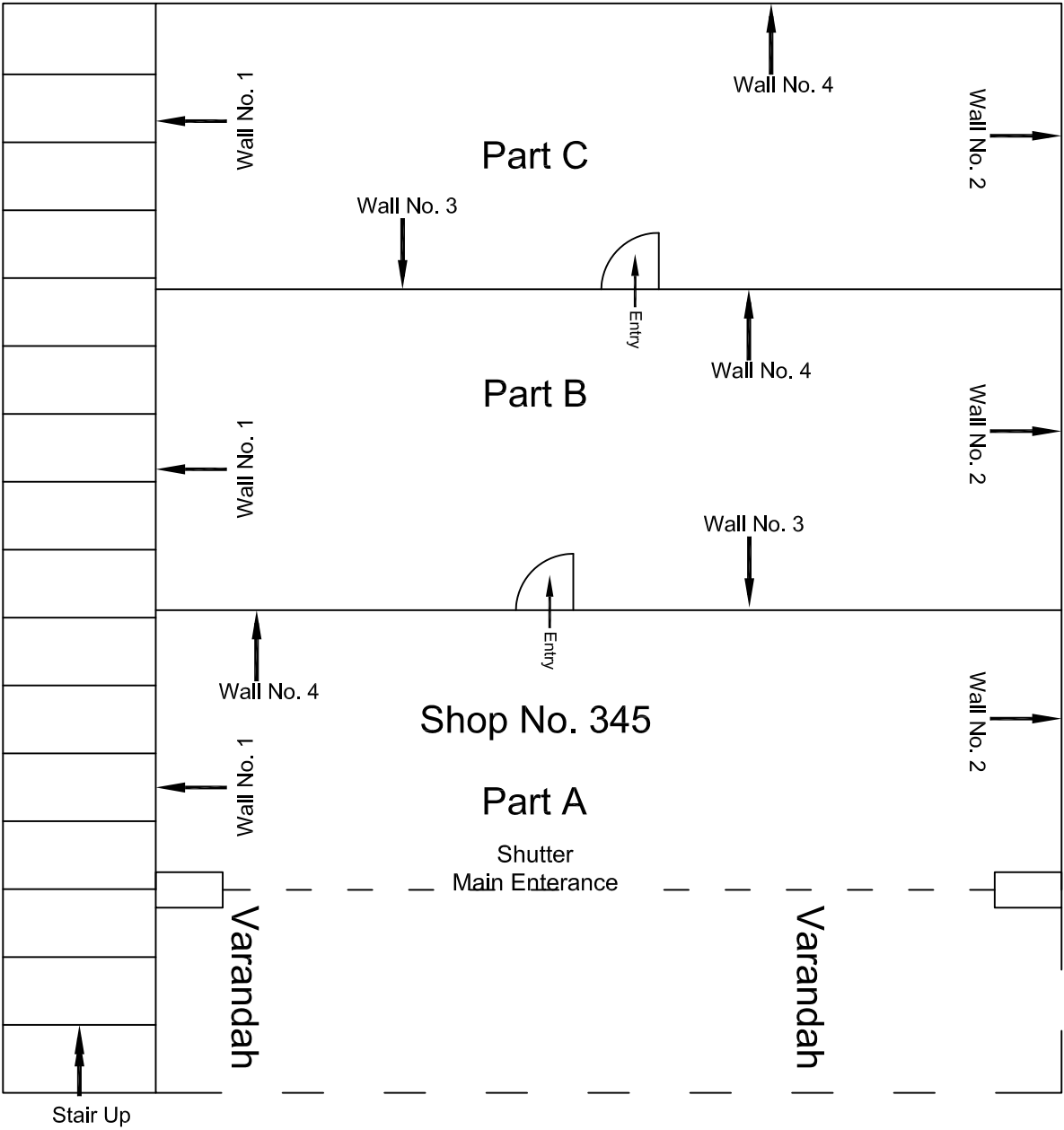


					CONSULTANT: OMIKRON KAPPA-INDUS CONSULTRANS JV	MAIN CONTRACTOR: CEC	SUB-CONTRACTOR: AIMIL LIMITED	PROJECT TITLE: Design and Construction of Tunnel between Chandpole & Badi Chouper and reversal line by Shield TBM, Underground Metro Stations at Choti Choupar and Badi Choupar by Cut & Cover methods on East West Corridor of Jaipur Metro Phase 1B
					CLIENT: DMRC/JMRC	CONTRACT: Jaipur Metro Phase 1B		DRAWING TITLE: Ground Floor Plan of Shop No. 347, Tripolia Bazar
00		NP	Dt. PRC	16.11.2013				DRAWING NO.: AIMIL/ESG/12315/ CC-BC-DN-0018-347 / 01
								SCALE: Not to Scale
								REVISION: R0
Revision	Description of Revision	Drawn By	Approved By	Date				



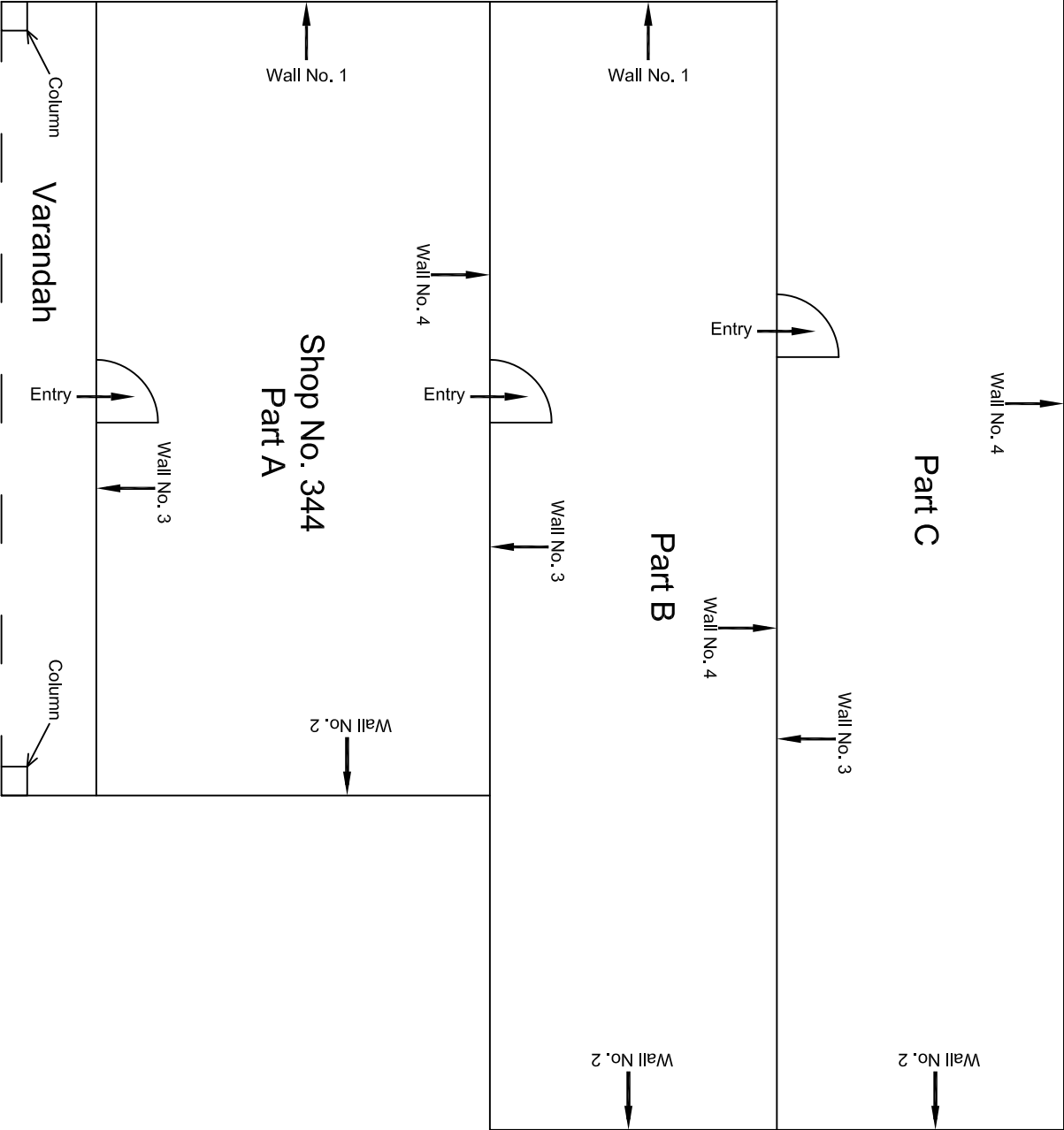
Ground Floor Plan

					CONSULTANT: OMIKRON KAPPA-INDUS CONSULTRANS JV	MAIN CONTRACTOR: CEC	SUB-CONTRACTOR: AIMIL LIMITED	PROJECT TITLE: Design and Construction of Tunnel between Chandpole & Badi Chouper and reversal line by Shield TBM, Underground Metro Stations at Choti Choupar and Badi Choupar by Cut & Cover methods on East West Corridor of Jalpur Metro Phase 1B			
					CLIENT: DMRC/JMRC	CONTRACT: Jaipur Metro Phase 1B		DRAWING TITLE: Ground Floor Plan of Shop No. 346, Tripolia Bazar		DRAWING NO.: AIMIL/ESG/12315/ CC-BC-DN-0018-346 / 01	
00		NP	Dr. PRC	16.11.2013				SCALE: Not to Scale	REVISION: R0		
Revision	Description of Revision	Drawn By	Approved By	Date							

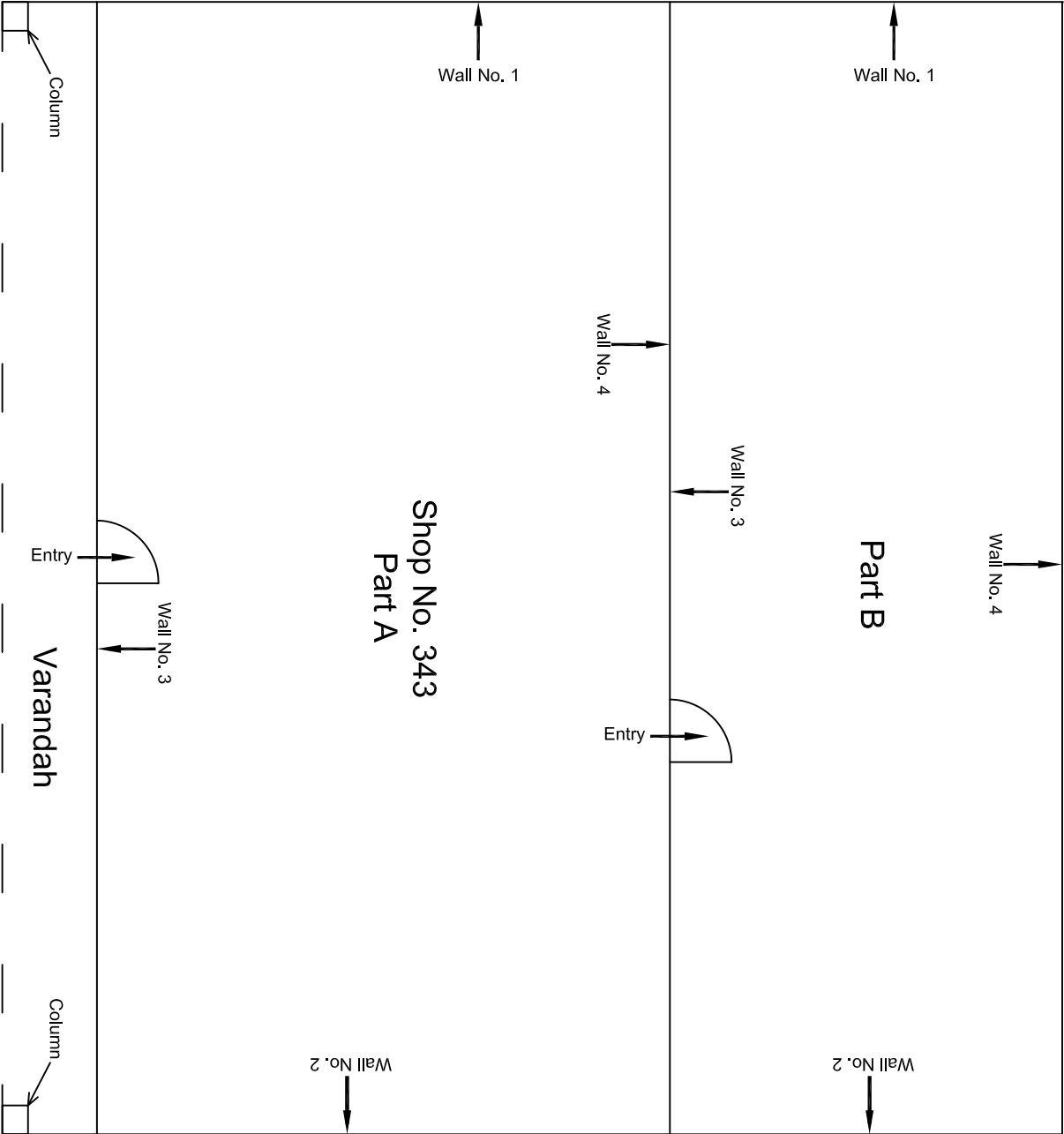


Ground Floor Plan

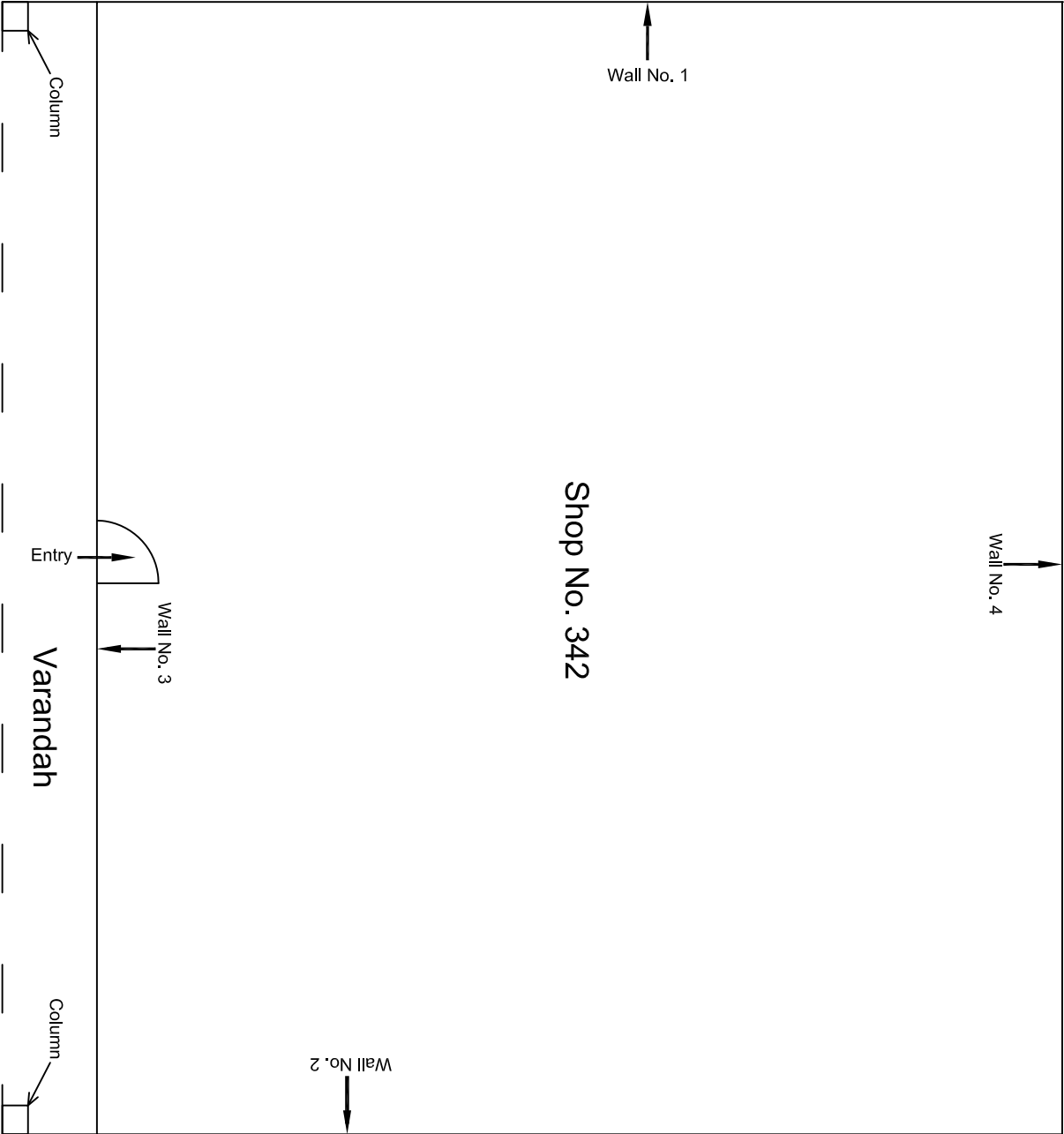
				CONSULTANT: OMIKRON KAPPA-INDUS CONSULTANTS JV	
				CLIENT: DMRC/JMRC	
				MAIN CONTRACTOR: CEC	
				SUB-CONTRACTOR: AIMIL LIMITED	
				PROJECT TITLE: Design and Construction of Tunnel between Chandpole & Badi Choupar and reversal line by Shield TBM, Underground Metro Stations at Choti Choupar and Badi Choupar by Cut & Cover methods on East West Corridor of Jaipur Metro Phase 1B	
				DRAWING NO.: AIMIL/ESG/12315/ CC-BC-DN-0018-345 / 01	
				SCALE: Not to Scale	
				REVISION: R0	
00		NP	Dr. PRC	16.11.2013	
Revision	Description of Revision	Drawn By	Approved By	Date	



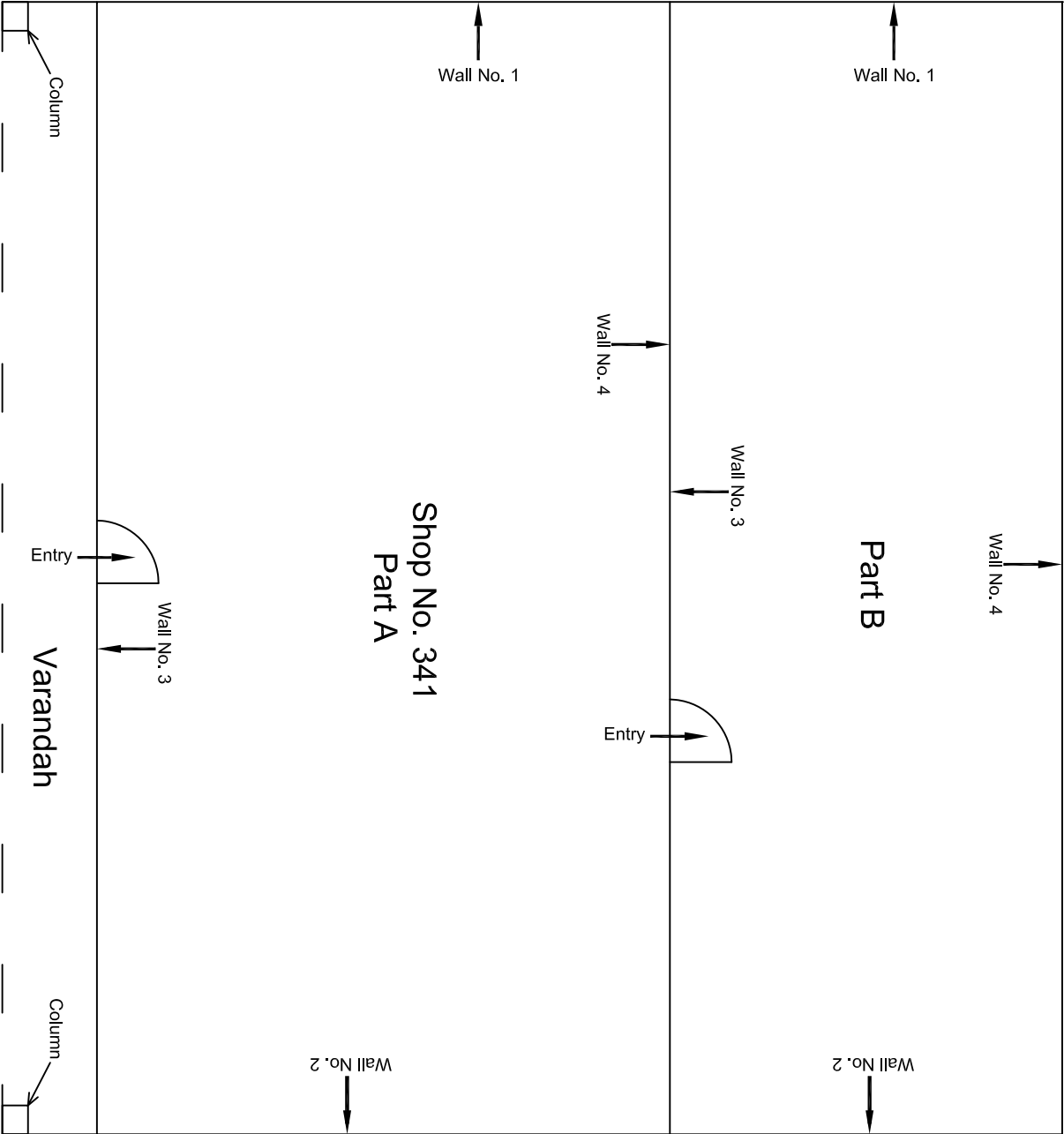
					CONSULTANT: OMIKRON KAPPA-INDUS CONSULTRANS JV		MAIN CONTRACTOR: CEC		SUB-CONTRACTOR: AIMIL LIMITED		PROJECT TITLE: Design and Construction of Tunnel between Chandpole & Badi Choupar and reversal line by Shield TBM, Underground Metro Stations at Choti Choupar and Badi Choupar by Cut & Cover methods on East West Corridor of Jaipur Metro Phase 1B	
					CLIENT: DMRC/JMRC		CONTRACT: Jaipur Metro Phase 1B				DRAWING TITLE: Ground Floor Plan of Shop No. 344, Tripolia Bazar	
											DRAWING NO.: AIMIL/ESG/12315/ CC-BC-DN-0018-344 / 01	
00		NP	Dt. PRC	16.11.2013							SCALE: Not to Scale	REVISION: R0
Revision	Description of Revision	Drawn By	Approved By	Date								



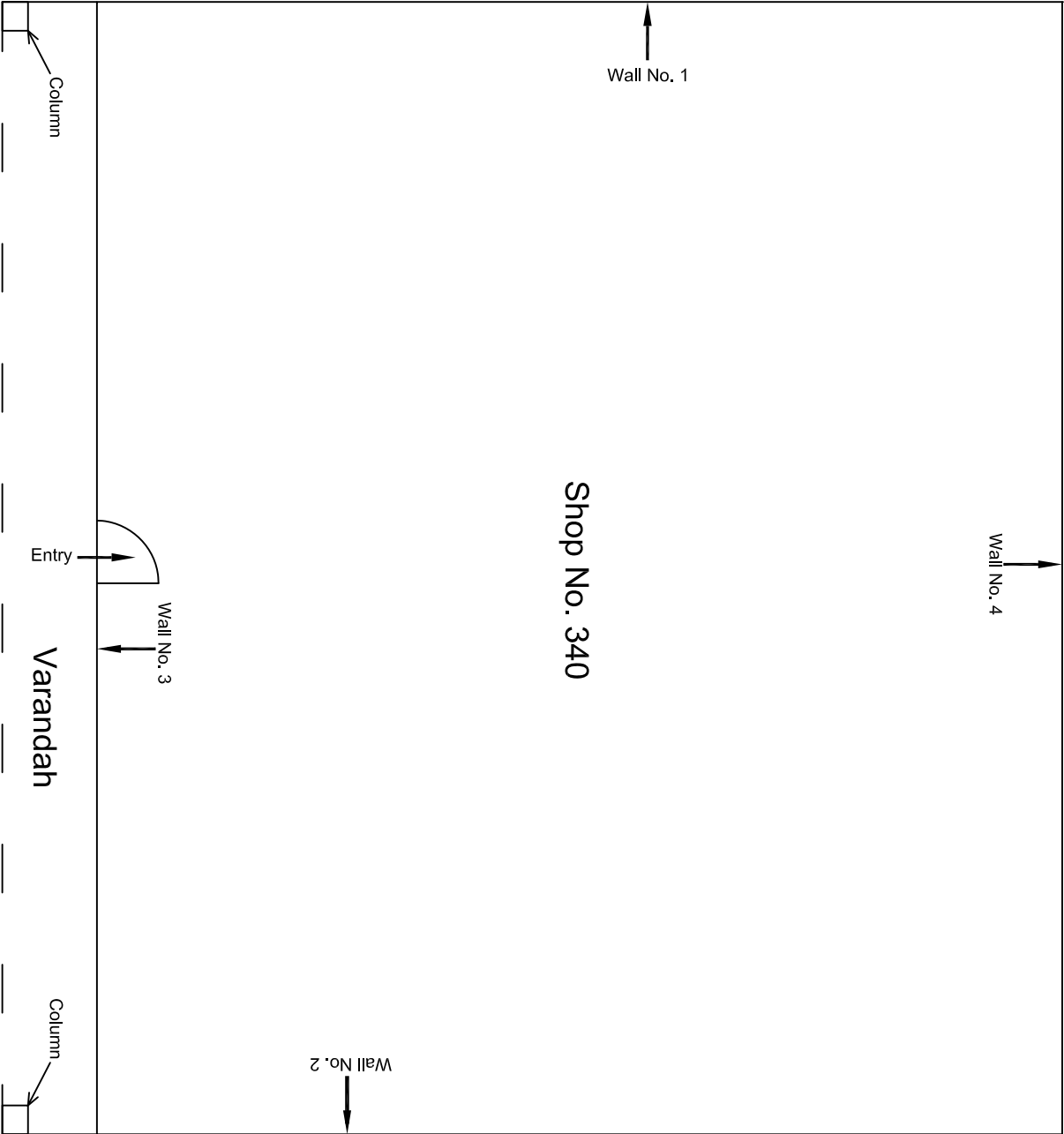
				CONSULTANT:	MAIN CONTRACTOR:	SUB-CONTRACTOR:	PROJECT TITLE:		
				OMIKRON KAPPA-INDUS	CEC	AIMIL LIMITED	Design and Construction of Tunnel between Chandpole & Badi Choupar and reversal line by Shield TBM, Underground Metro Stations at Choti Choupar and Badi Choupar by Cut & Cover methods on East West Corridor of Jaipur Metro Phase 1B		
				CONSULTRANS JV					
				CLIENT:	CONTRACT:		DRAWING TITLE:	DRAWING NO.:	REVISION:
				DMRC/JIMRC	Jaipur Metro Phase 1B		Ground Floor Plan of Shop	AIMIL/ESG/12315/ CC-BC-DN-0018-343 / 01	
00		NP	Dr. PRC	16.11.2013			No. 343, Tripolia Bazar	SCALE:	R0
Revision	Description of Revision	Drawn By	Approved By	Date				Not to Scale	



					CONSULTANT: OMIKRON KAPPA-INDUS CONSULTRANS JV	MAIN CONTRACTOR: CEC	SUB-CONTRACTOR: AIMIL LIMITED	PROJECT TITLE: Design and Construction of Tunnel between Chandpole & Badi Chouper and reversal line by Shield TBM, Underground Metro Stations at Choti Choupar and Badi Choupar by Cut & Cover methods on East West Corridor of Jalpur Metro Phase 1B			
					CLIENT: DMRC/JMRC	CONTRACT: Jaipur Metro Phase 1B		DRAWING TITLE: Ground Floor Plan of Shop No. 342, Tripolia Bazar		DRAWING NO.: AIMIL/ESG/12315/ CC-BC-DN-0018-342 / 01	
00		NP	Dt. PRC	16.11.2013				SCALE: Not to Scale	REVISION: R0		
Revision	Description of Revision	Drawn By	Approved By	Date							

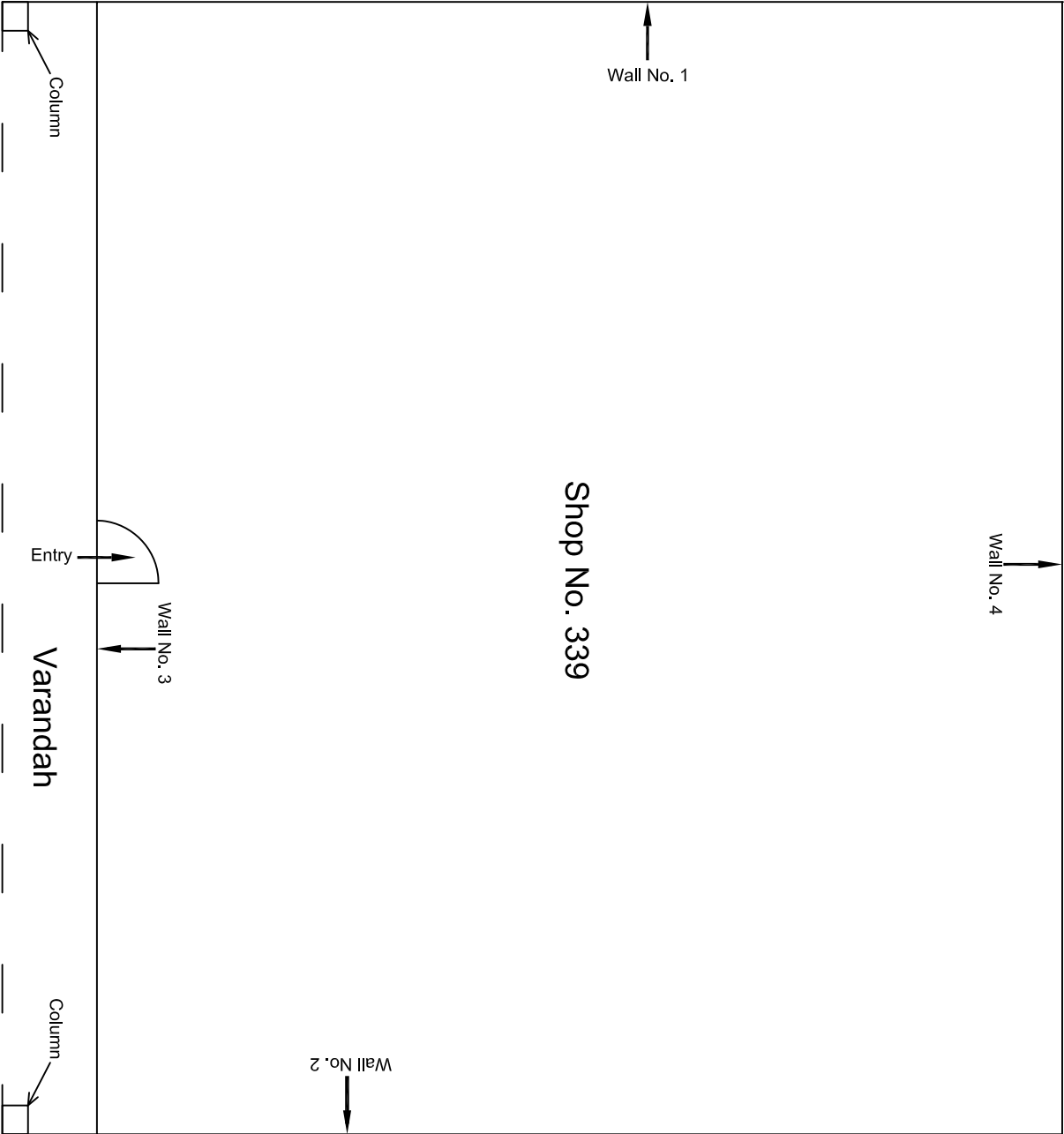


				CONSULTANT:	MAIN CONTRACTOR:	SUB-CONTRACTOR:	PROJECT TITLE: Design and Construction of Tunnel between Chandpole & Badi Choupar and reversal line by Shield TBM, Underground Metro Stations at Choti Choupar and Badi Choupar by Cut & Cover methods on East West Corridor of Jaipur Metro Phase 1B			
				OMIKRON KAPPA-INDUS	CEC	AIMIL LIMITED				
				CONSULTTRANS JV						
				CLIENT:	CONTRACT:					
				DMRC/JIMRC	Jaipur Metro Phase 1B		DRAWING TITLE:	DRAWING NO.:	SCALE:	REVISION:
00		NP	Dt. PRC	16.11.2013			Ground Floor Plan of Shop No. 341, Tripolia Bazar	AIMIL/ESG/12315/ CC-BC-DN-0018-341 / 01	Not to Scale	R0
Revision	Description of Revision	Drawn By	Approved By	Date						

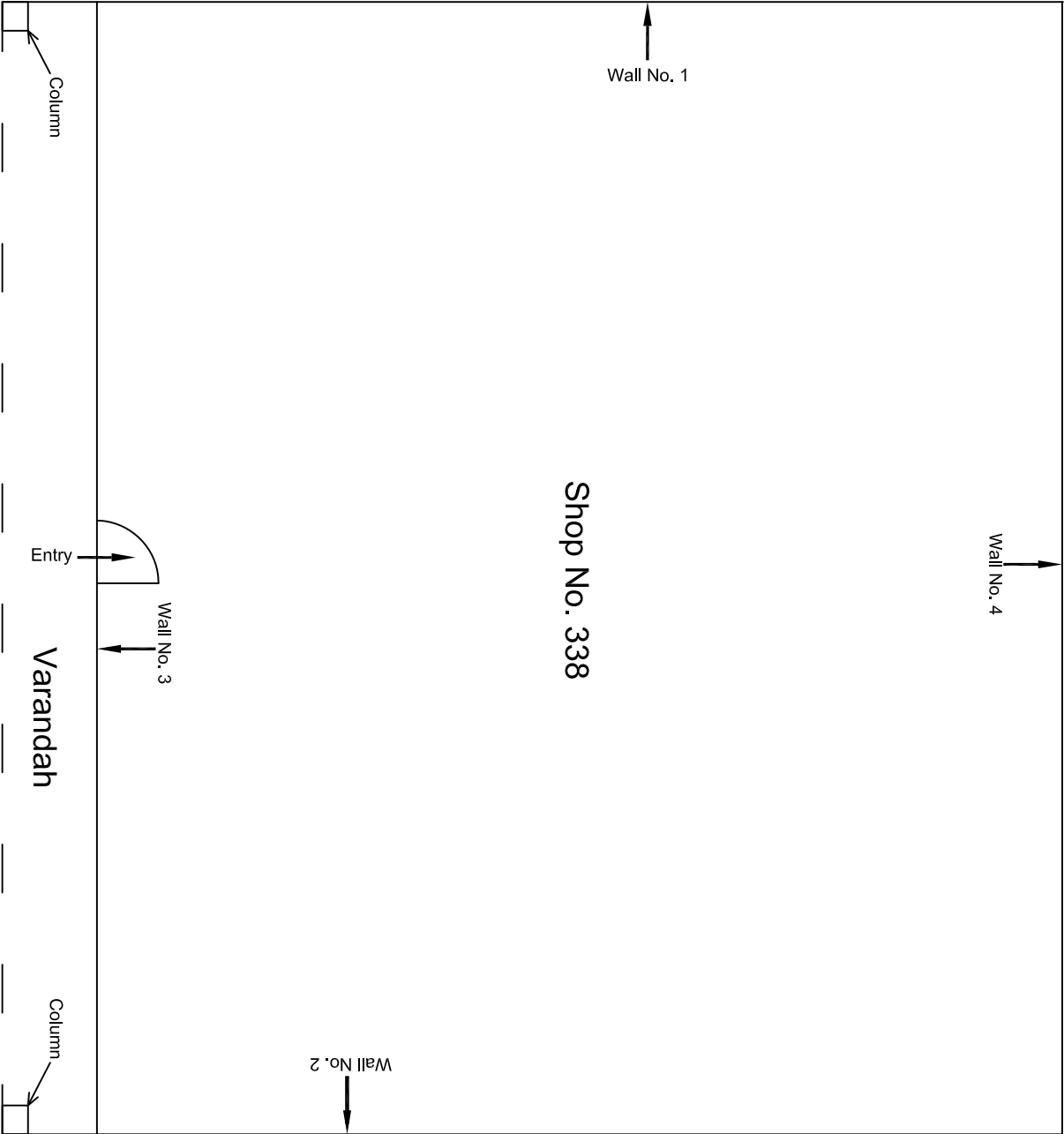


Ground Floor Plan

					CONSULTANT: OMIKRON KAPPA-INDUS CONSULTRANS JV	MAIN CONTRACTOR: CEC	SUB-CONTRACTOR: AIMIL LIMITED	PROJECT TITLE: Design and Construction of Tunnel between Chandpole & Badi Chouper and reversal line by Shield TBM, Underground Metro Stations at Choti Choupar and Badi Choupar by Cut & Cover methods on East West Corridor of Jaipur Metro Phase 1B			
					CLIENT: DMRC/JMRC	CONTRACT: Jaipur Metro Phase 1B		DRAWING TITLE: Ground Floor Plan of Shop No. 340, Tripolia Bazar		DRAWING NO.: AIMIL/ESG/12315/ CC-BC-DN-0018-340 / 01	
00		NP	Dt. PRC	16.11.2013				SCALE: Not to Scale	REVISION: R0		
Revision	Description of Revision	Drawn By	Approved By	Date							

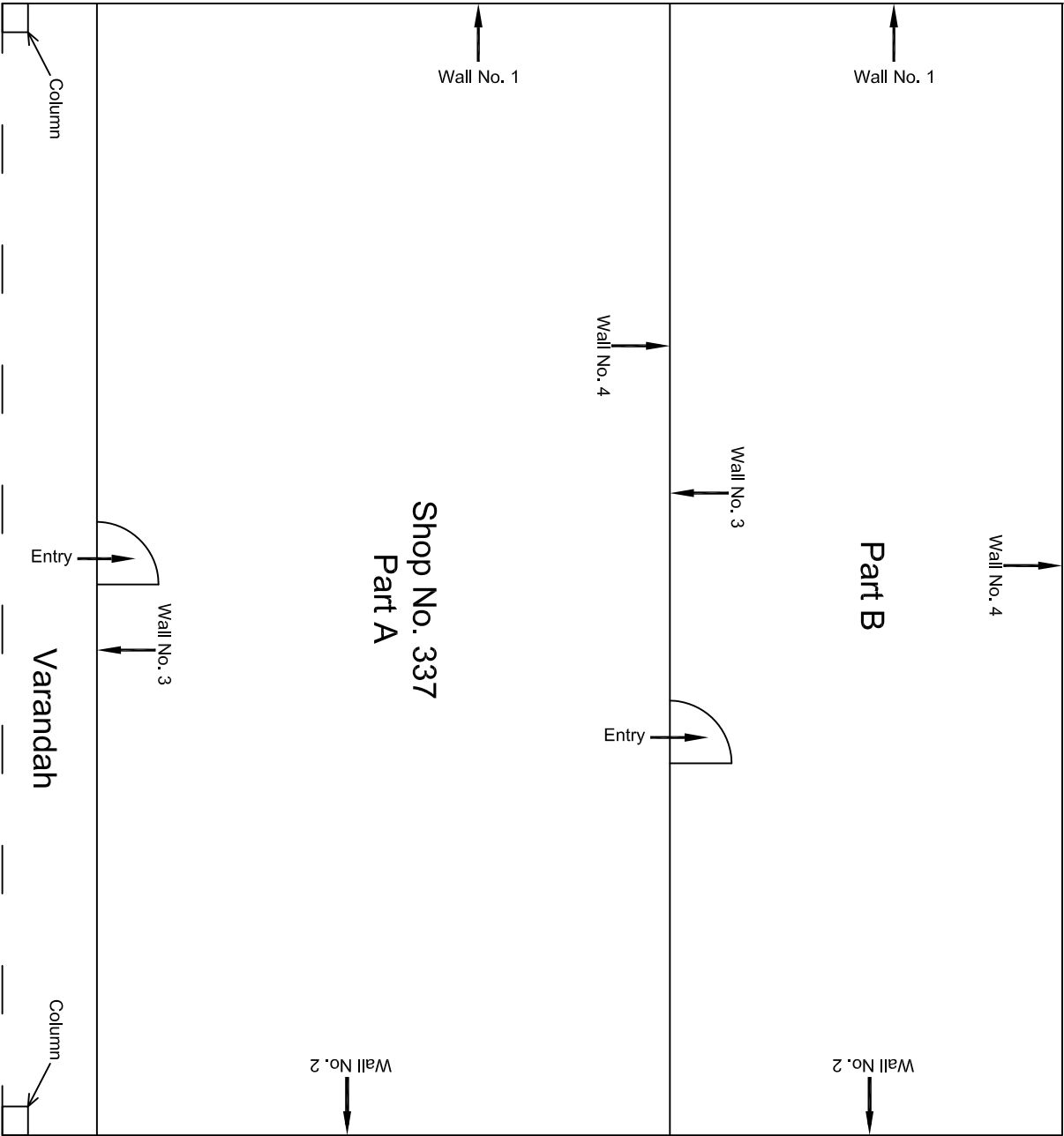


					CONSULTANT: OMIKRON KAPPA-INDUS CONSULTRANS JV	MAIN CONTRACTOR: CEC	SUB-CONTRACTOR: AIMIL LIMITED	PROJECT TITLE: Design and Construction of Tunnel between Chandpole & Badi Chouper and reversal line by Shield TBM, Underground Metro Stations at Choti Choupar and Badi Choupar by Cut & Cover methods on East West Corridor of Jaipur Metro Phase 1B		
					CLIENT: DMRC/JMRC	CONTRACT: Jaipur Metro Phase 1B		DRAWING TITLE: Ground Floor Plan of Shop No. 339, Tripolia Bazar		
00		NP	Dt. PRC	16.11.2013				DRAWING NO.: AIMIL/ESG/12315/ CC-BC-DN-0018-339 / 01	SCALE: Not to Scale	REVISION: R0
Revision	Description of Revision	Drawn By	Approved By	Date						



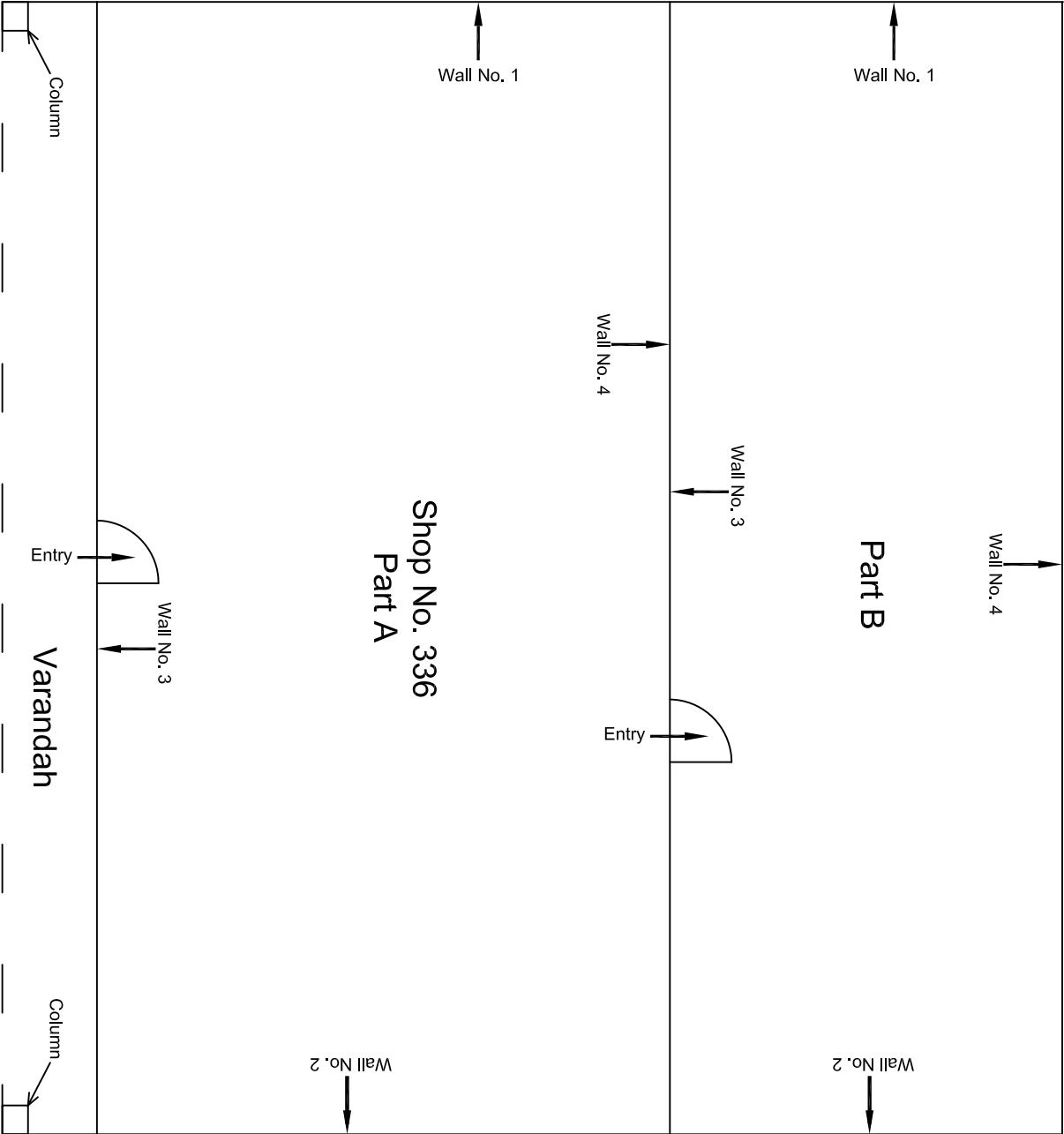
Ground Floor Plan

					CONSULTANT: OMIKRON KAPPA-INDUS CONSULTRANS JV	MAIN CONTRACTOR: CEC	SUB-CONTRACTOR: AIMIL LIMITED	PROJECT TITLE: Design and Construction of Tunnel between Chandpole & Badi Chouper and reversal line by Shield TBM, Underground Metro Stations at Choti Choupar and Badi Choupar by Cut & Cover methods on East West Corridor of Jaipur Metro Phase 1B			
					CLIENT: DMRC/JMRC	CONTRACT: Jaipur Metro Phase 1B		DRAWING TITLE: Ground Floor Plan of Shop No. 338, Tripolia Bazar		DRAWING NO.: AIMIL/ESG/12315/ CC-BC-DN-0018-338 / 01	
00		NP	Dt. PRC	16.11.2013				SCALE: Not to Scale	REVISION: R0		
Revision	Description of Revision	Drawn By	Approved By	Date							



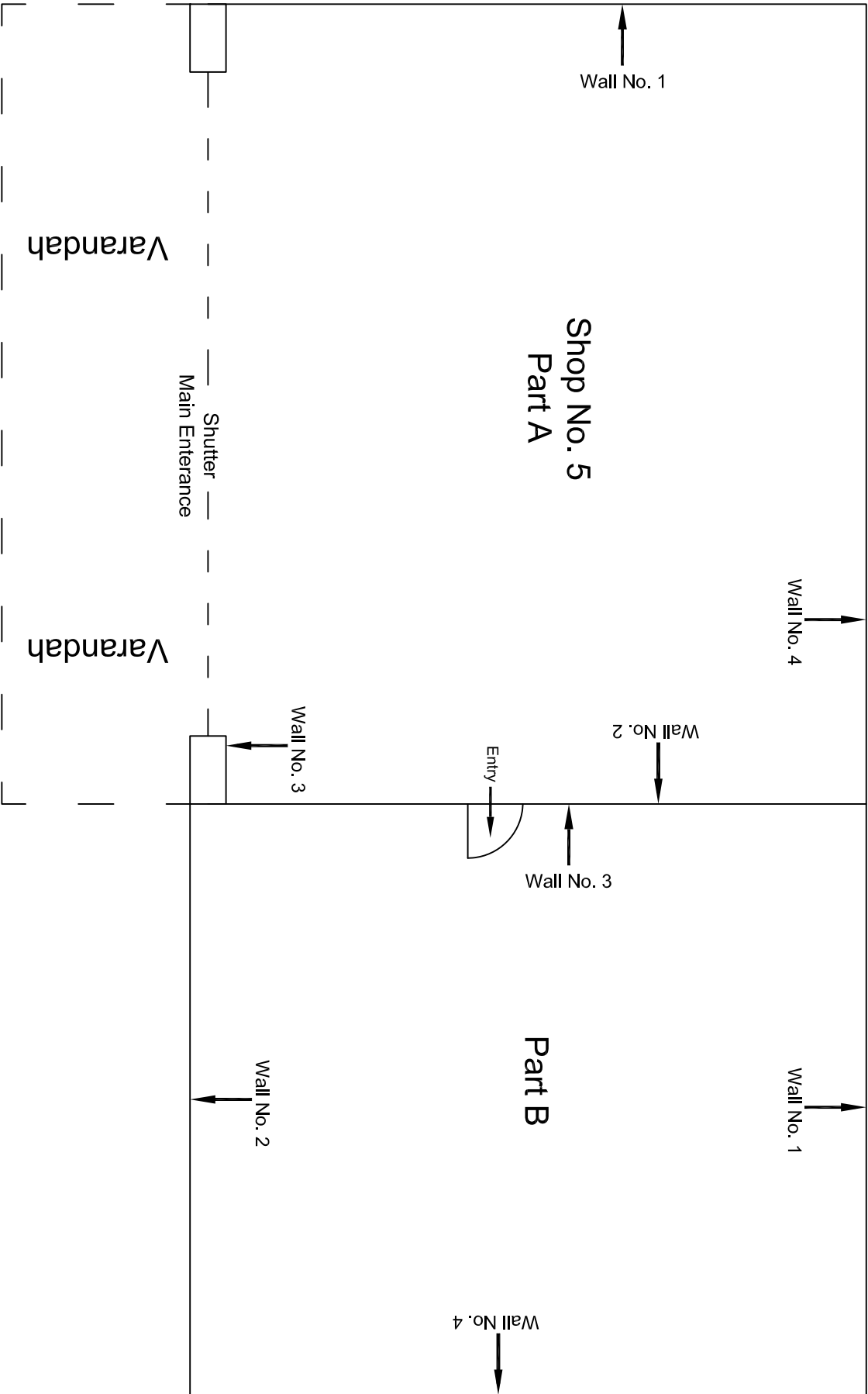
Ground Floor Plan

					CONSULTANT: OMIKRON KAPPA-INDUS CONSULTTRANS JV		MAIN CONTRACTOR: CEC		SUB-CONTRACTOR: AIMIL LIMITED		PROJECT TITLE: Design and Construction of Tunnel between Chandpole & Badi Chouper and reversal line by Shield TBM, Underground Metro Stations at Choti Choupar and Badi Choupar by Cut & Cover methods on East West Corridor of Jaipur Metro Phase 1B	
					CLIENT: DMRC/JMRC		CONTRACT: Jaipur Metro Phase 1B		DRAWING TITLE: Ground Floor Plan of Shop No. 337, Tripolia Bazar			
00		NP	Dr. PRC	16.11.2013					DRAWING NO.: AIMIL/ESG/12315/ CC-BC-DN-0018-337 / 01		REVISION: R0	
Revision	Description of Revision	Drawn By	Approved By	Date			SCALE: Not to Scale					



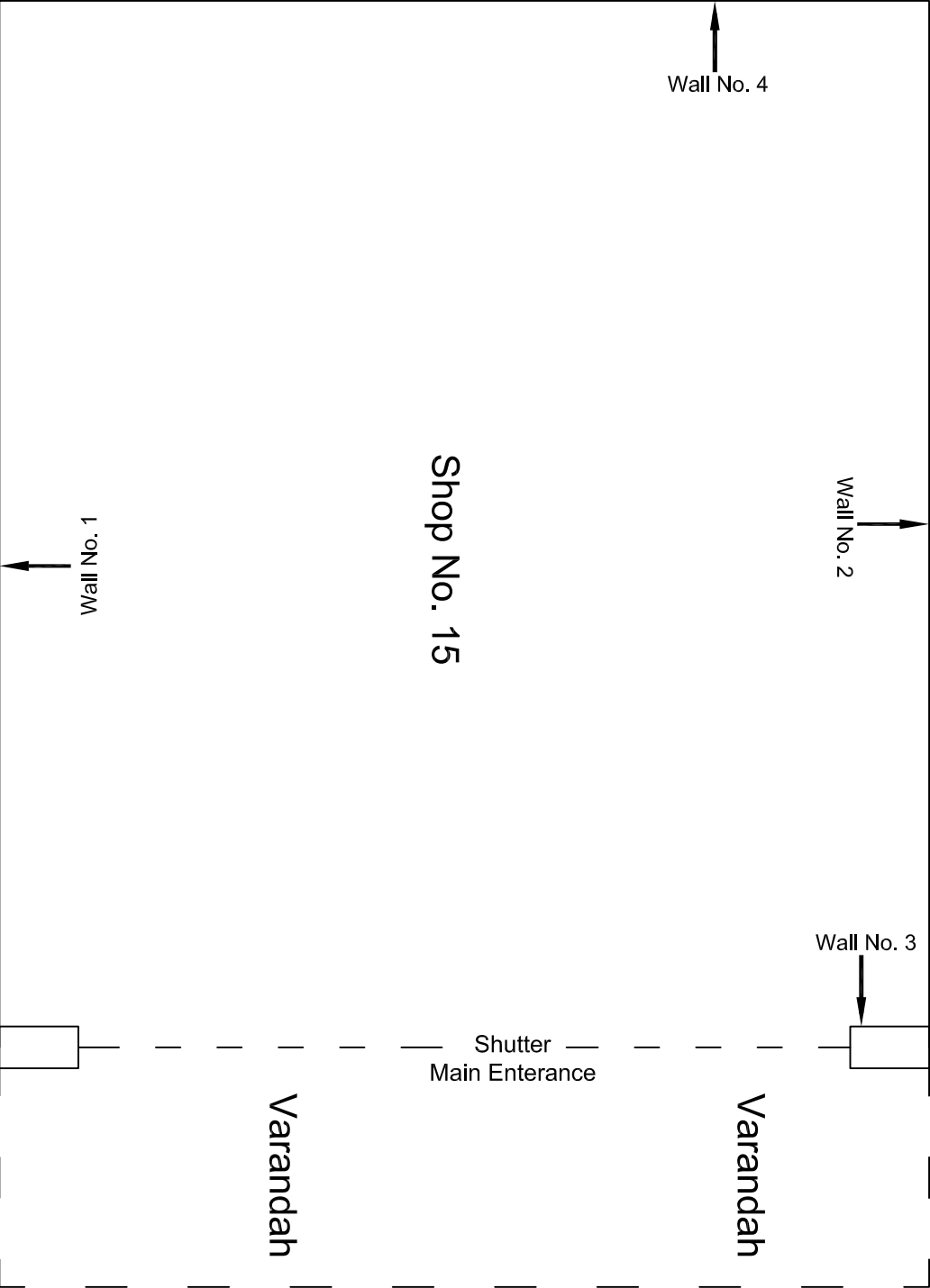
Ground Floor Plan

					CONSULTANT: OMIKRON KAPPA-INDUS CONSULTRANS JV	MAIN CONTRACTOR: CEC	SUB-CONTRACTOR: AIMIL LIMITED	PROJECT TITLE: Design and Construction of Tunnel between Chandpole & Badi Chouper and reversal line by Shield TBM, Underground Metro Stations at Choti Choupar and Badi Choupar by Cut & Cover methods on East West Corridor of Jalpur Metro Phase 1B			
					CLIENT: DMRC/JMRC	CONTRACT: Jaipur Metro Phase 1B		DRAWING TITLE: Ground Floor Plan of Shop No. 336, Tripolia Bazar		DRAWING NO.: AIMIL/ESG/12315/ CC-BC-DN-0018-336 / 01	
00		NP	Dt. PRC	16.11.2013				SCALE: Not to Scale	REVISION: R0		
Revision	Description of Revision	Drawn By	Approved By	Date							



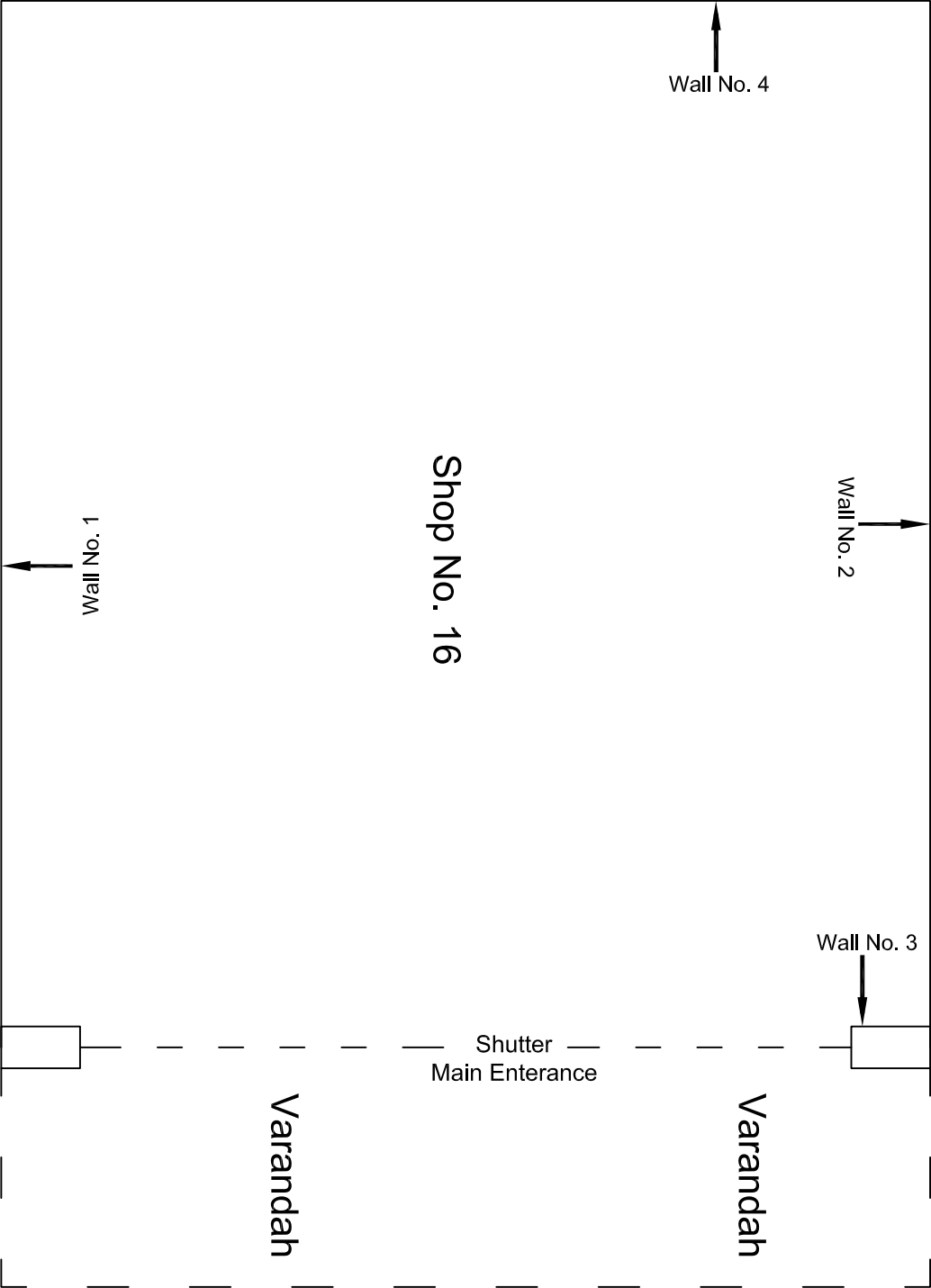
Ground Floor Plan

			CONSULTANT: OMIKRON KAPPA-INDUS CONSULTANTS JV		MAIN CONTRACTOR: CEC		SUB-CONTRACTOR: AIMIL LIMITED		PROJECT TITLE: Design and Construction of Tunnel between Chandpole & Badi Choupar and reversal line by Shield TBM, Underground Metro Stations at Chhoti Choupar and Badi Choupar by Cut & Cover methods on East West Corridor of Jaipur Metro Phase 1B		
			CLIENT: DMRC/JMRC		CONTRACT: Jaipur Metro Phase 1B		DRAWING TITLE: Ground Floor Plan of Shop No. 5 J. R. Chandni & Co., Chhoti Chopar		DRAWING NO.: AIMIL/ESG/12315/ CC-BC-DN-0018-06 / 01		
00		NP	Dr. PRC						SCALE: Not to Scale		
Revision	Description of Revision	Drawn By	Approved By	Date						REVISION: R0	



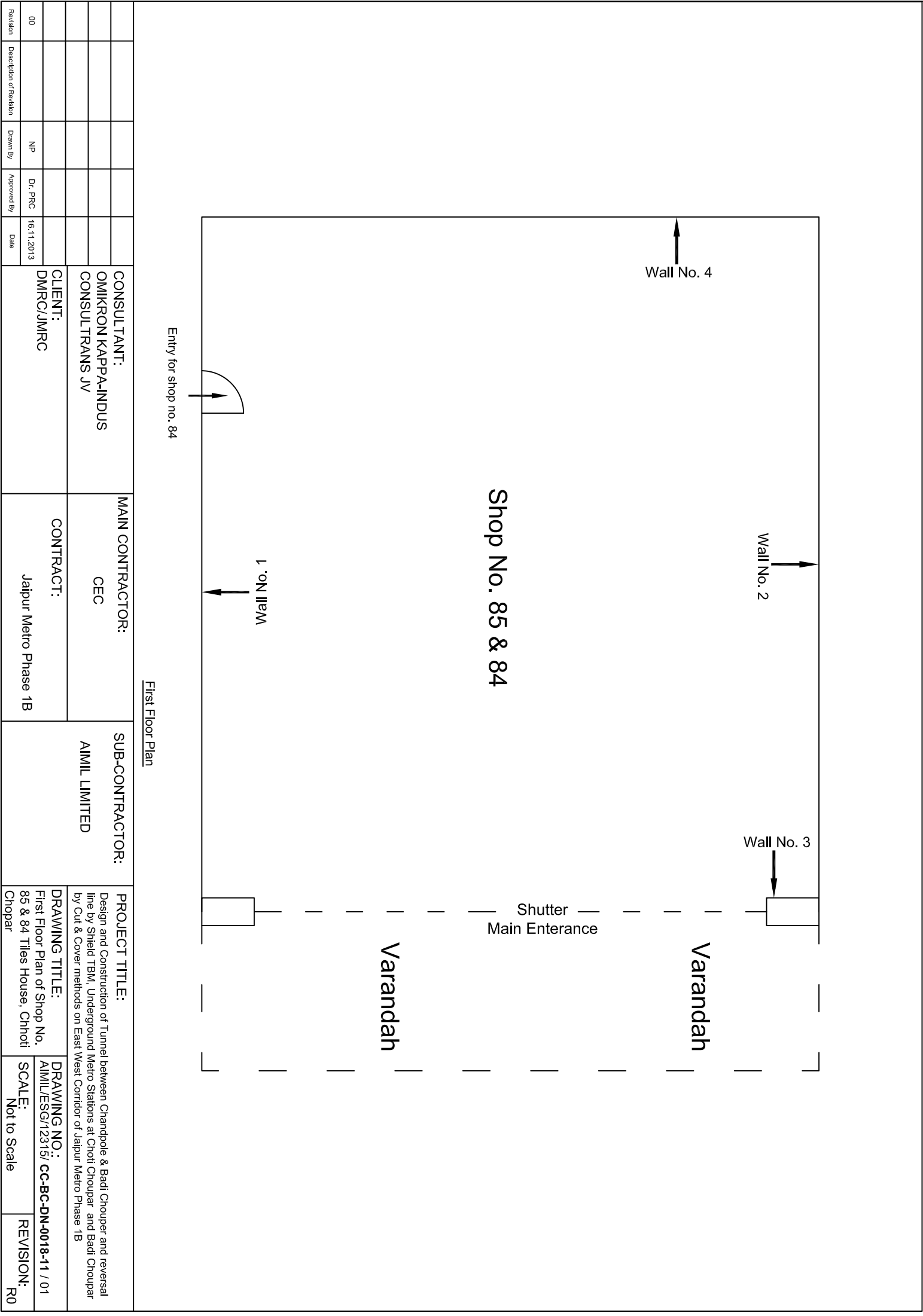
First Floor Plan

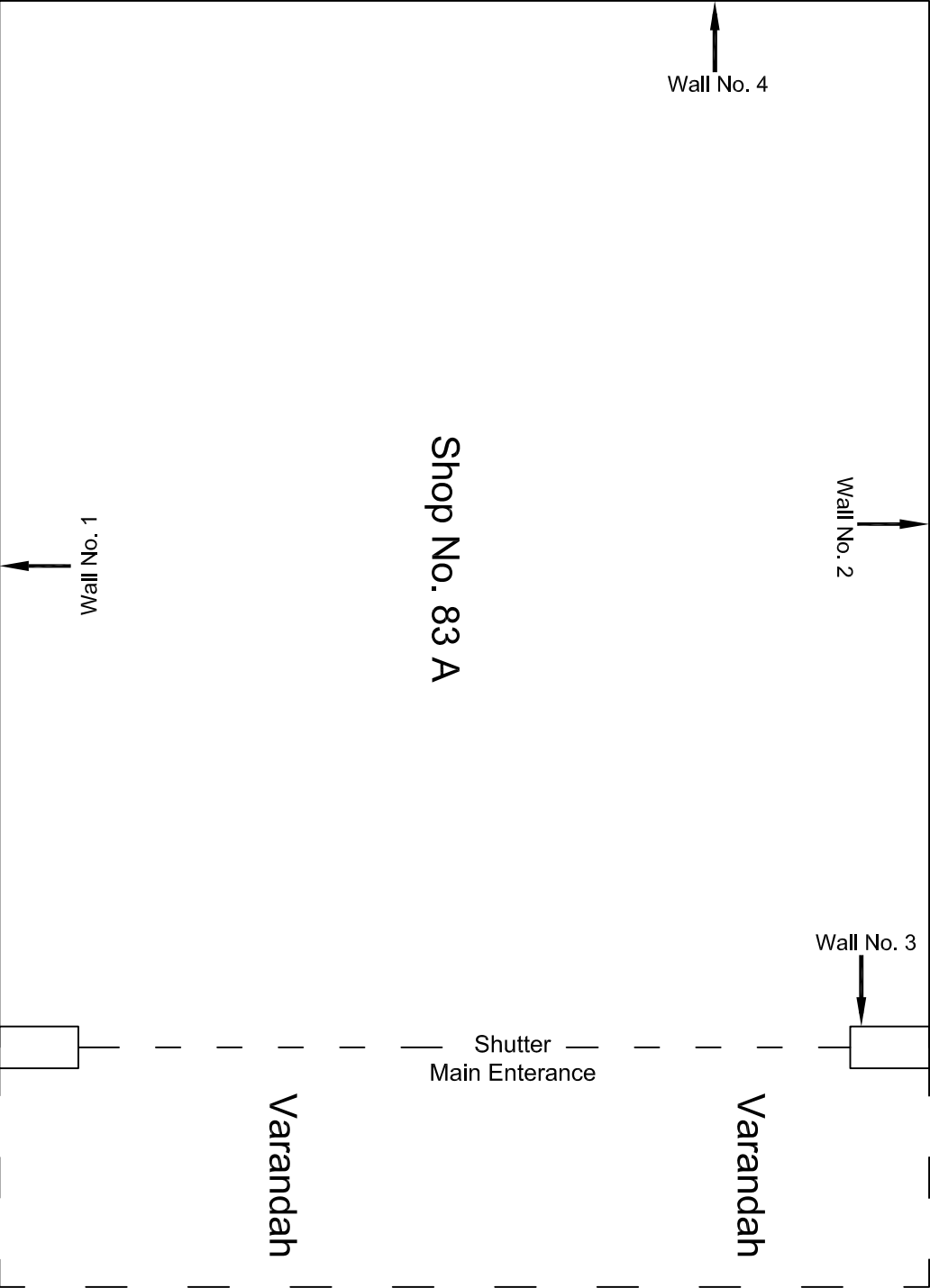
				CONSULTANT:	MAIN CONTRACTOR:	SUB-CONTRACTOR:	PROJECT TITLE: Design and Construction of Tunnel between Chandpole & Badi Choupar and reversal line by Shield TBM, Underground Metro Stations at Chhoti Choupar and Badi Choupar by Cut & Cover methods on East West Corridor of Jaipur Metro Phase 1B		
				OMIKRON KAPPA-INDUS	CEC	AIMIL LIMITED			
				CONSULTTRANS JV					
				CLIENT:	CONTRACT:				
				DMRC/JMRC	Jaipur Metro Phase 1B		DRAWING TITLE:	First Floor Plan of Shop No. 15 S. B. Steel, Chhoti Chopar	DRAWING NO : AIMIL/ESG/12315/ CC-BC-DN-0018-08-09 / 01
00		NP	Dr. PRC	16.11.2013			SCALE:	Not to Scale	REVISION: R0
Revision	Description of Revision	Drawn By	Approved By	Date					



First Floor Plan

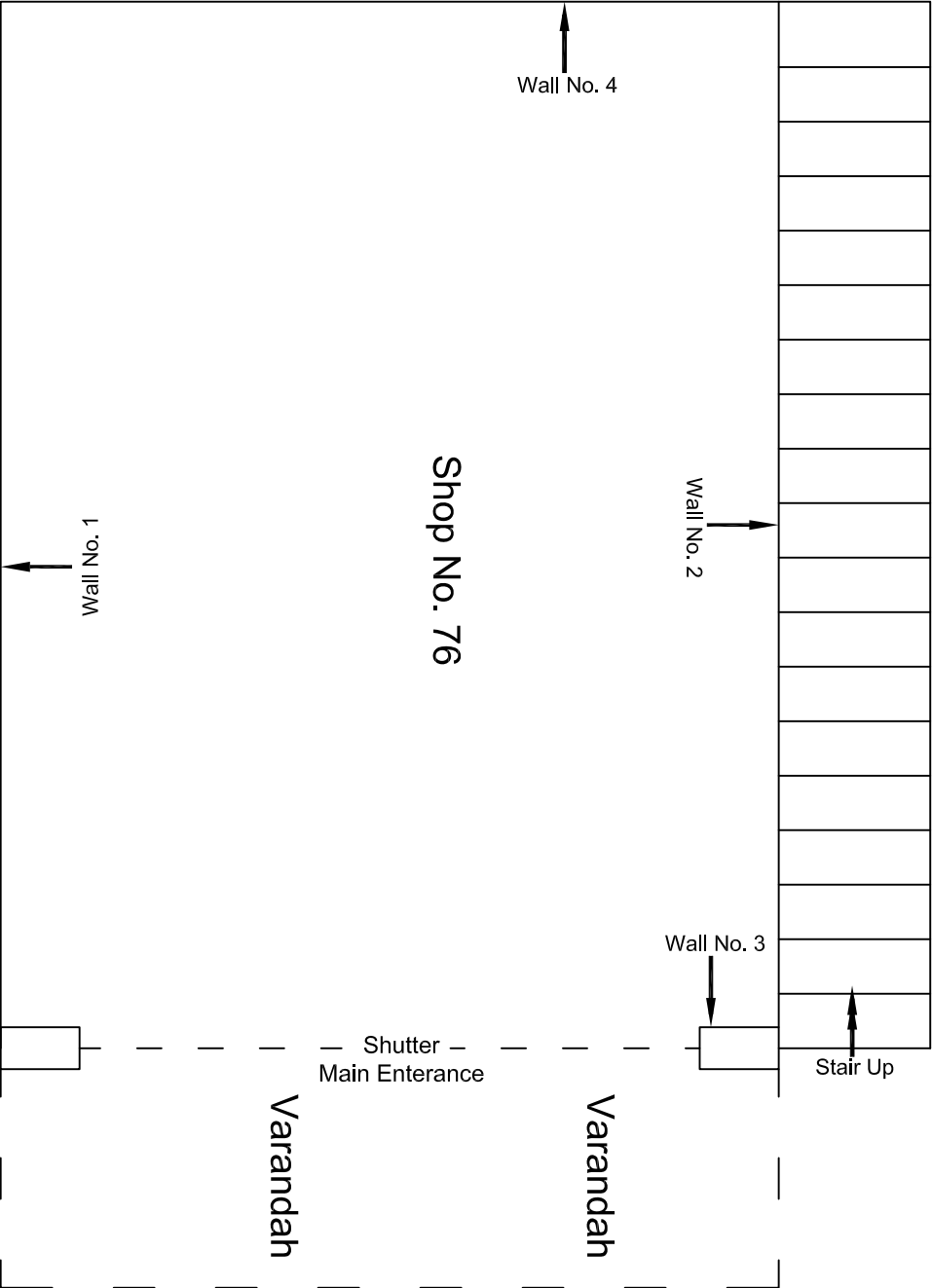
				CONSULTANT:	MAIN CONTRACTOR:	SUB-CONTRACTOR:	PROJECT TITLE: Design and Construction of Tunnel between Chandpole & Badi Choupar and reversal line by Shield TBM, Underground Metro Stations at Choti Choupar and Badi Choupar by Cut & Cover methods on East West Corridor of Jaipur Metro Phase 1B		
				OMIKRON KAPPA-INDUS	CEC	AIMIL LIMITED			
				CONSULTANS JV					
				CLIENT:	CONTRACT:				
				DMRC/JMRC	Jaipur Metro Phase 1B		DRAWING TITLE:	DRAWING NO.:	REVISION:
00		NP	Dt. PRC	16.11.2013			First Floor Plan of Shop No. 16 Jalan Sales, Chhoti Chopar	AIMIL/ESG/12315/ CC-BC-DN-0018-10 / 01	
Revision	Description of Revision	Drawn By	Approved By	Date			SCALE:		
							Not to Scale		R0



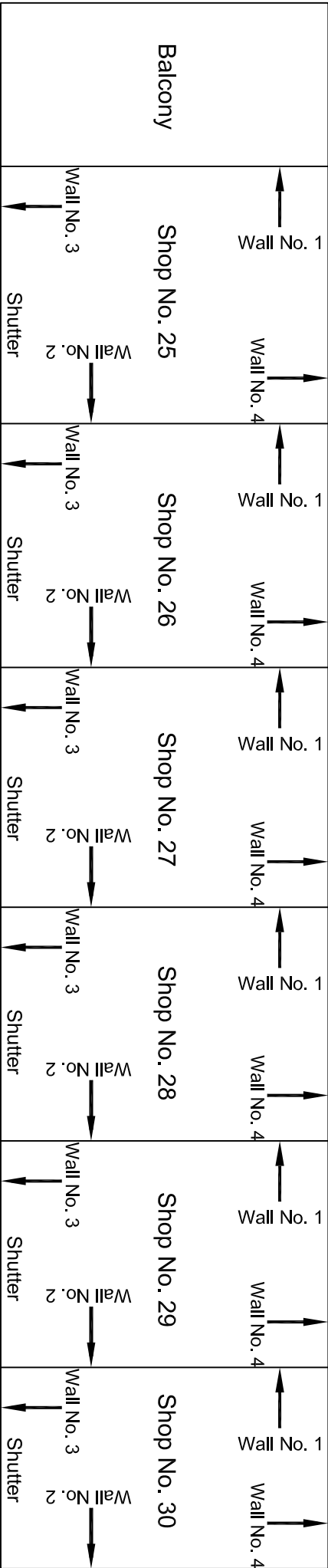
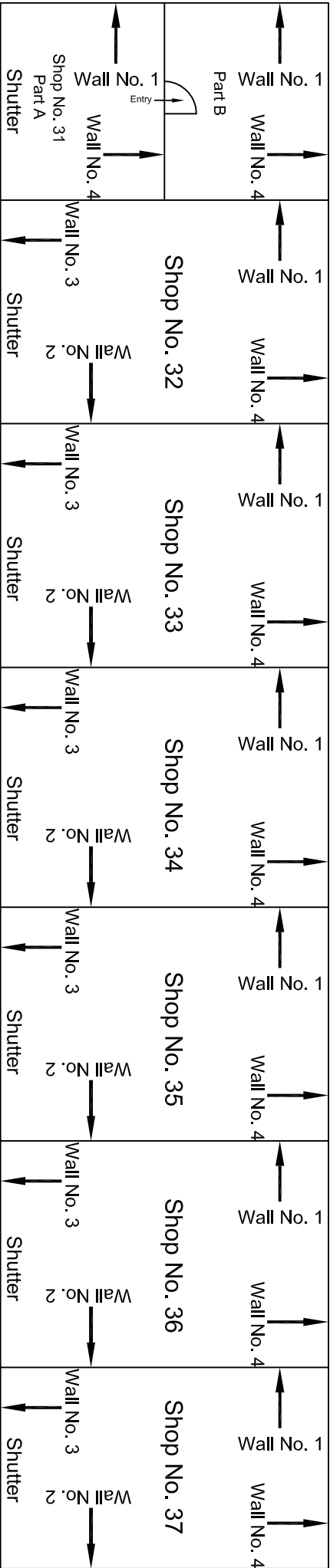


First Floor Plan

				CONSULTANT:	MAIN CONTRACTOR:	SUB-CONTRACTOR:	PROJECT TITLE: Design and Construction of Tunnel between Chandpole & Badi Choupar and reversal line by Shield TBM, Underground Metro Stations at Chhoti Choupar and Badi Choupar by Cut & Cover methods on East West Corridor of Jaipur Metro Phase 1B		
				OMIKRON KAPPA-INDUS	CEC	AIMIL LIMITED			
				CONSULTANS JV					
				CLIENT:	CONTRACT:				
				DMRC/JMRC	Jaipur Metro Phase 1B		DRAWING TITLE:	DRAWING NO.:	REVISION:
00		NP	Dt. PRC	16.11.2013			First Floor Plan of Shop No. 83 A Sharma Tea Stall, Chhoti Chopar	AIMIL/ESG/12315/ CC-BC-DN-0018-12 / 01	
Revision	Description of Revision	Drawn By	Approved By	Date			SCALE:		
							Not to Scale		R0

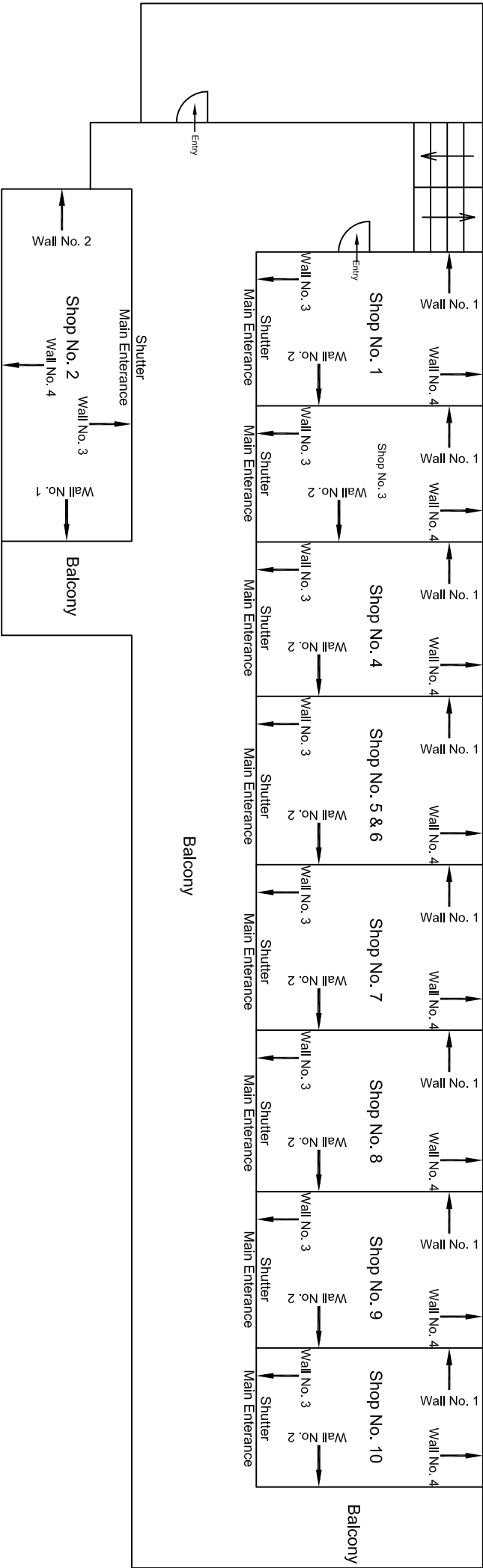


					CONSULTANT:	MAIN CONTRACTOR:	SUB-CONTRACTOR:	PROJECT TITLE: Design and Construction of Tunnel between Chandpole & Badli Choupar and reversal line by Shield TBM, Underground Metro Stations at Choti Choupar and Badli Choupar by Cut & Cover methods on East West Corridor of Jaipur Metro Phase 1B		
					OMIKRON KAPPA-INDUS	CEC	AIMIL LIMITED			
					CONSULTTRANS JV					
					CLIENT:	CONTRACT:				
					DMRC/JMRC	Jaipur Metro Phase 1B		DRAWING TITLE:	Ground Floor Plan of Shop	
00		NP	Dt. PRC	16.11.2013				No. 76 Sophia Brothers,	DRAWING NO.:	
								Choti Choupar	AIML/ESG/12315/ CC-BC-DN-0018-15 / 01	
Revision	Description of Revision	Drawn By	Approved By	Date				SCALE:		REVISION:
								Not to Scale		R0

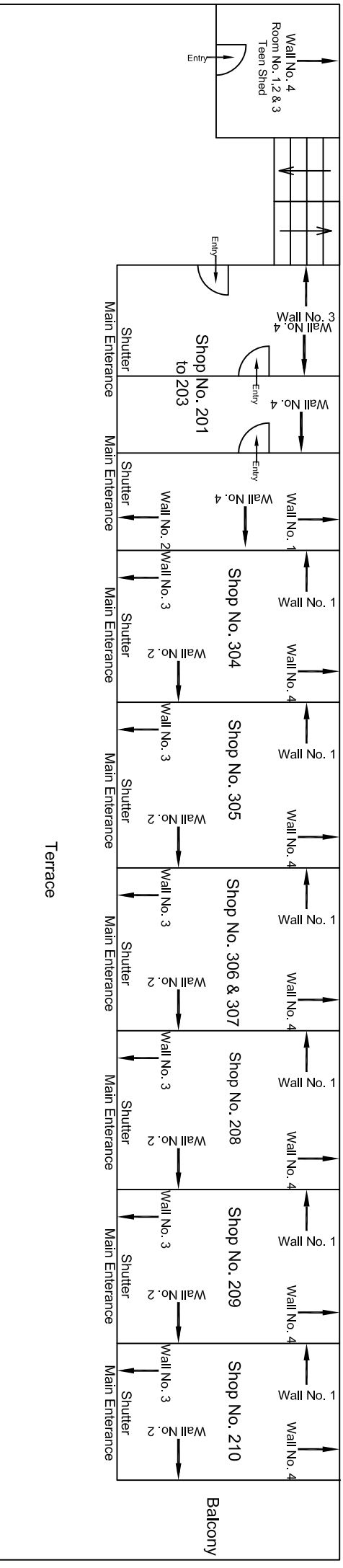


					CONSULTANT: OMIKRON KAPPA-INDUS CONSULTRANS JV	MAIN CONTRACTOR: CEC	SUB-CONTRACTOR: AIMIL LIMITED	PROJECT TITLE: Design and Construction of Tunnel between Chandpole & Badi Choupar and reversal line by Shield TBM, Underground Metro Stations at Choti Choupar and Badi Choupar by Cut & Cover methods on East West Corridor of Jaipur Metro Phase 1B
					CLIENT: DMRC/JMRC	CONTRACT: Jaipur Metro Phase 1B		DRAWING TITLE: Ground Floor Plan of Shops, Chhoti Chopar
00		NP	Dr. PRC	16.11.2013				DRAWING NO.: AIML/ESG/12315// CC-BC-DN-0018-FF-TF / 01
								SCALE: Not to Scale
								REVISION: R0
Revision	Description of Revision	Drawn By	Approved By	Date				

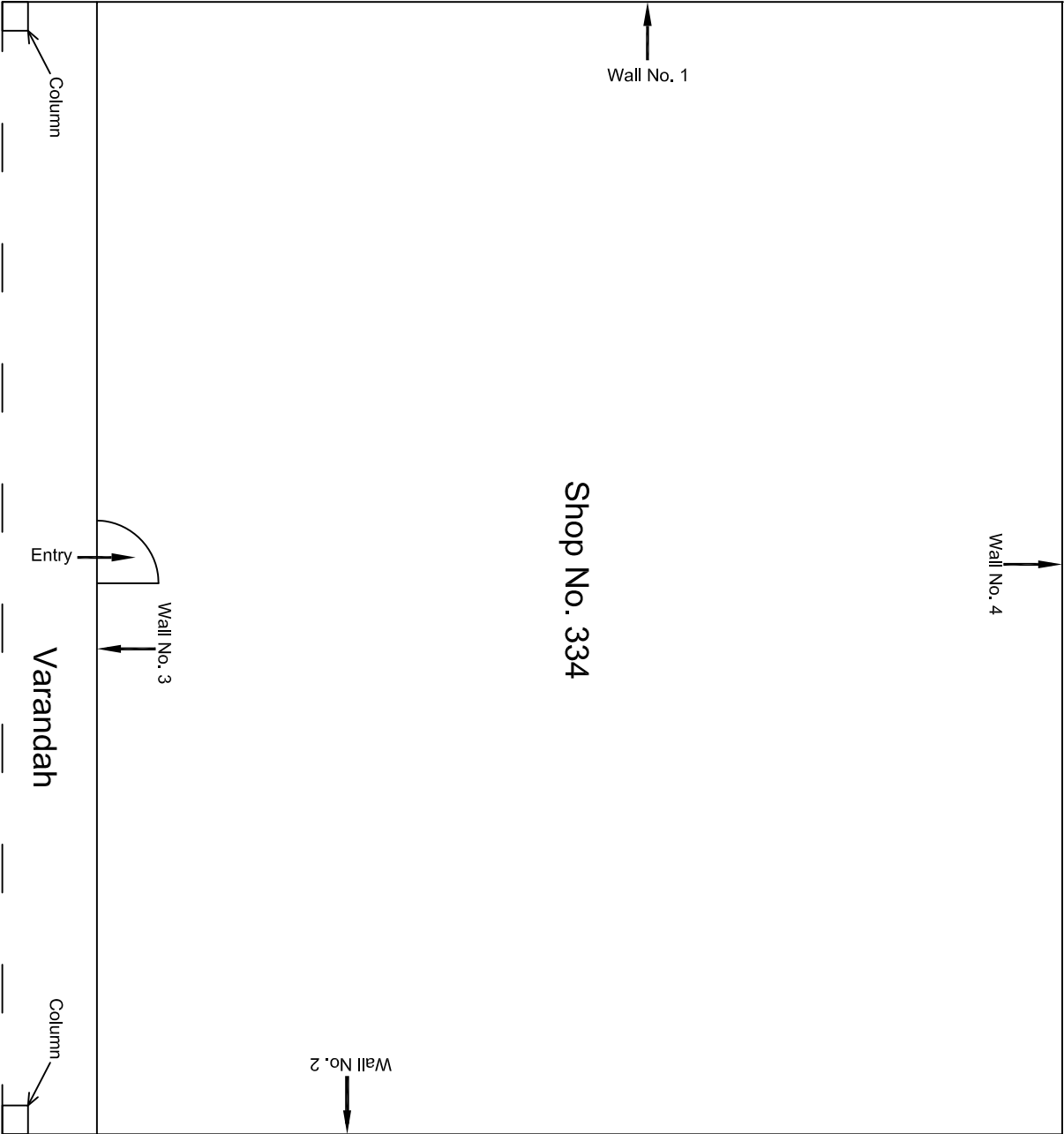
Ground Floor Plan



First Floor Plan									
				CONSULTANT:	MAIN CONTRACTOR:	SUB-CONTRACTOR:	PROJECT TITLE:		
				OMIKRON KAPPA-INDUS	CEC	AIMIL LIMITED	Design and Construction of Tunnel between Chandpole & Badli Choupar and reversal line by Shield TBM, Underground Metro Stations at Choti Choupar and Badli Choupar by Cut & Cover methods on East West Corridor of Jaipur Metro Phase 1B		
				CONSULTRANS JV					
							DRAWING TITLE:	DRAWING NO.:	
							First Floor Plan of Shops,	AIMIL/ESG/12315/ CC-BC-DN-0018-FF-TF / 02	
							Chhoti Chopar	SCALE:	REVISION:
00		NP	Dr. PRC	16.11.2013	CLIENT:	CONTRACT:		Not to Scale	R0
Revision	Description of Revision	Drawn By	Approved By	Date	DMRC/JMRC	Jaipur Metro Phase 1B			

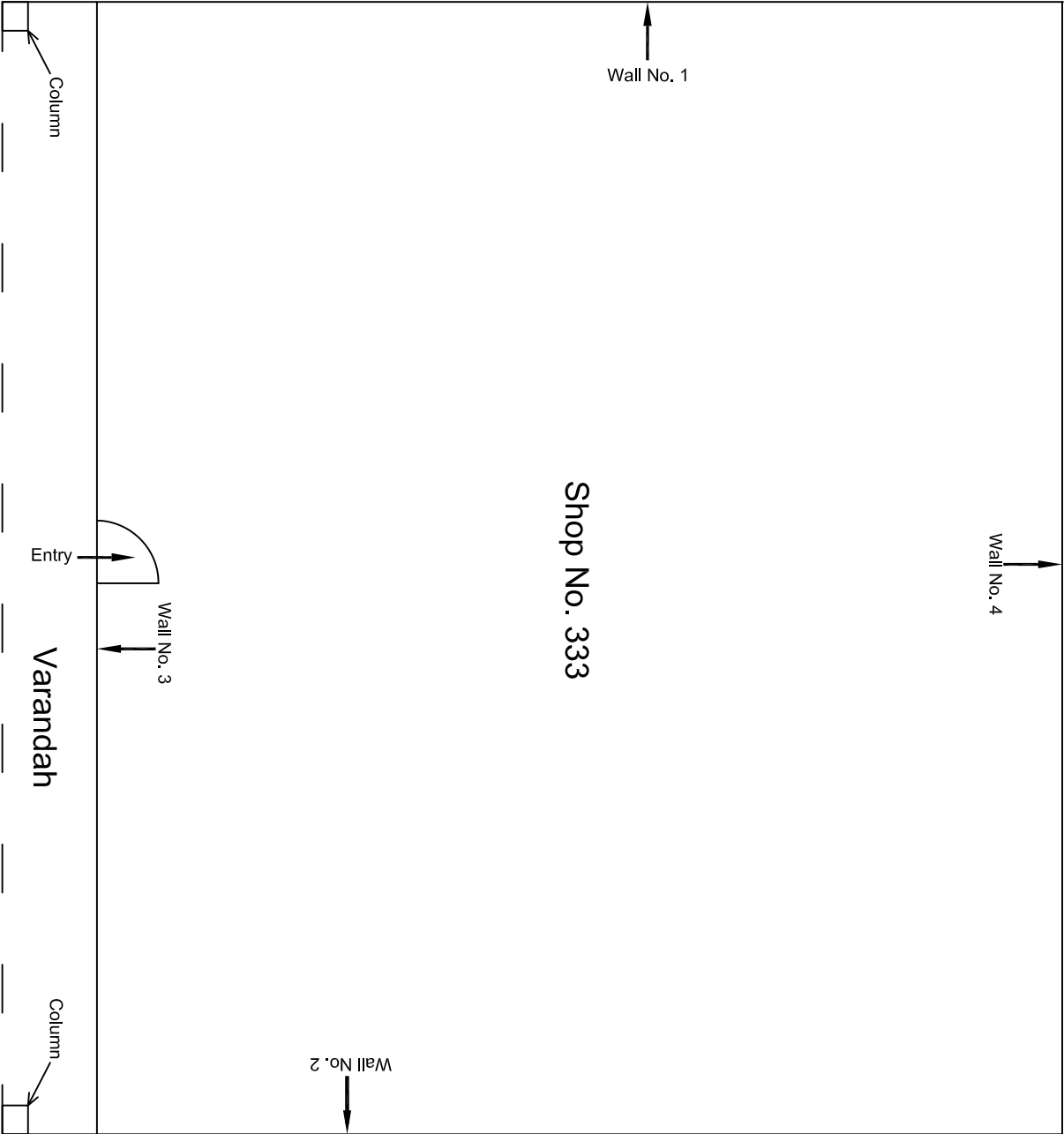


					CONSULTANT: OMIKRON KAPPA-INDUS CONSULTRANS JV	MAIN CONTRACTOR: CEC	SUB-CONTRACTOR: AIMIL LIMITED	PROJECT TITLE: Design and Construction of Tunnel between Chandpole & Badi Choupar and reversal line by Shield TBM, Underground Metro Stations at Choti Choupar and Badi Choupar by Cut & Cover methods on East West Corridor of Jaipur Metro Phase 1B
					CLIENT: DMRC/JMRC	CONTRACT: Jaipur Metro Phase 1B		DRAWING TITLE: Third Floor Plan of Shops, Chhoti Choupar
								DRAWING NO.: AIMIL/ESG/12315/ CC-BC-DN-0018-F-F-TF / 04
00		NP	Dr. PRC	16.11.2013				SCALE: Not to Scale
Revision	Description of Revision	Drawn By	Approved By	Date				REVISION: R0

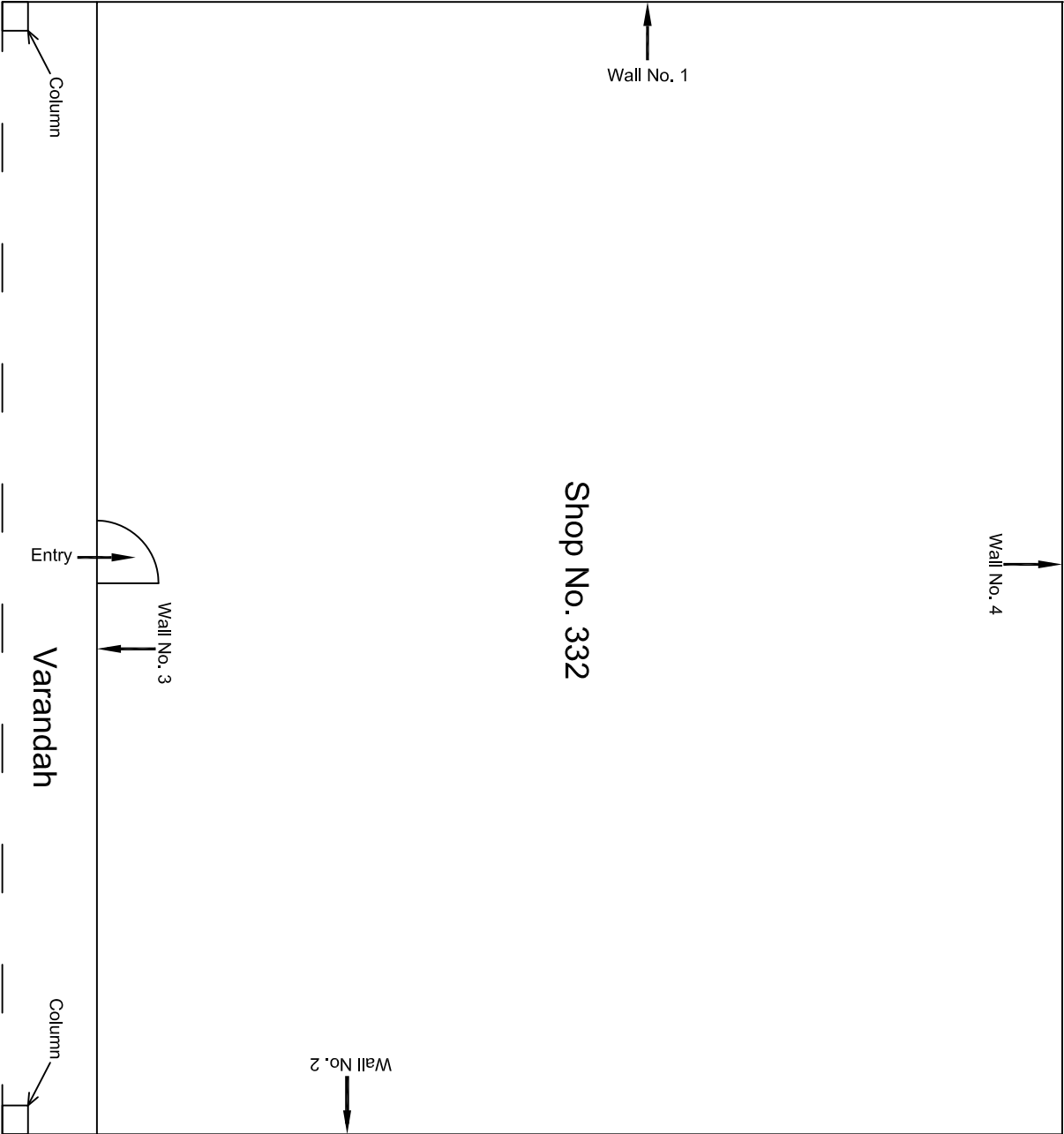


Ground Floor Plan

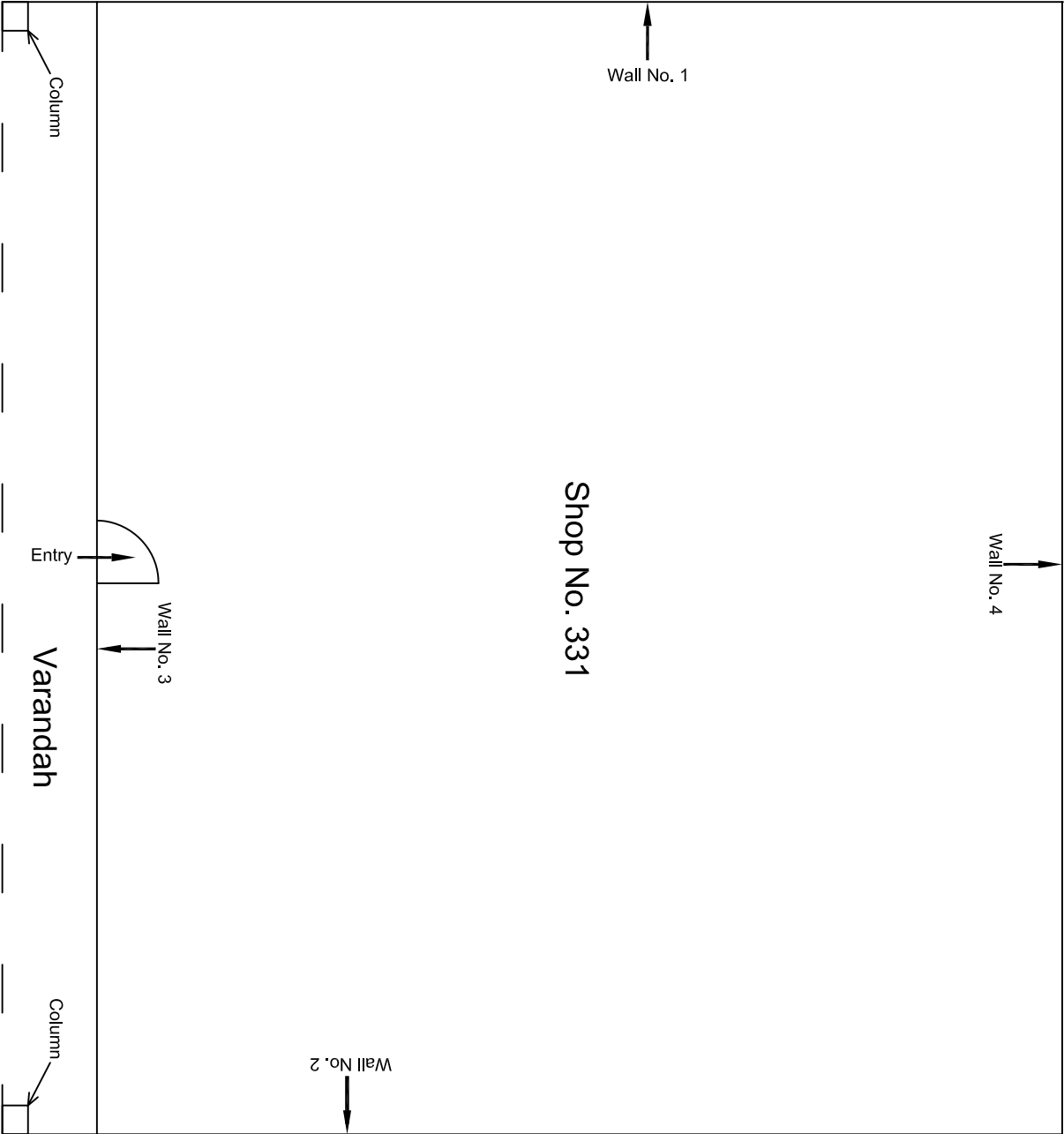
					CONSULTANT: OMIKRON KAPPA-INDUS CONSULTRANS JV	MAIN CONTRACTOR: CEC	SUB-CONTRACTOR: AIMIL LIMITED	PROJECT TITLE: Design and Construction of Tunnel between Chandpole & Badi Chouper and reversal line by Shield TBM, Underground Metro Stations at Choti Choupar and Badi Choupar by Cut & Cover methods on East West Corridor of Jalpur Metro Phase 1B		
					CLIENT: DMRC/JMRC	CONTRACT: Jaipur Metro Phase 1B		DRAWING TITLE: Ground Floor Plan of Shop No. 334, Tripolia Bazar		
00		NP	Dt. PRC	16.11.2013				DRAWING NO.: AIMIL/ESG/12315/ CC-BC-DN-0019-334 / 01	SCALE: Not to Scale	REVISION: R0
Revision	Description of Revision	Drawn By	Approved By	Date						



					CONSULTANT: OMIKRON KAPPA-INDUS CONSULTRANS JV	MAIN CONTRACTOR: CEC	SUB-CONTRACTOR: AIMIL LIMITED	PROJECT TITLE: Design and Construction of Tunnel between Chandpole & Badi Chouper and reversal line by Shield TBM, Underground Metro Stations at Choti Choupar and Badi Choupar by Cut & Cover methods on East West Corridor of Jaipur Metro Phase 1B		
					CLIENT: DMRC/JMRC	CONTRACT: Jaipur Metro Phase 1B		DRAWING TITLE: Ground Floor Plan of Shop No. 333, Tripolia Bazar		
00		NP	Dt. PRC	16.11.2013				DRAWING NO.: AIMIL/ESG/12315/ CC-BC-DN-0019-333 / 01		
Revision	Description of Revision	Drawn By	Approved By	Date				SCALE: Not to Scale	REVISION: R0	

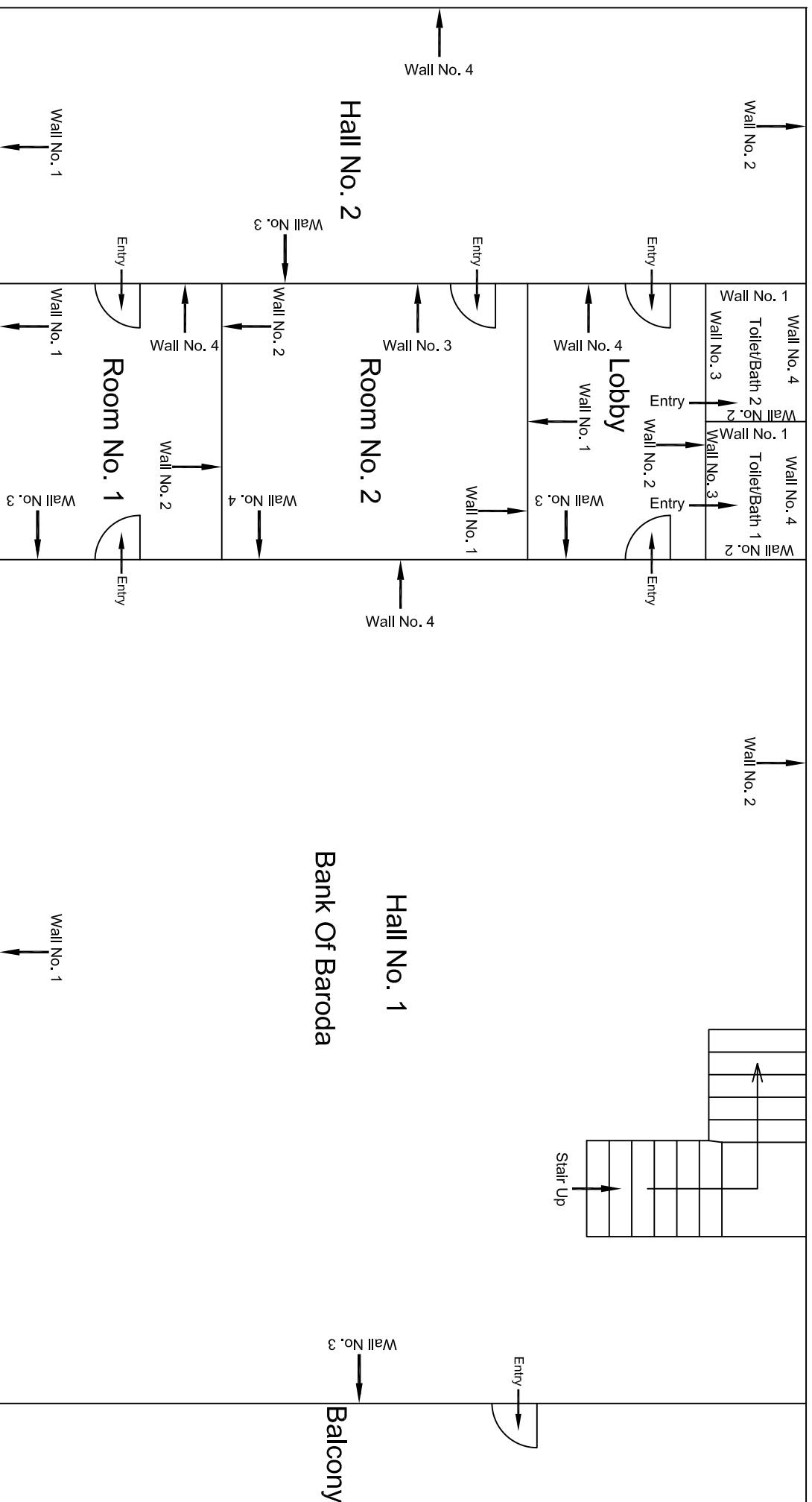


					CONSULTANT: OMIKRON KAPPA-INDUS CONSULTRANS JV		MAIN CONTRACTOR: CEC		SUB-CONTRACTOR: AIMIL LIMITED		PROJECT TITLE: Design and Construction of Tunnel between Chandpole & Badi Chouper and reversal line by Shield TBM, Underground Metro Stations at Choti Choupar and Badi Choupar by Cut & Cover methods on East West Corridor of Jaipur Metro Phase 1B	
					CLIENT: DMRC/JMRC		CONTRACT: Jaipur Metro Phase 1B				DRAWING TITLE: Ground Floor Plan of Shop No. 332, Tripolia Bazar	
											DRAWING NO.: AIMIL/ESG/12315/ CC-BC-DN-0019-332 / 01	
											SCALE: Not to Scale	
											REVISION: R0	
00		NP	Dt. PRC	16.11.2013								
Revision	Description of Revision	Drawn By	Approved By	Date								

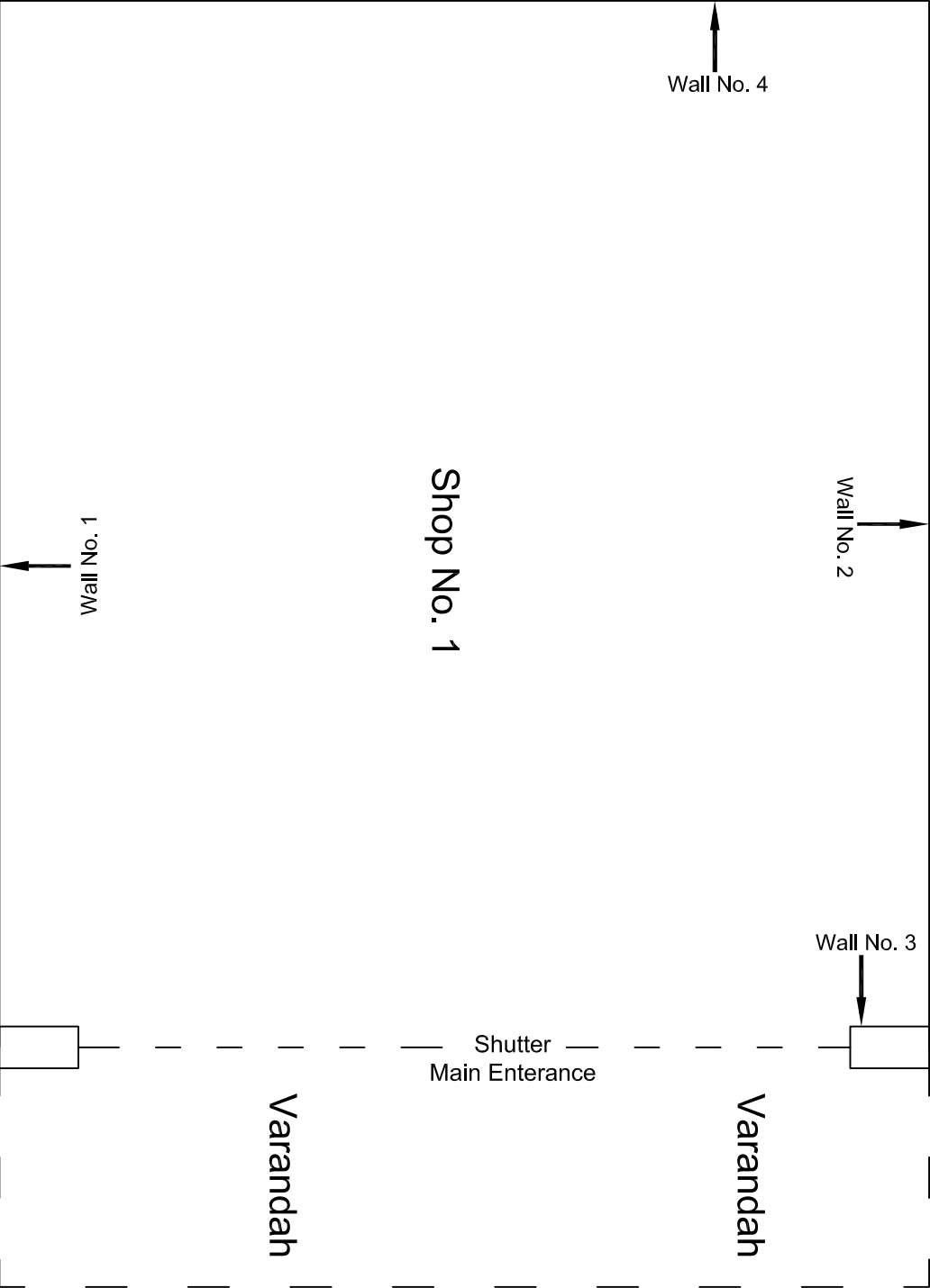


Ground Floor Plan

					CONSULTANT: OMIKRON KAPPA-INDUS CONSULTRANS JV	MAIN CONTRACTOR: CEC	SUB-CONTRACTOR: AIMIL LIMITED	PROJECT TITLE: Design and Construction of Tunnel between Chandpole & Badi Chouper and reversal line by Shield TBM, Underground Metro Stations at Choti Choupar and Badi Choupar by Cut & Cover methods on East West Corridor of Jalpur Metro Phase 1B			
					CLIENT: DMRC/JMRC	CONTRACT: Jaipur Metro Phase 1B		DRAWING TITLE: Ground Floor Plan of Shop No. 331, Tripolia Bazar		DRAWING NO.: AIMIL/ESG/12315/ CC-BC-DN-0019-331 / 01	
00		NP	Dt. PRC	16.11.2013				SCALE: Not to Scale	REVISION: R0		
Revision	Description of Revision	Drawn By	Approved By	Date							

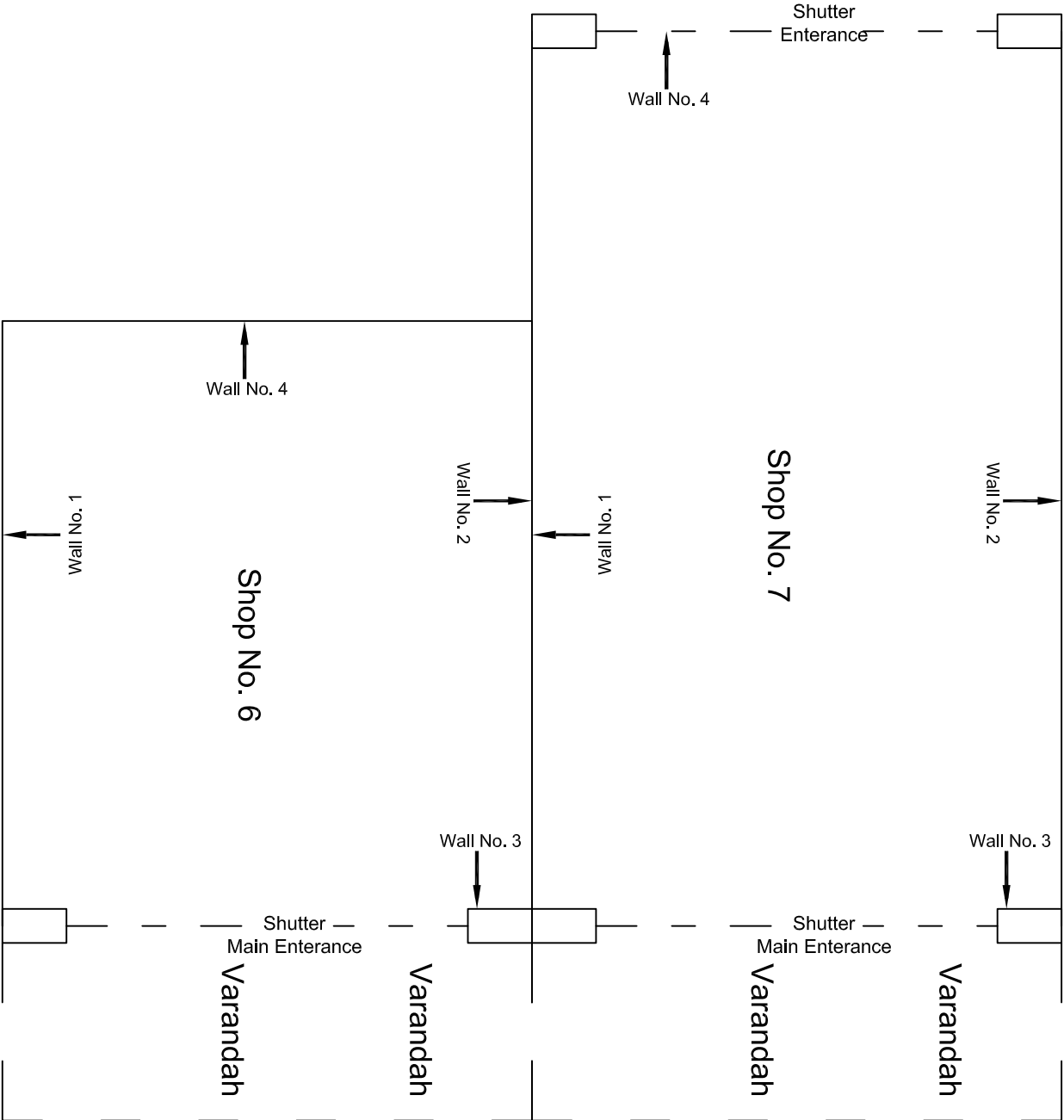


					CONSULTANT: OMIKRON KAPPA-INDUS CONSULTTRANS JV	MAIN CONTRACTOR: CEC	SUB-CONTRACTOR: AIMIL LIMITED	PROJECT TITLE: Design and Construction of Tunnel between Chandpole & Badi Chouper and reversal line by Shield TBM, Underground Metro Stations at Chhoti Choupar and Badi Choupar by Cut & Cover methods on East West Corridor of Jaipur Metro Phase 1B	
					CLIENT: DMRC/JMRC	CONTRACT: Jaipur Metro Phase 1B		DRAWING TITLE: First Floor Plan of Bank Of Baroda, Chhoti Choupar	
								DRAWING NO.: AIMIL/ESG/12315/ CC-BG-DN-0019-FF / 01	
00		NP	Dr. PRC	16.11.2013				SCALE: Not to Scale	REVISION: R0
Revision	Description of Revision	Drawn By	Approved By	Date					



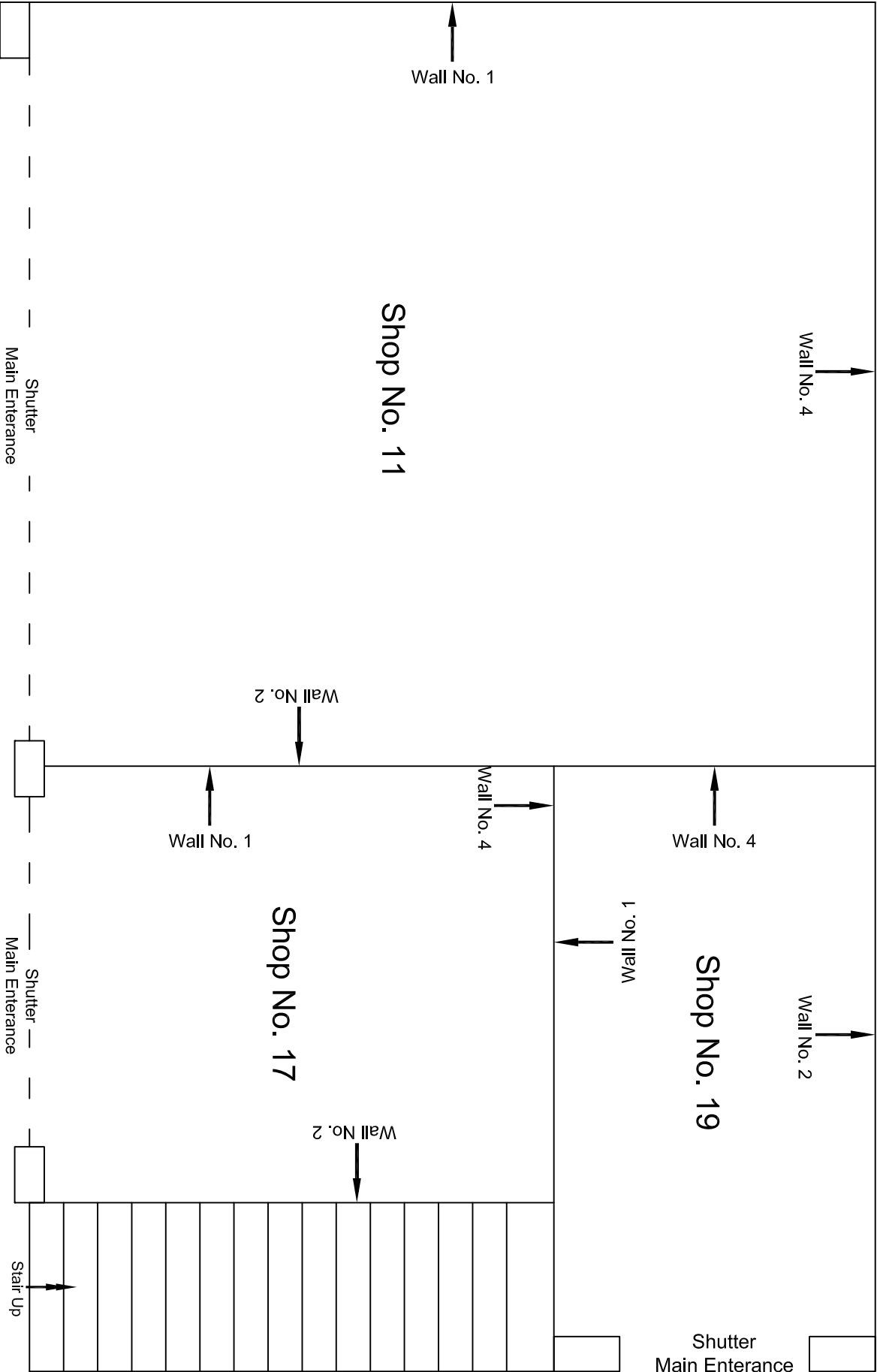
Ground Floor Plan

				CONSULTANT: OMIKRON KAPPA-INDUS CONSULTANTS JV	MAIN CONTRACTOR: CEC	SUB-CONTRACTOR: AIMIL LIMITED	PROJECT TITLE: Design and Construction of Tunnel between Chandpole & Badi Choupar and reversal line by Shield TBM, Underground Metro Stations at Choti Choupar and Badi Choupar by Cut & Cover methods on East West Corridor of Jaipur Metro Phase 1B		
				CLIENT: DMRC/JMRC	CONTRACT: Jaipur Metro Phase 1B				
00		NP	Dt. PRC	16.11.2013			DRAWING TITLE: Ground Floor Plan of Shop No. 1 Amar Cycles, Kishor Niwas Chhoti Chopar	DRAWING NO.: AIM/LES/G/12315/CC-BC-DN-0020-001 / 01	REVISION: R0
Revision	Description of Revision	Drawn By	Approved By	Date			SCALE: Not to Scale		

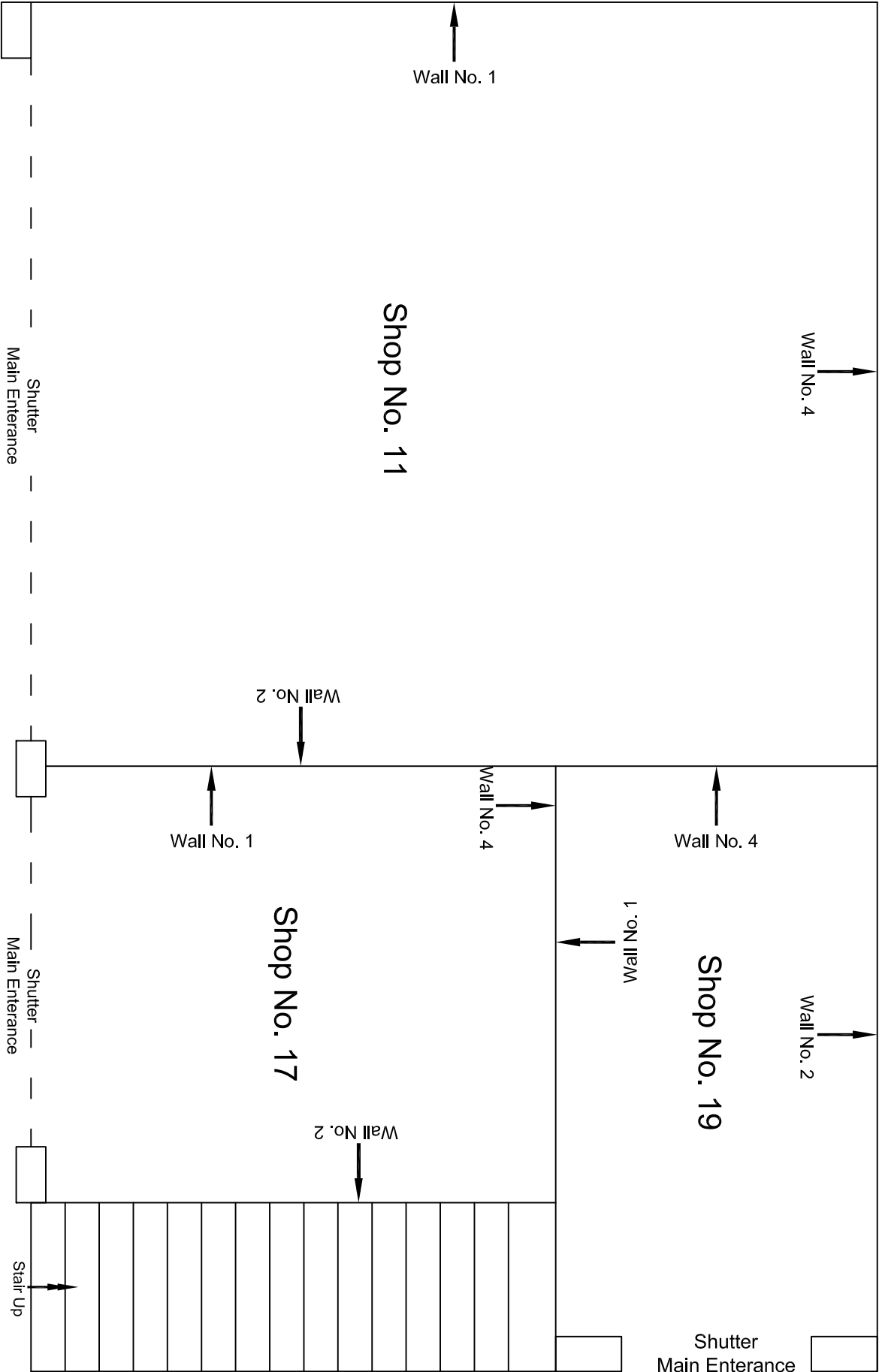


Ground Floor Plan

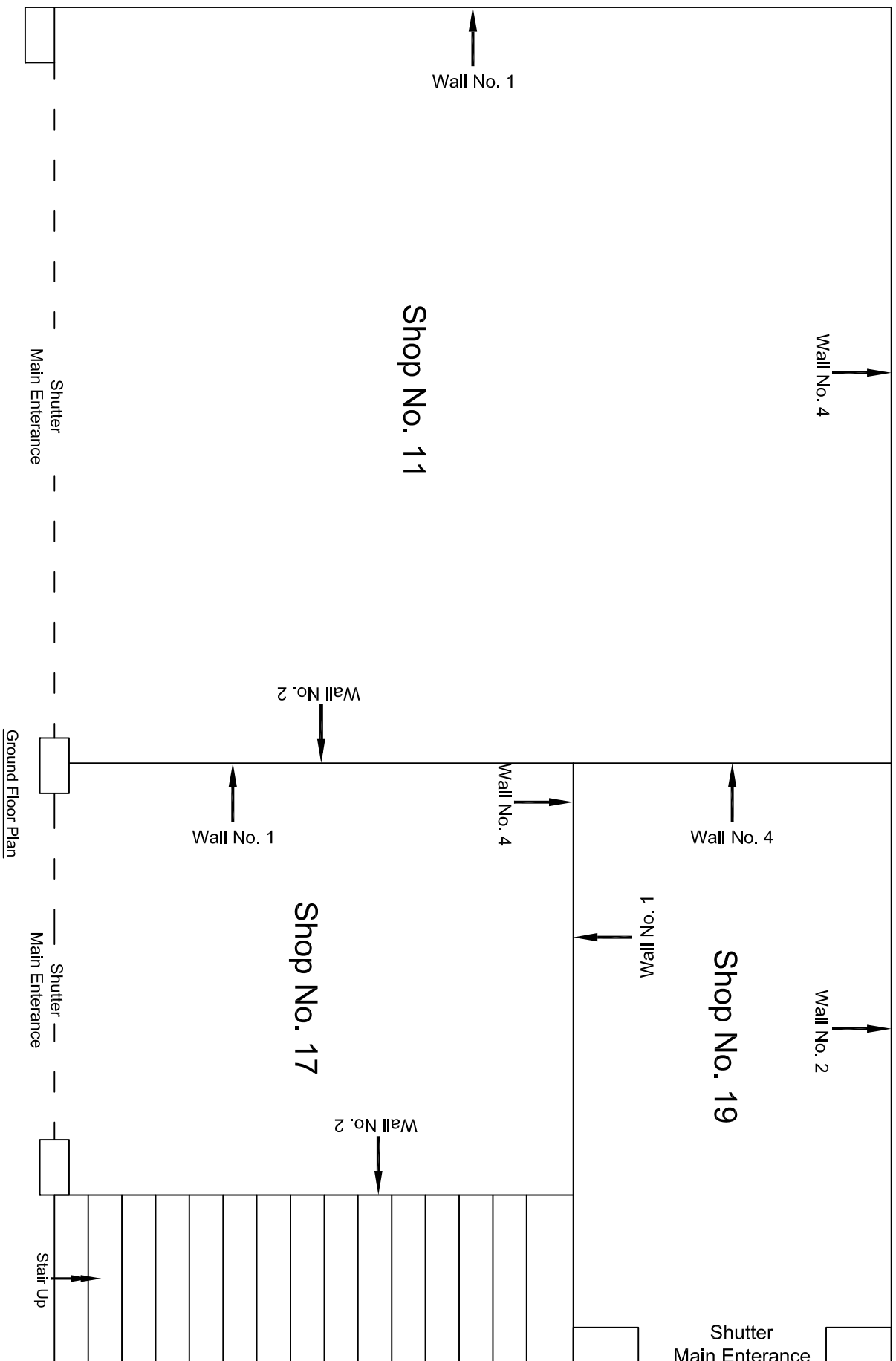
					CONSULTANT: OMIKRON KAPPA-INDUS CONSULTRANS JV	MAIN CONTRACTOR: CEC	SUB-CONTRACTOR: AIMIL LIMITED	PROJECT TITLE: Design and Construction of Tunnel between Chandpole & Badi Chouper and reversal line by Shield TBM, Underground Metro Stations at Choti Choupar and Badi Choupar by Cut & Cover methods on East West Corridor of Jaipur Metro Phase 1B
					CLIENT: DMRC/JMRC	CONTRACT: Jaipur Metro Phase 1B		DRAWING TITLE: Ground Floor Plan of Shop No. 6 & 7 Sonkhia Brothers, Kishor Niwas Chhoti Chopar
00		NP	Dt. PRC	16.11.2013				DRAWING NO.: AIMIL/ESG/12315/ CC-BC-DN-0020-003 & 04 / 01
								SCALE: Not to Scale
Revision	Description of Revision	Drawn By	Approved By	Date				REVISION: R0



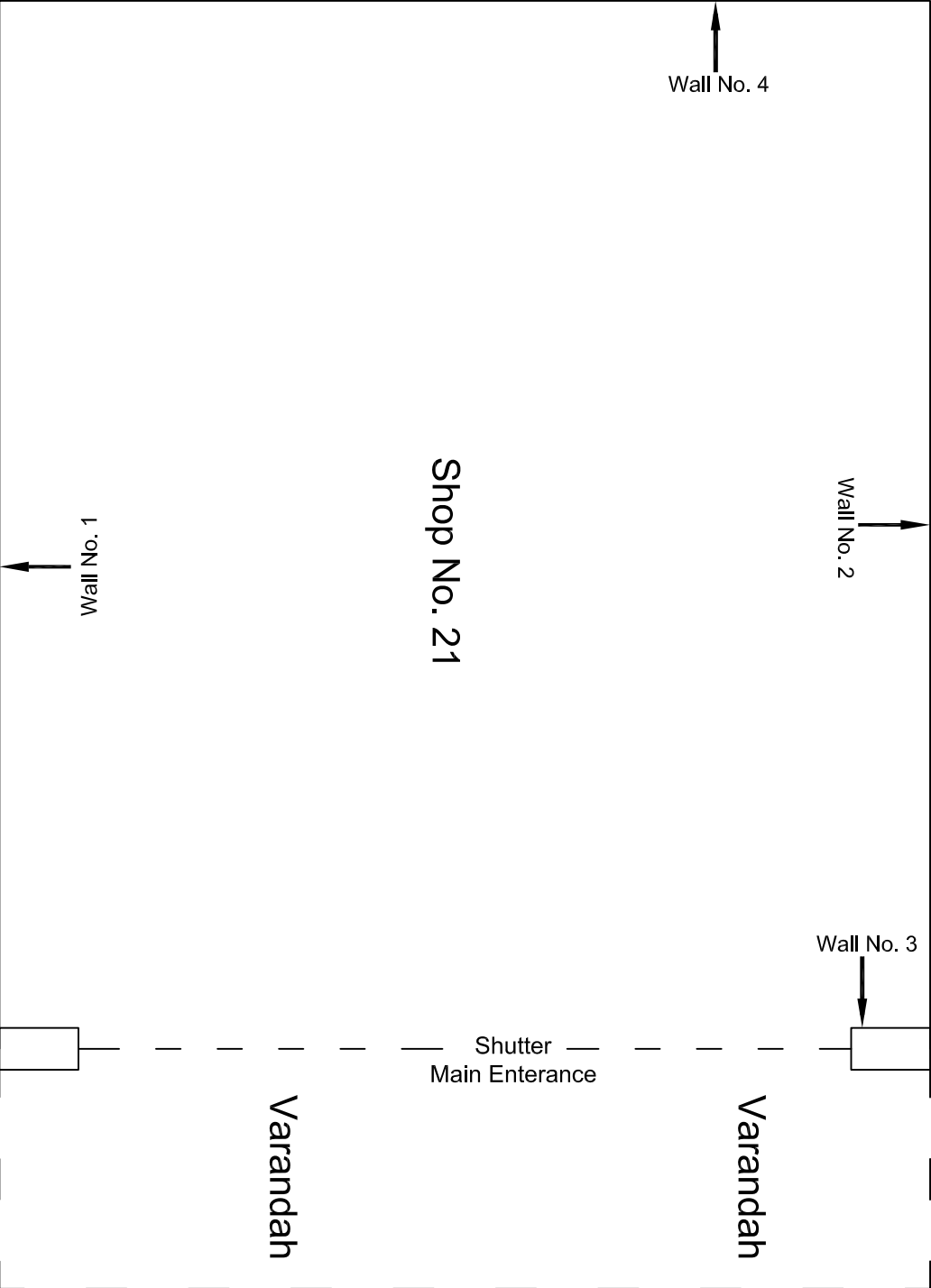
					CONSULTANT:	MAIN CONTRACTOR:	SUB-CONTRACTOR:	PROJECT TITLE:	DRAWING NO.:	SCALE:	REVISION:
					OMIKRON KAPPA-INDUS	CEC	AIMIL LIMITED	Design and Construction of Tunnel between Chandpole & Badi Choupar and reversal line by Shield TBM, Underground Metro Stations at Choti Choupar and Badi Choupar by Cut & Cover methods on East West Corridor of Jaipur Metro Phase 1B	AIMILES/12315/	Not to Scale	
					CONSULTANS JV				CC-BC-DN-0020-006 / 01		
					CLIENT:	CONTRACT:		DRAWING TITLE:			
					DMRC/JIMRC	Jaipur Metro Phase 1B		Ground Floor Plan of Shop No. 11 - 19 Shree Govind Traders, Kishor Niwas Chhoti Chopar			
00		NP	Dt. PRC	16.11.2013							
Revision	Description of Revision	Drawn By	Approved By	Date							



				CONSULTANT:	MAIN CONTRACTOR:	SUB-CONTRACTOR:	PROJECT TITLE:	DRAWING NO.:	SCALE:	REVISION:
				OMIKRON KAPPA-INDUS	CEC	AIMIL LIMITED	Design and Construction of Tunnel between Chandpole & Badi Choupar and reversal line by Shield TBM, Underground Metro Stations at Choti Choupar and Badi Choupar by Cut & Cover methods on East West Corridor of Jaipur Metro Phase 1B	AIMILES/12315/	Not to Scale	
				CONSULTANTS JV				CC-BC-DN-0020-007 / 01		
				CLIENT:	CONTRACT:		DRAWING TITLE:			
				DMRC/JIMRC	Jaipur Metro Phase 1B		Ground Floor Plan of Shop No. 17 Harish Store, Kishor Niwas Chhoti Choupar			
00		NP	Dt. PRC	16.11.2013						
Revision	Description of Revision	Drawn By	Approved By	Date						

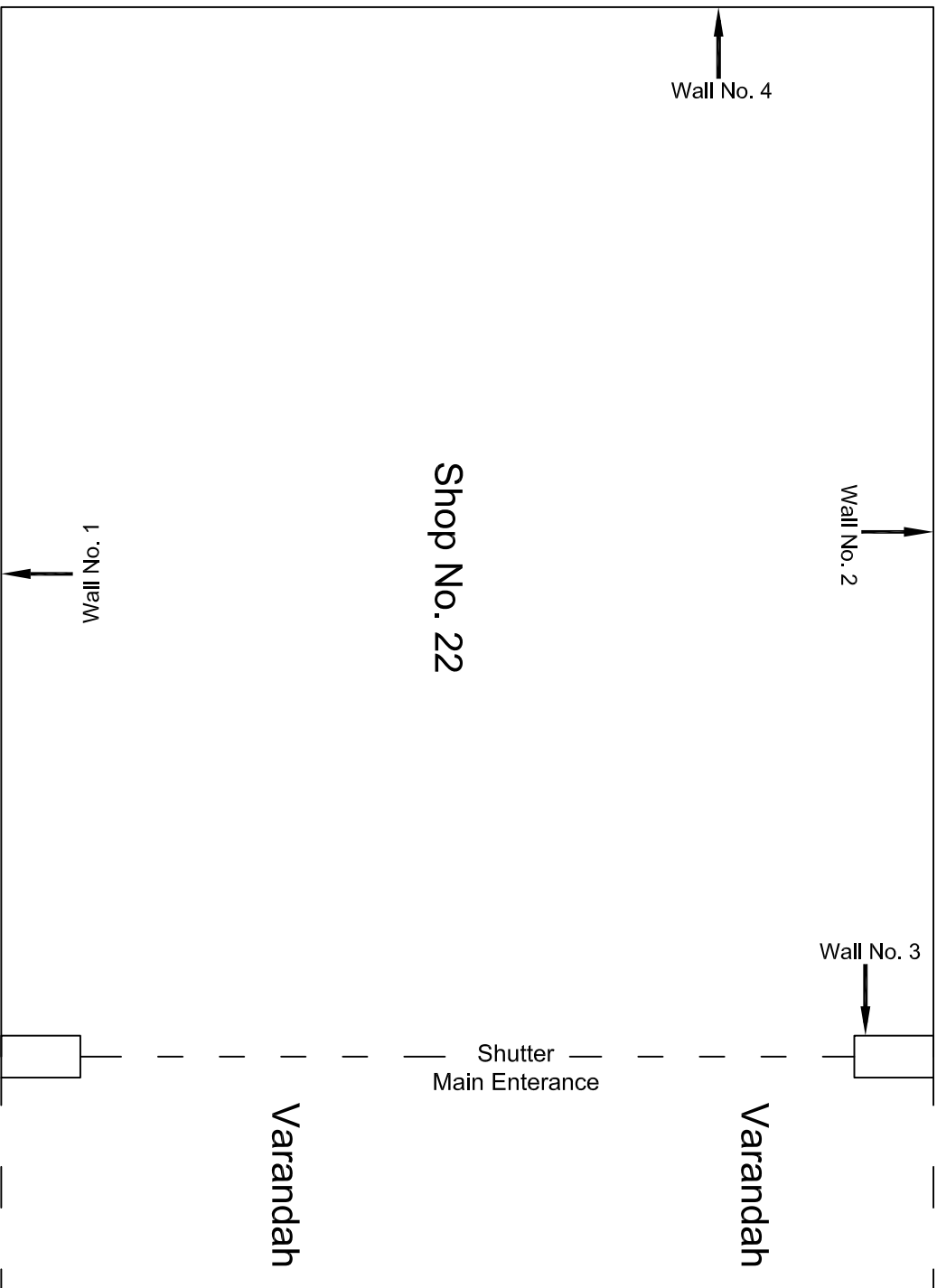


						CONSULTANT: OMIKRON KAPPA-INDUS CONSULTRANS JV	MAIN CONTRACTOR: CEC	SUB-CONTRACTOR: AIMIL LIMITED	PROJECT TITLE: Design and Construction of Tunnel between Chandpole & Badi Choupar and reversal line by Shield TBM, Underground Metro Stations at Choi Choupar and Badi Choupar by Cut & Cover methods on East West Corridor of Jaipur Metro Phase 1B
						CLIENT: DMRC/JMRC	CONTRACT: Jaipur Metro Phase 1B		DRAWING TITLE: Ground Floor Plan of Shop No. 19 Shree Govind Traders, Kishor Niwas Chhoti Chopar
									DRAWING NO.: AIMIL/ESG/12315/ CC-BG-DN-0020-008 / 01
00		NP	Dr. PRC	16.11.2013				SCALE: Not to Scale	REVISION: R0
Revision	Description of Revision	Drawn By	Approved By	Date					



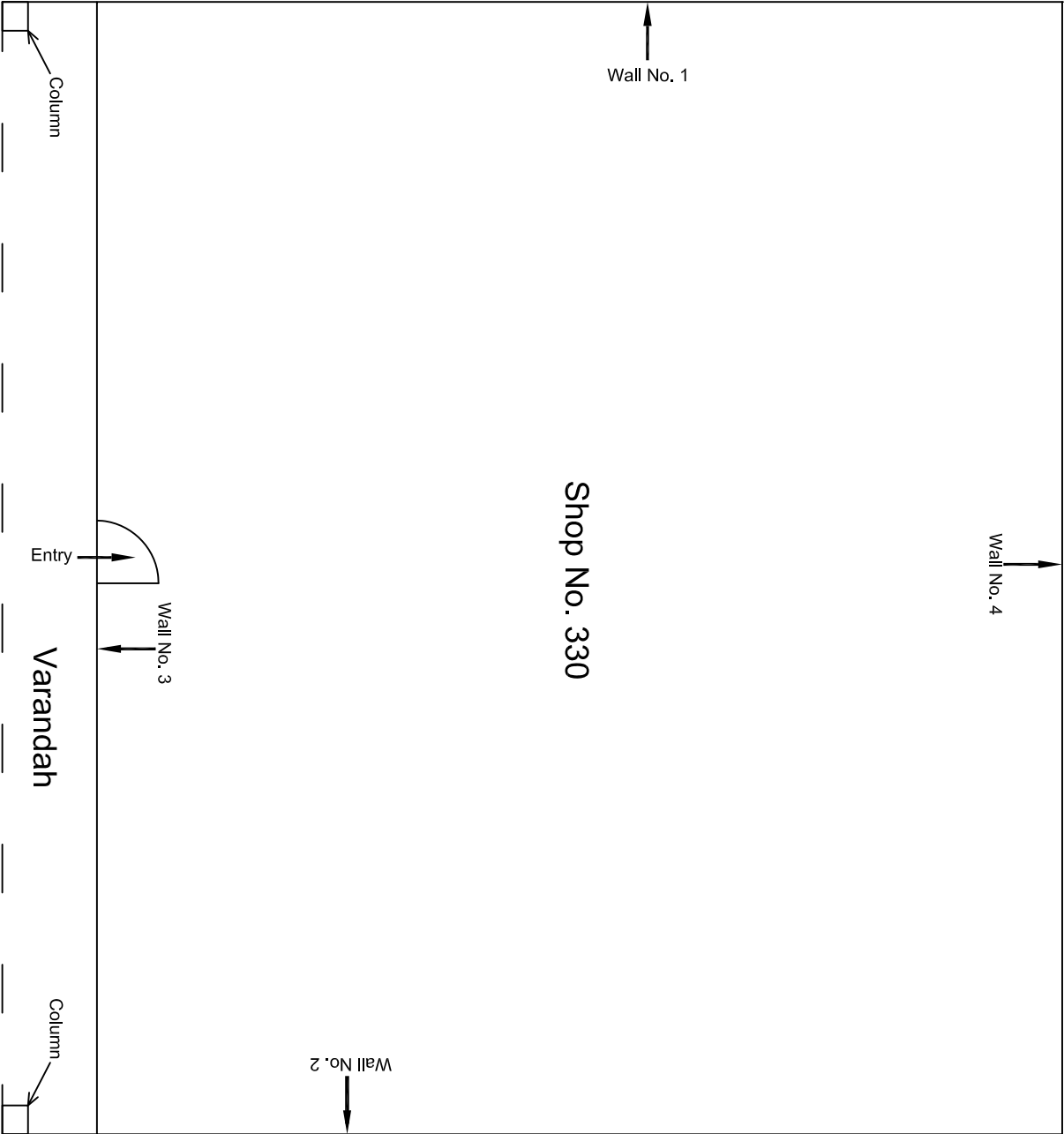
Ground Floor Plan

				CONSULTANT:	MAIN CONTRACTOR:	SUB-CONTRACTOR:	PROJECT TITLE: Design and Construction of Tunnel between Chandpole & Badi Choupar and reversal line by Shield TBM, Underground Metro Stations at Choti Choupar and Badi Choupar by Cut & Cover methods on East West Corridor of Jaipur Metro Phase 1B		
				OMIKRON KAPPA-INDUS	CEC	AIMIL LIMITED			
				CONSULTANS JV					
				CLIENT:	CONTRACT:				
				DMRC/JMRC	Jaipur Metro Phase 1B		DRAWING TITLE:		
							Ground Floor Plan of Shop No. 21, Kishor Nilwas Chhoti Chopar	DRAWING NO.:	
								AIM/LESG/12315/	
								CC-BC-DN-0020-010 / 01	
								SCALE:	
								Not to Scale	
								REVISION:	
								R0	
00		NP	Dt. PRC	16.11.2013					
Revision	Description of Revision	Drawn By	Approved By	Date					



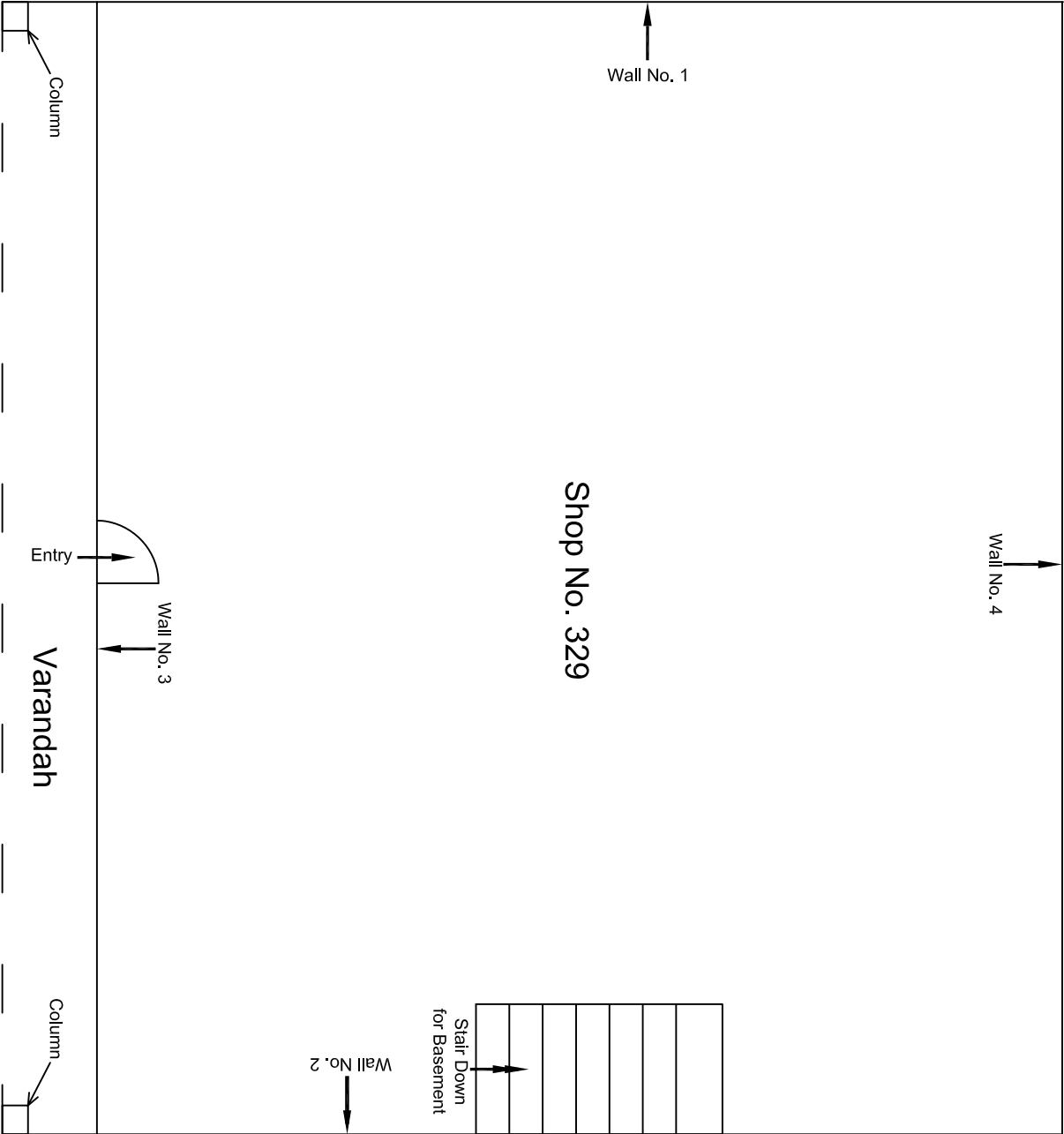
Ground Floor Plan

						CONSULTANT: OMIKRON KAPPA-INDUS CONSULTRANS JV	MAIN CONTRACTOR: CEC	SUB-CONTRACTOR: AIMIL LIMITED	PROJECT TITLE: Design and Construction of Tunnel between Chandpole & Badi Chouper and reversal line by Shield TBM, Underground Metro Stations at Chhoti Choupar and Badi Choupar by Cut & Cover methods on East West Corridor of Jaipur Metro Phase 1B
						CLIENT: DMRC/JMRC	CONTRACT: Jaipur Metro Phase 1B		DRAWING TITLE: Ground Floor Plan of Shop No. 22 Dharam Singh Mohandas, Kishor Niwas Chhoti Choupar
									DRAWING NO.: AIMIL/ESG/12315/ CC-BG-DN-0020-011 / 01
00		NP	Dr. PRC	16.11.2013					SCALE: Not to Scale
Revision	Description of Revision	Drawn By	Approved By	Date					REVISION: R0



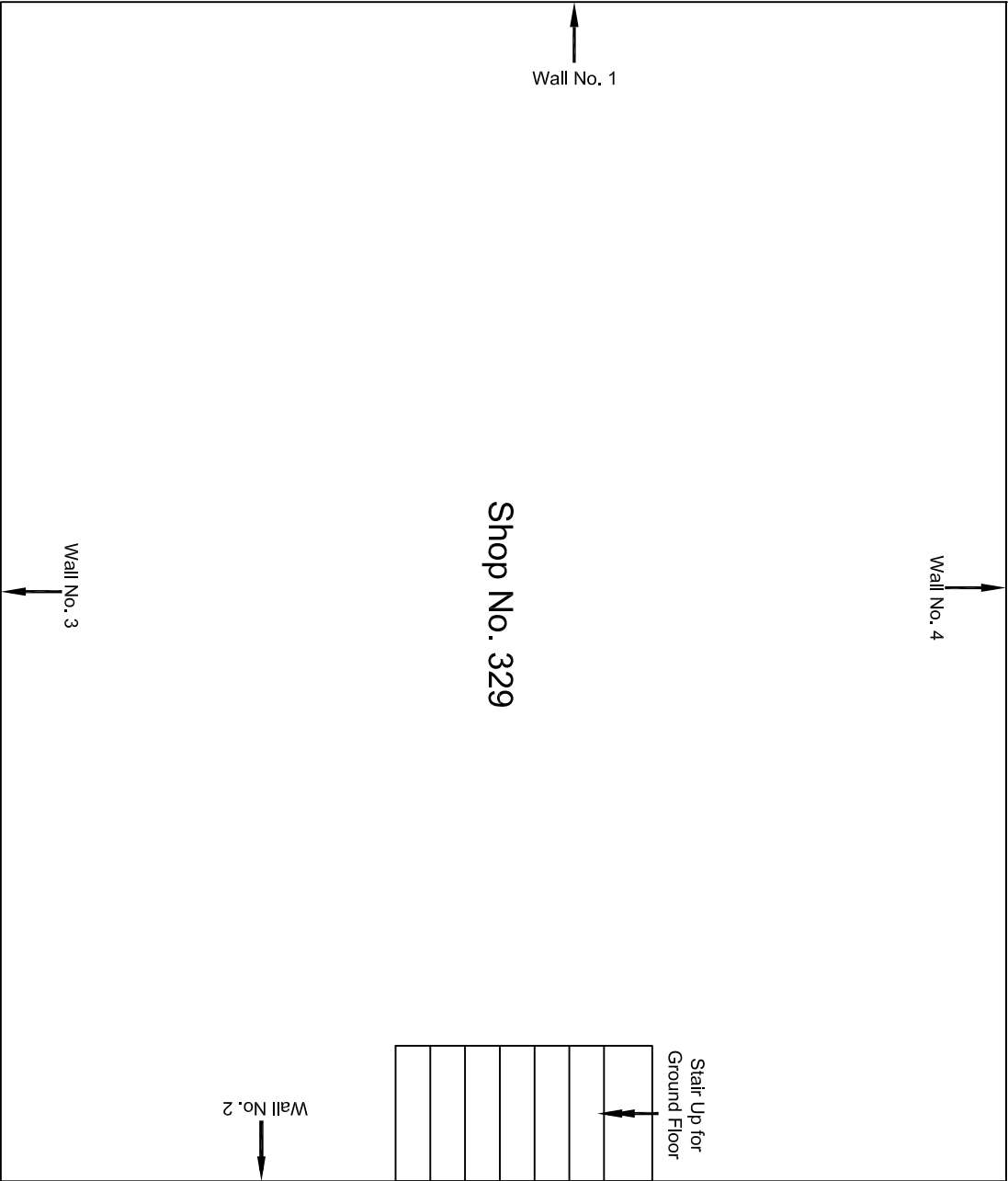
Ground Floor Plan

					CONSULTANT: OMIKRON KAPPA-INDUS CONSULTRANS JV	MAIN CONTRACTOR: CEC	SUB-CONTRACTOR: AIMIL LIMITED	PROJECT TITLE: Design and Construction of Tunnel between Chandpole & Badi Chouper and reversal line by Shield TBM, Underground Metro Stations at Choti Choupar and Badi Choupar by Cut & Cover methods on East West Corridor of Jalpur Metro Phase 1B			
					CLIENT: DMRC/JMRC	CONTRACT: Jaipur Metro Phase 1B		DRAWING TITLE: Ground Floor Plan of Shop No. 330, Tripolia Bazar		DRAWING NO.: AIMIL/ESG/12315/ CC-BC-DN-0021-330 / 01	
00		NP	Dt. PRC	16.11.2013				SCALE: Not to Scale	REVISION: R0		
Revision	Description of Revision	Drawn By	Approved By	Date							



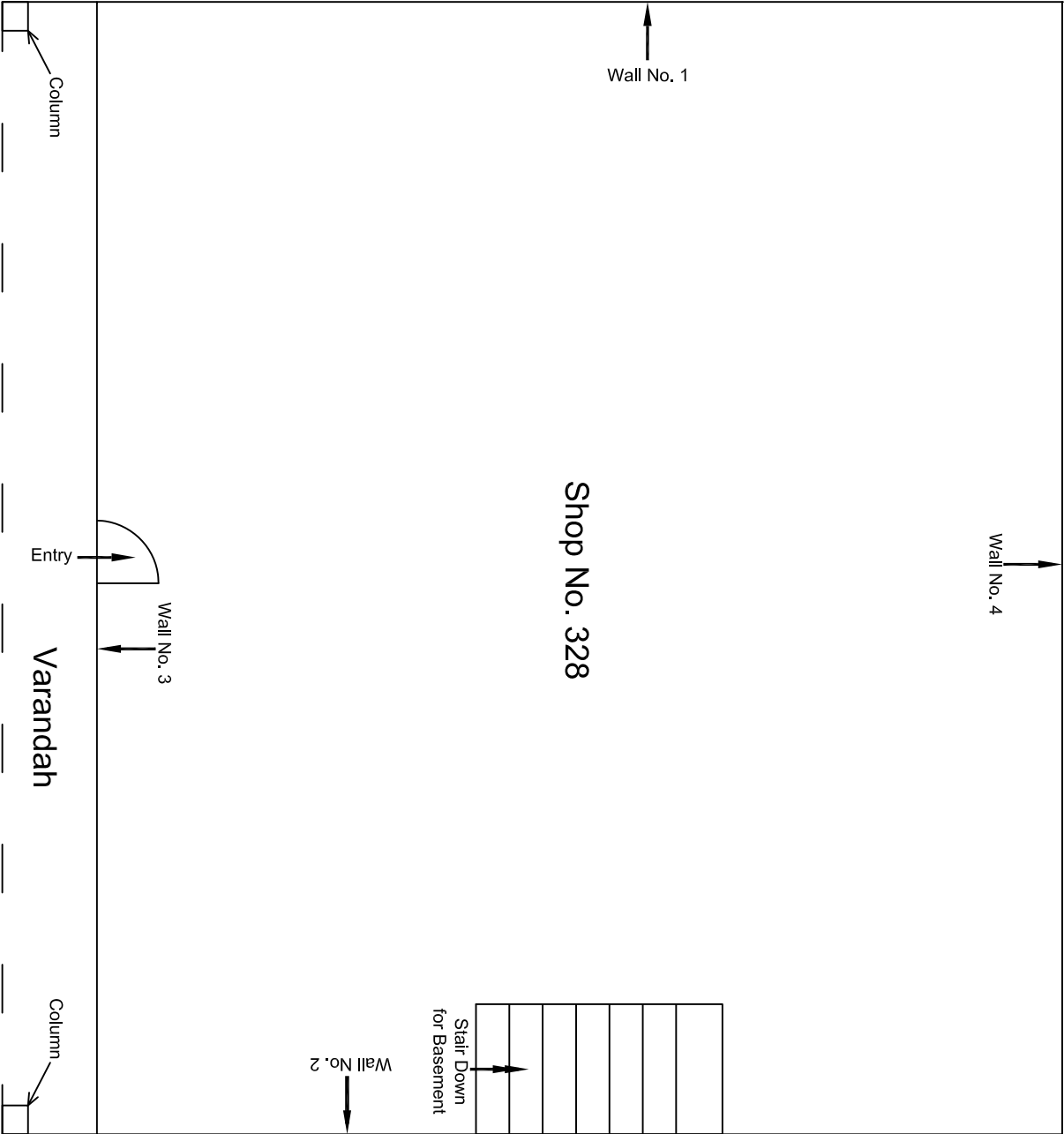
Ground Floor Plan

					CONSULTANT: OMIKRON KAPPA-INDUS CONSULTRANS JV	MAIN CONTRACTOR: CEC	SUB-CONTRACTOR: AIMIL LIMITED	PROJECT TITLE: Design and Construction of Tunnel between Chandpole & Badi Chouper and reversal line by Shield TBM, Underground Metro Stations at Choti Choupar and Badi Choupar by Cut & Cover methods on East West Corridor of Jaipur Metro Phase 1B			
					CLIENT: DMRC/JMRC	CONTRACT: Jaipur Metro Phase 1B		DRAWING TITLE: Ground Floor Plan of Shop No. 329, Tripolia Bazar		DRAWING NO.: AIMIL/ESG/12315/ CC-BC-DN-0021-329 / 01	
00		NP	Dt. PRC	16.11.2013				SCALE: Not to Scale	REVISION: R0		
Revision	Description of Revision	Drawn By	Approved By	Date							



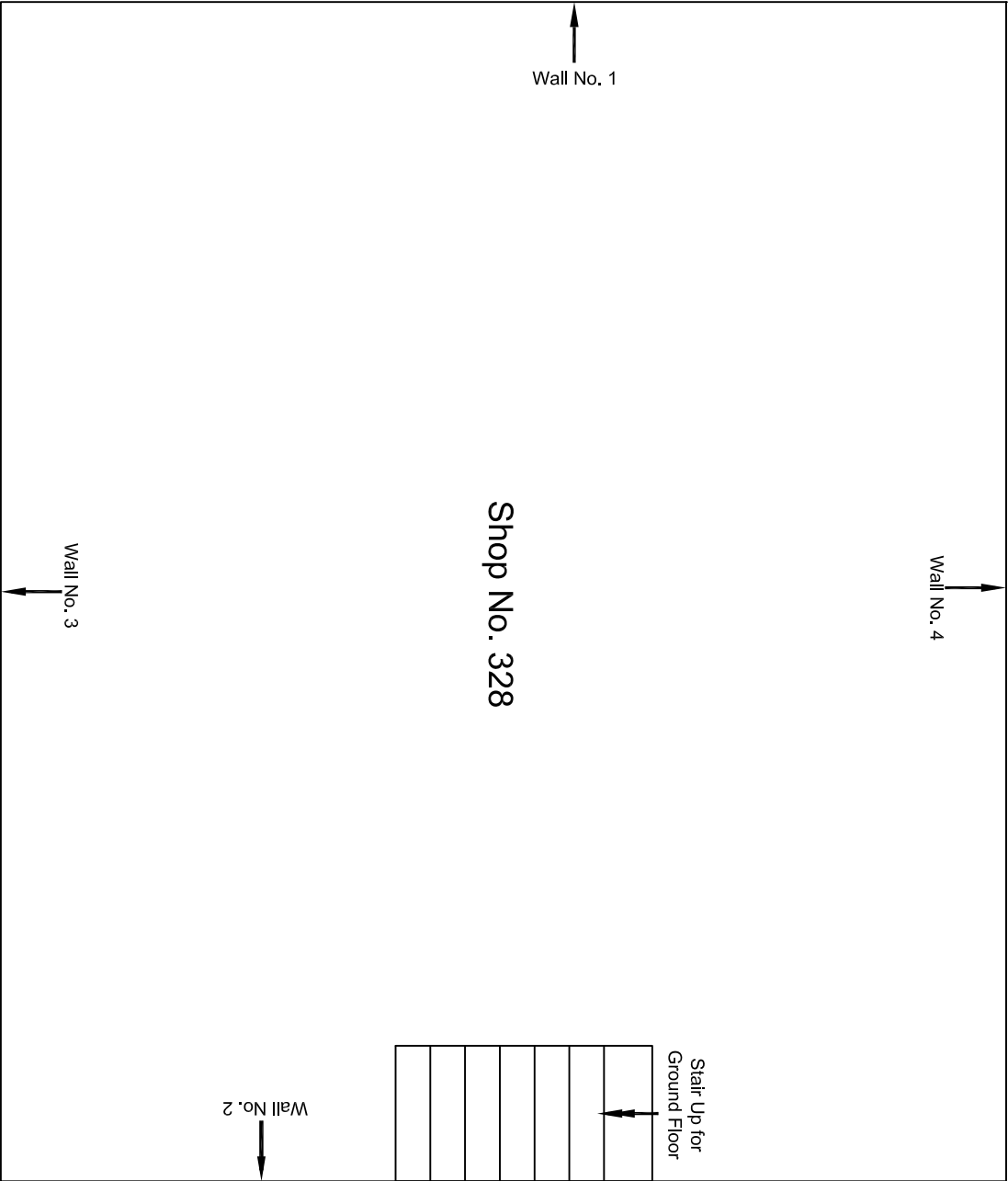
				CONSULTANT:	MAIN CONTRACTOR:	SUB-CONTRACTOR:	PROJECT TITLE: Design and Construction of Tunnel between Chandpole & Badi Choupar and reversal line by Shield TBM, Underground Metro Stations at Choti Choupar and Badi Choupar by Cut & Cover methods on East West Corridor of Jaipur Metro Phase 1B		
				OMIKRON KAPPA-INDUS	CEC	AIMIL LIMITED			
				CONSULTANS JV	CONTRACT:				
				CLIENT:					
				DMRC/JMRC	Jaipur Metro Phase 1B		DRAWING TITLE:	DRAWING NO.:	REVISION:
00		NP	Dr. PRC	16.11.2013			Basement Floor Plan of Shop No. 329, Tripolia Bazar	AIMIL/ESG/12315/ CC-BC-DN-0021-329 / 01	
Revision	Description of Revision	Drawn By	Approved By	Date				SCALE:	
								Not to Scale	R0

Basement Floor Plan



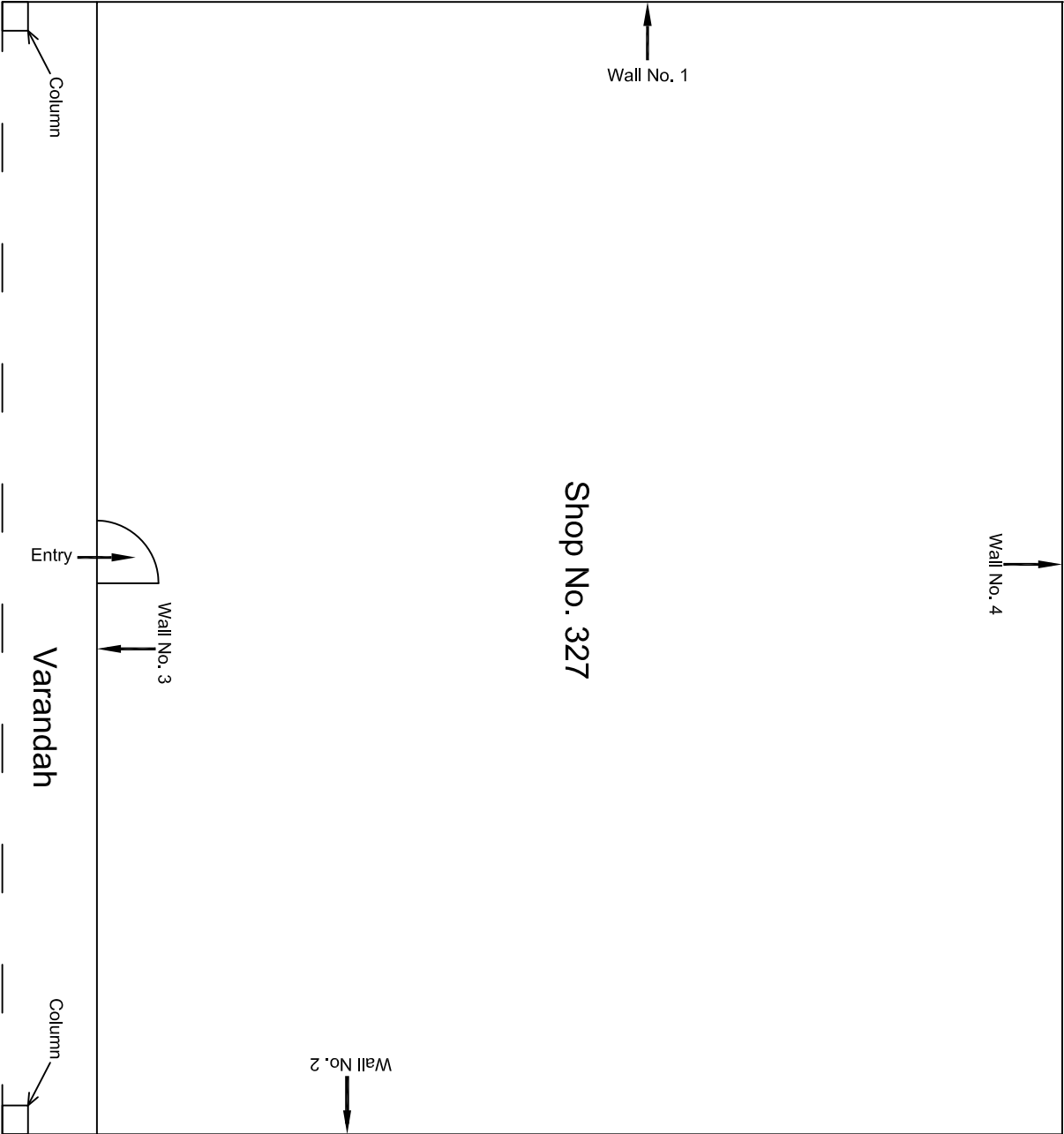
Ground Floor Plan

					CONSULTANT: OMIKRON KAPPA-INDUS CONSULTRANS JV	MAIN CONTRACTOR: CEC	SUB-CONTRACTOR: AIMIL LIMITED	PROJECT TITLE: Design and Construction of Tunnel between Chandpole & Badi Chouper and reversal line by Shield TBM, Underground Metro Stations at Choti Choupar and Badi Choupar by Cut & Cover methods on East West Corridor of Jaipur Metro Phase 1B			
					CLIENT: DMRC/JMRC	CONTRACT: Jaipur Metro Phase 1B		DRAWING TITLE: Ground Floor Plan of Shop No. 328, Tripolia Bazar		DRAWING NO.: AIMIL/ESG/12315/ CC-BC-DN-0021-328 / 01	
00		NP	Dt. PRC	16.11.2013				SCALE: Not to Scale	REVISION: R0		
Revision	Description of Revision	Drawn By	Approved By	Date							



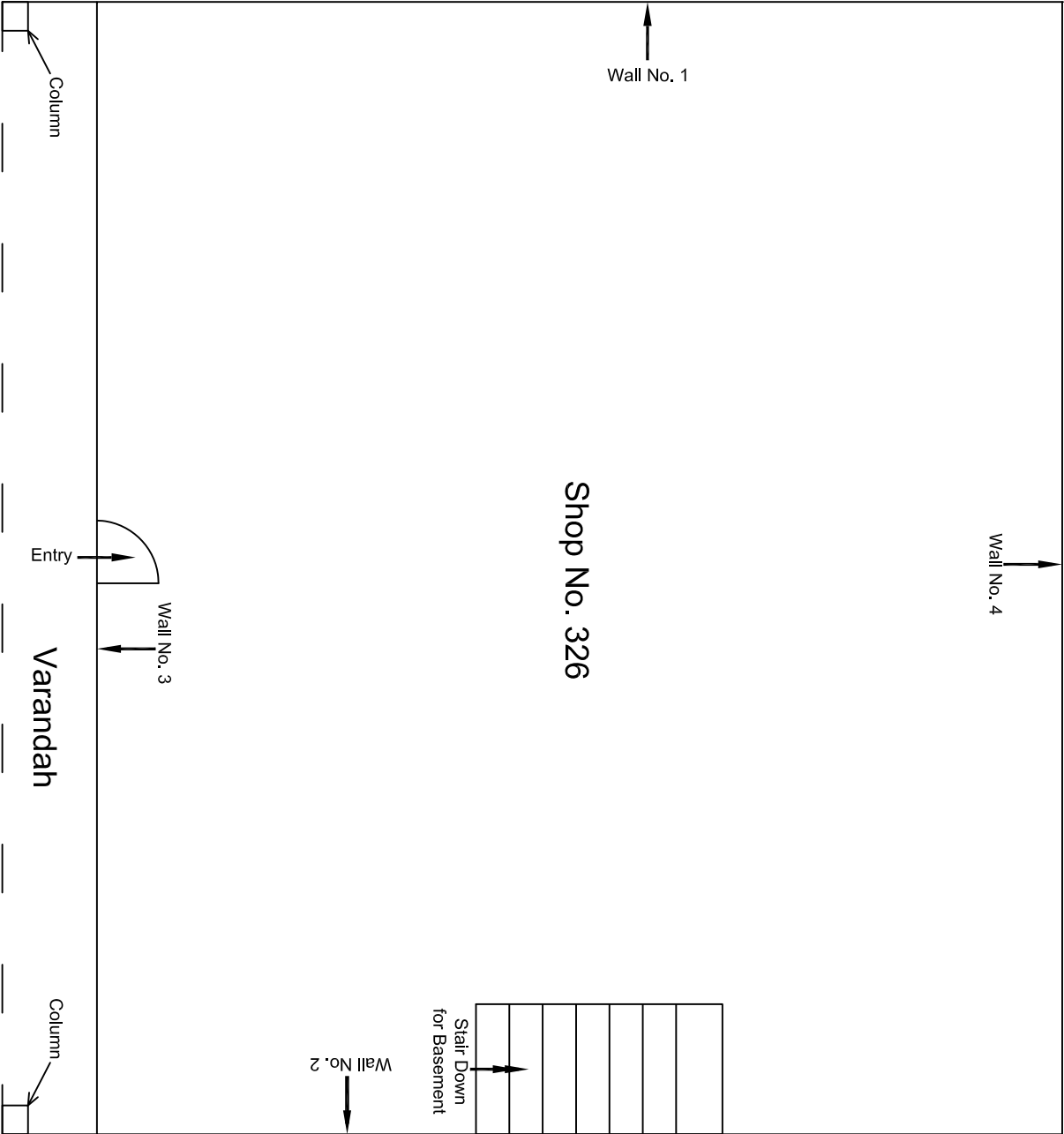
				CONSULTANT:	MAIN CONTRACTOR:	SUB-CONTRACTOR:	PROJECT TITLE: Design and Construction of Tunnel between Chandpole & Badi Choupar and reversal line by Shield TBM, Underground Metro Stations at Choti Choupar and Badi Choupar by Cut & Cover methods on East West Corridor of Jaipur Metro Phase 1B		
				OMIKRON KAPPA-INDUS	CEC	AIMIL LIMITED			
				CONSULTANS JV					
				CLIENT:	CONTRACT:				
				DMRC/JMRC	Jaipur Metro Phase 1B		DRAWING TITLE:	Basement Floor Plan of Shop No. 328, Tripolia Bazar	
00		NP	Dr. PRC	16.11.2013			DRAWING NO.:	AIMIL/ESG/12315/ CC-BC-DN-0021-328 / 01	
Revision	Description of Revision	Drawn By	Approved By	Date			SCALE:	Not to Scale	REVISION:

Basement Floor Plan



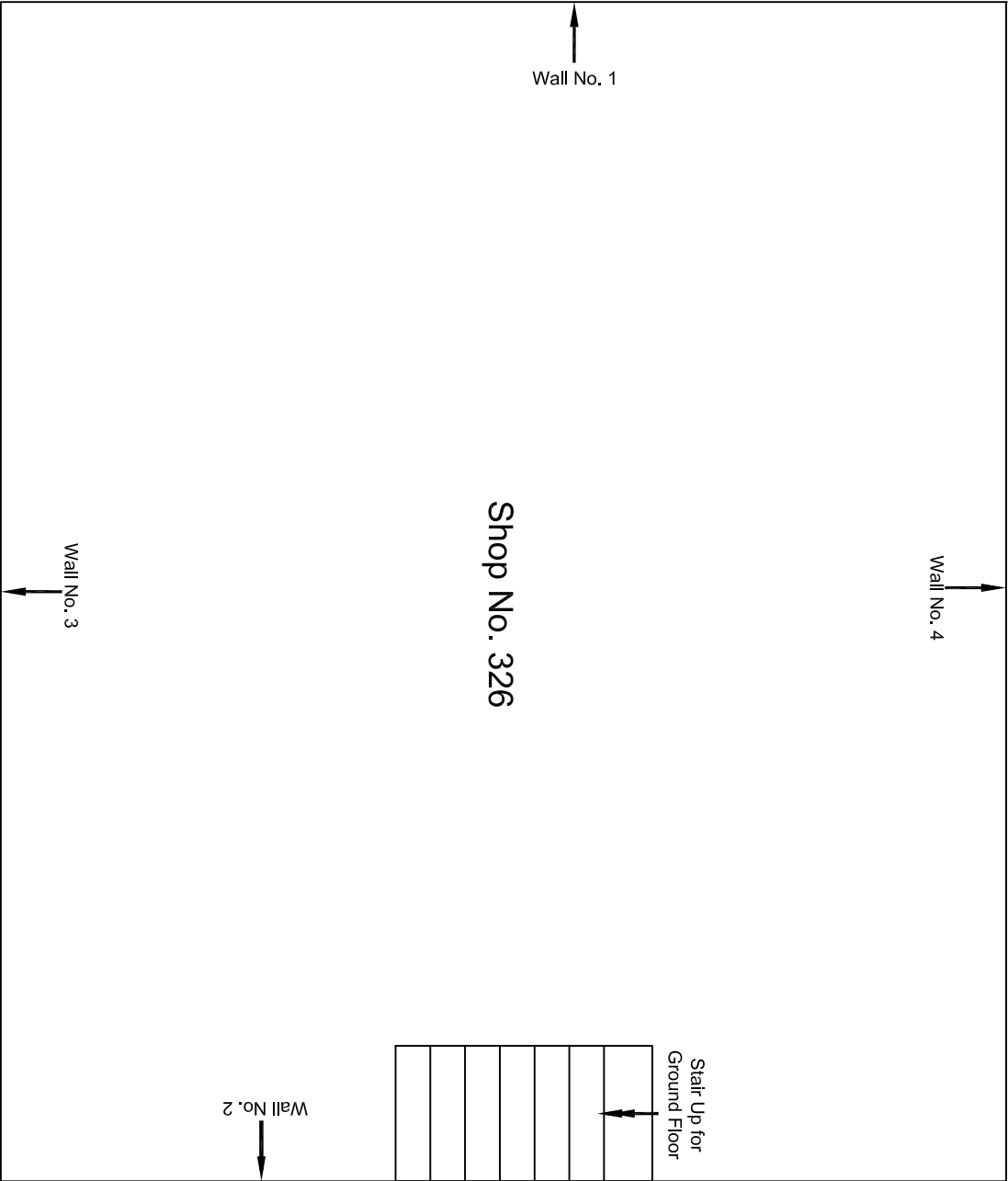
Ground Floor Plan

					CONSULTANT: OMIKRON KAPPA-INDUS CONSULTRANS JV	MAIN CONTRACTOR: CEC	SUB-CONTRACTOR: AIMIL LIMITED	PROJECT TITLE: Design and Construction of Tunnel between Chandpole & Badi Chouper and reversal line by Shield TBM, Underground Metro Stations at Choti Choupar and Badi Choupar by Cut & Cover methods on East West Corridor of Jaipur Metro Phase 1B			
					CLIENT: DMRC/JMRC	CONTRACT: Jaipur Metro Phase 1B		DRAWING TITLE: Ground Floor Plan of Shop No. 327, Tripolia Bazar		DRAWING NO.: AIMIL/ESG/12315/ CC-BC-DN-0021-327 / 01	
00		NP	Dt. PRC	16.11.2013				SCALE: Not to Scale	REVISION: R0		
Revision	Description of Revision	Drawn By	Approved By	Date							



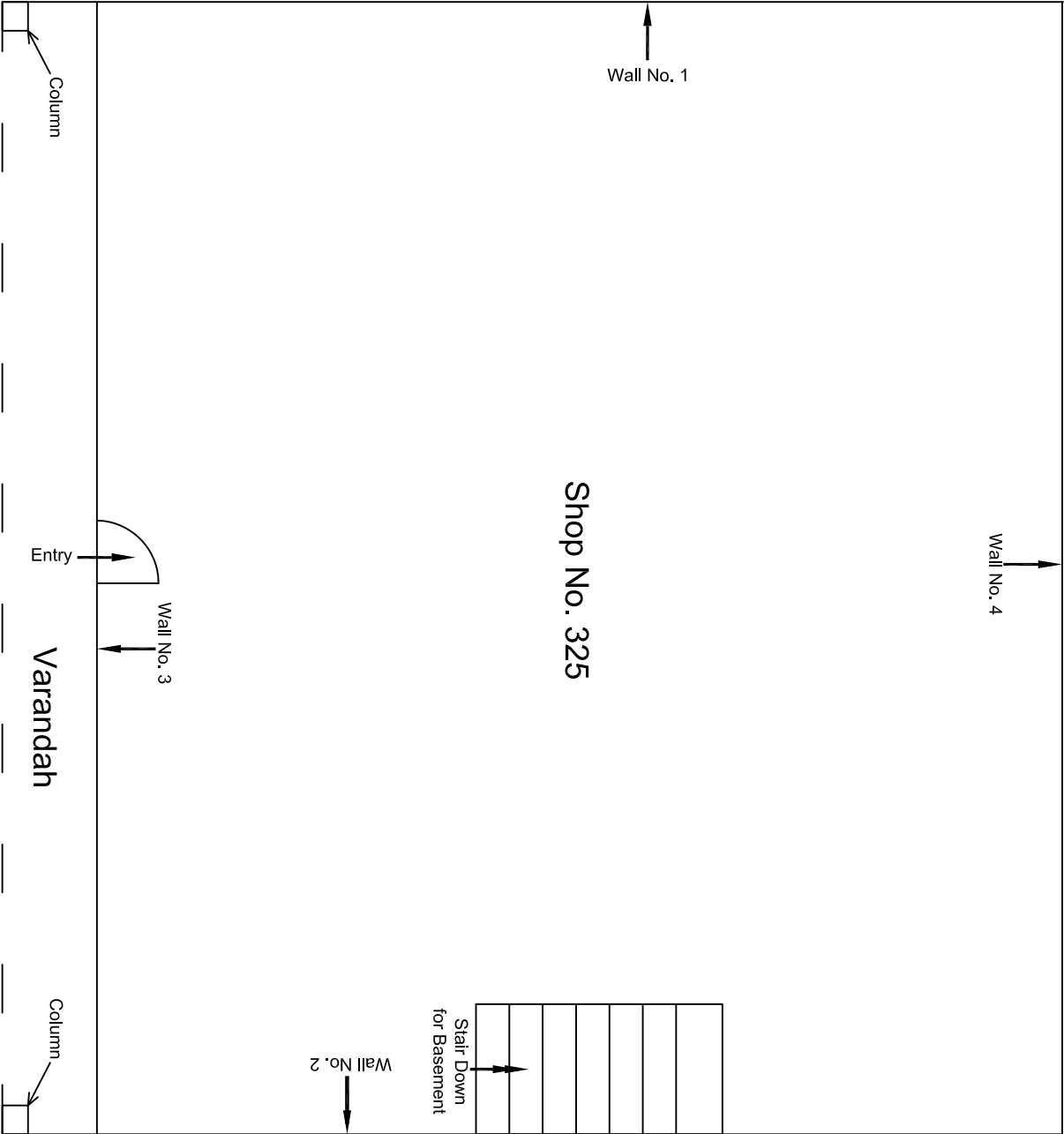
Ground Floor Plan

				CONSULTANT:	MAIN CONTRACTOR:	SUB-CONTRACTOR:	PROJECT TITLE: Design and Construction of Tunnel between Chandpole & Badi Choupar and reversal line by Shield TBM, Underground Metro Stations at Choti Choupar and Badi Choupar by Cut & Cover methods on East West Corridor of Jaipur Metro Phase 1B		
				OMIKRON KAPPA-INDUS	CEC	AIMIL LIMITED			
				CONSULTANS JV					
				CLIENT:	CONTRACT:				
				DMRC/JMRC	Jaipur Metro Phase 1B		DRAWING TITLE:	DRAWING NO.:	REVISION:
							Ground Floor Plan of Shop	AIMIL/ESG/12315/ CC-BC-DN-0021-326 / 01	
00		NP	Dr. PRC	16.11.2013			No. 326, Tripolia Bazar	SCALE:	R0
Revision	Description of Revision	Drawn By	Approved By	Date				Not to Scale	

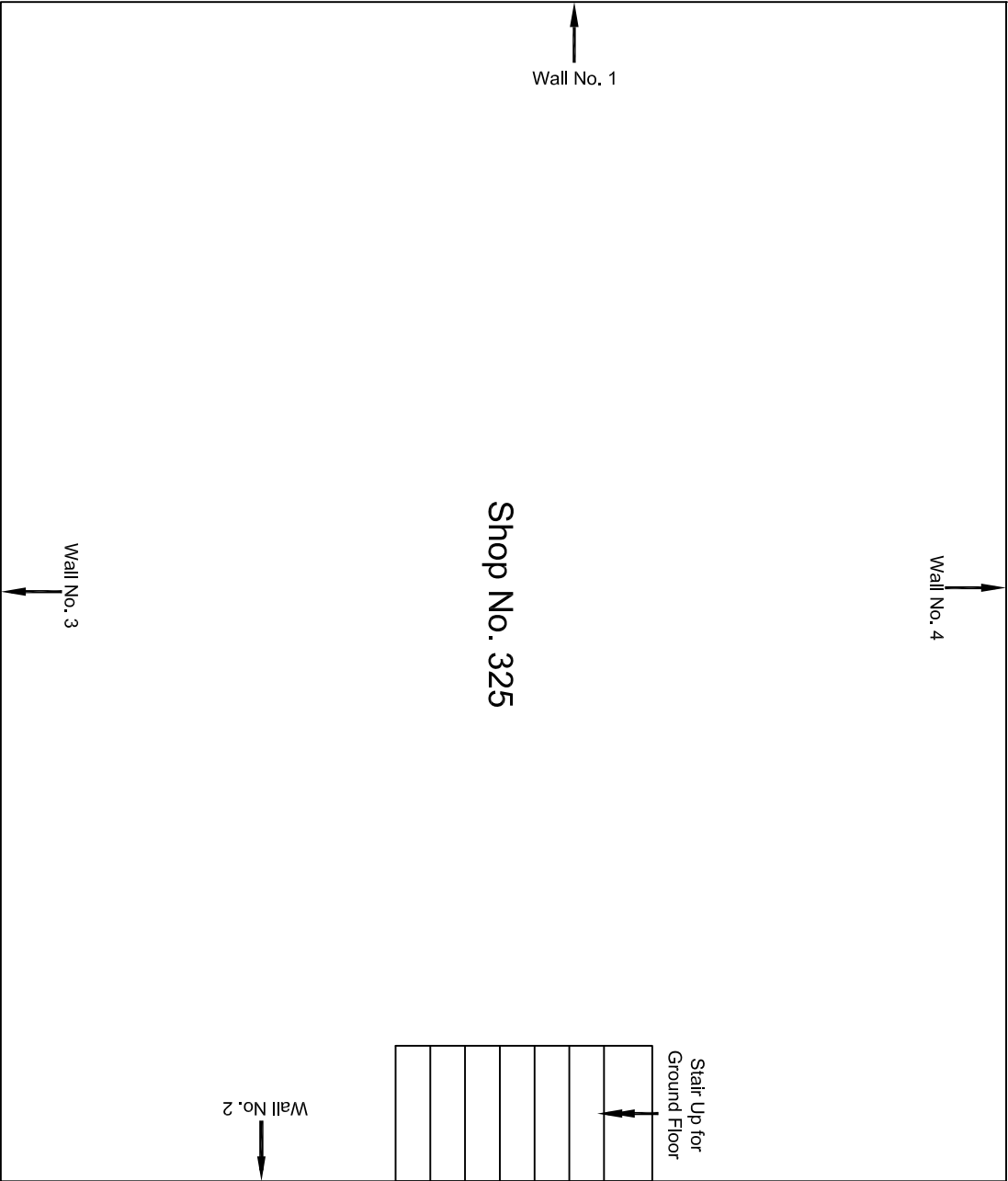


				CONSULTANT:	MAIN CONTRACTOR:	SUB-CONTRACTOR:	PROJECT TITLE: Design and Construction of Tunnel between Chandpole & Badi Choupar and reversal line by Shield TBM, Underground Metro Stations at Choti Choupar and Badi Choupar by Cut & Cover methods on East West Corridor of Jaipur Metro Phase 1B		
				OMIKRON KAPPA-INDUS	CEC	AIMIL LIMITED			
				CONSULTANS JV					
				CLIENT:	CONTRACT:				
				DMRC/JMRC	Jaipur Metro Phase 1B		DRAWING TITLE:	Basement Floor Plan of Shop No. 326, Tripolia Bazar	
00		NP	Dr. PRC	16.11.2013			DRAWING NO.:	AIMIL/ESG/12315/ CC-BC-DN-0021-326 / 01	
Revision	Description of Revision	Drawn By	Approved By	Date			SCALE:	Not to Scale	REVISION:
									R0

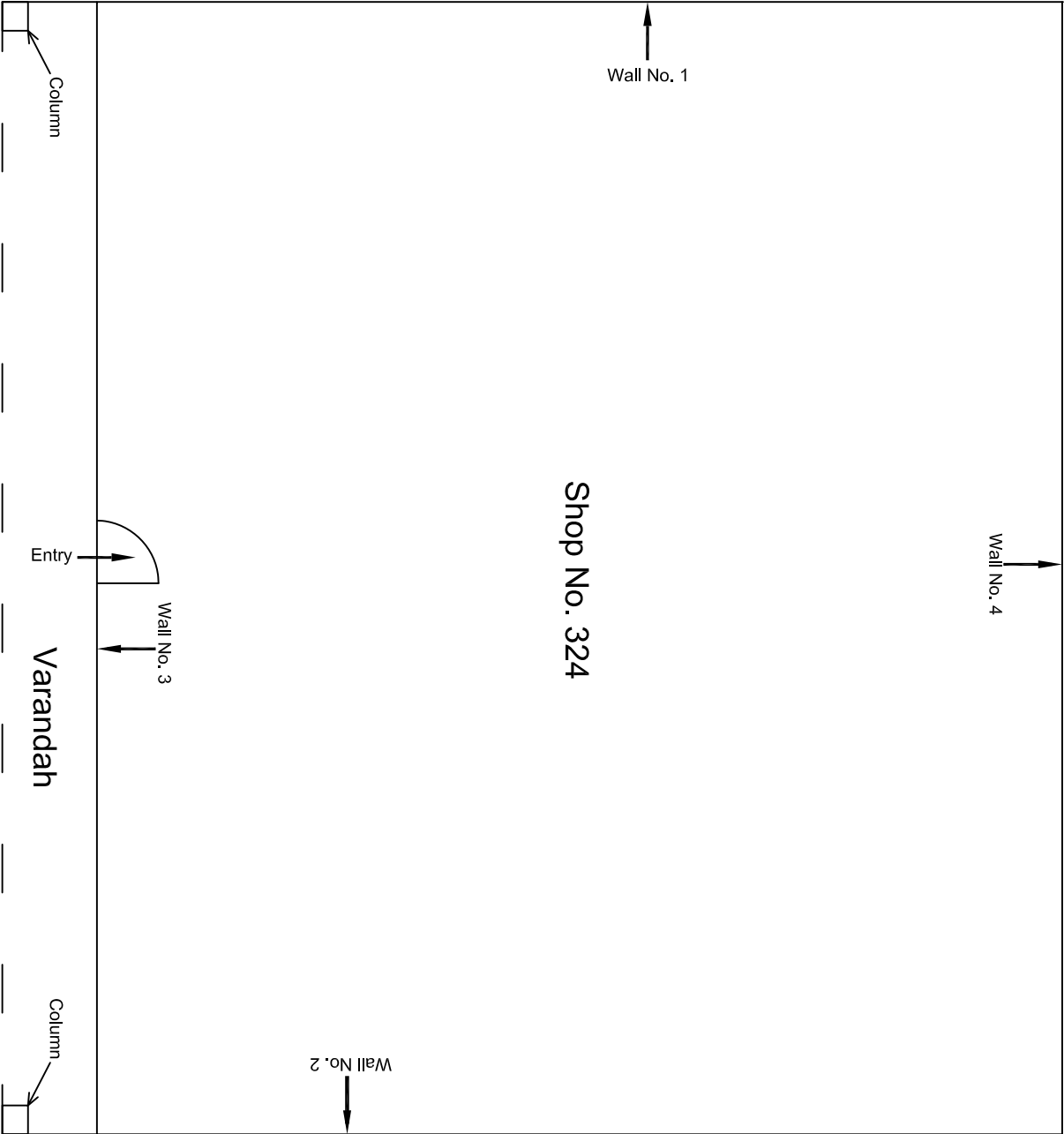
Basement Floor Plan



					CONSULTANT: OMIKRON KAPPA-INDUS CONSULTRANS JV	MAIN CONTRACTOR: CEC	SUB-CONTRACTOR: AIMIL LIMITED	PROJECT TITLE: Design and Construction of Tunnel between Chandpole & Badi Chouper and reversal line by Shield TBM, Underground Metro Stations at Choti Choupar and Badi Choupar by Cut & Cover methods on East West Corridor of Jaipur Metro Phase 1B		
					CLIENT: DMRC/JMRC	CONTRACT: Jaipur Metro Phase 1B		DRAWING TITLE: Ground Floor Plan of Shop No. 325, Tripolia Bazar		
00		NP	Dr. PRC	16.11.2013				DRAWING NO.: AIMIL/ESG/12315/ CC-BC-DN-0021-325 / 01	SCALE: Not to Scale	REVISION: R0
Revision	Description of Revision	Drawn By	Approved By	Date						

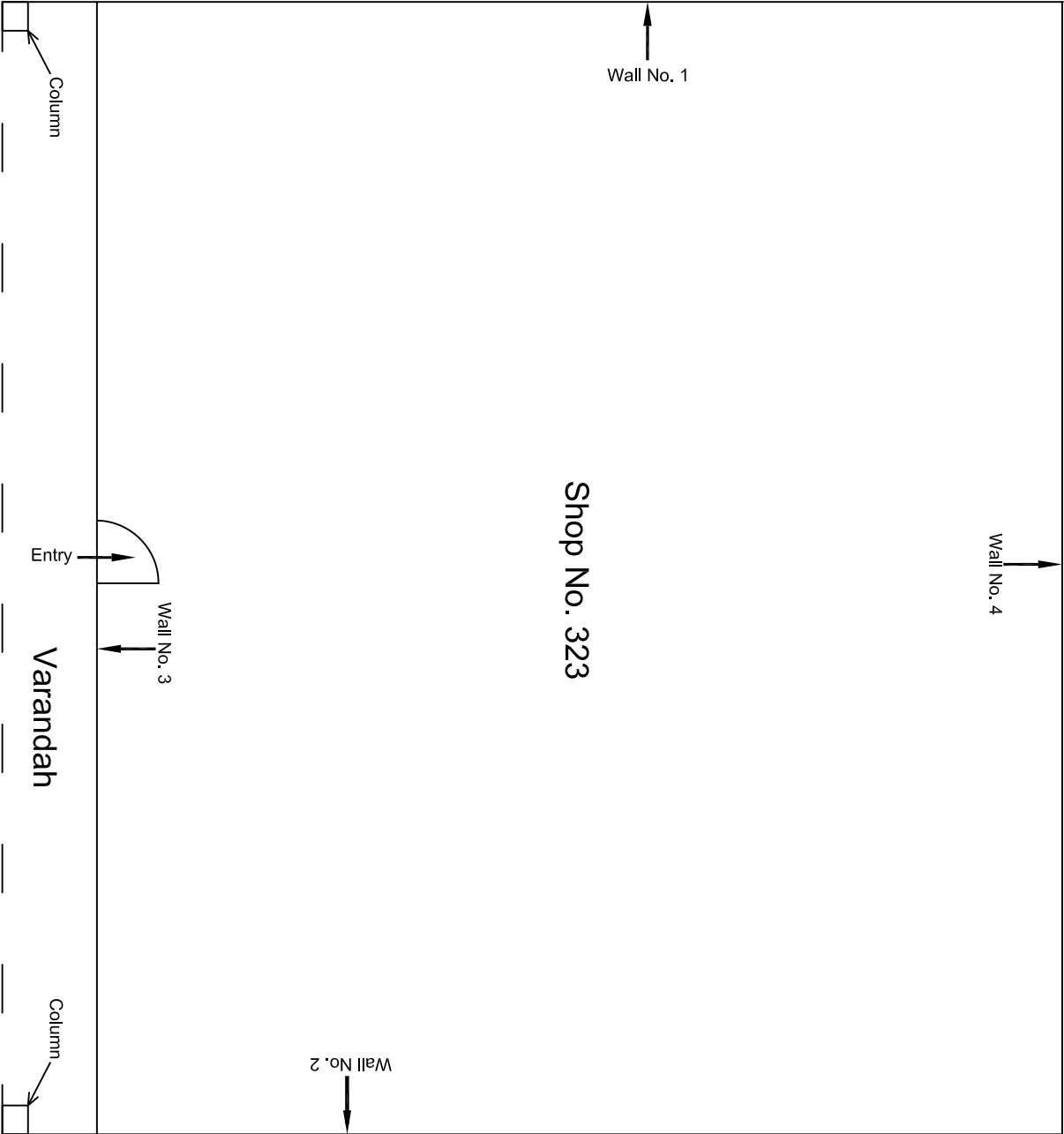


					CONSULTANT: OMIKRON KAPPA-INDUS CONSULTRANS JV	MAIN CONTRACTOR: CEC	SUB-CONTRACTOR: AIMIL LIMITED	PROJECT TITLE: Design and Construction of Tunnel between Chandpole & Badi Chouper and reversal line by Shield TBM, Underground Metro Stations at Choti Choupar and Badi Choupar by Cut & Cover methods on East West Corridor of Jaipur Metro Phase 1B		
					CLIENT: DMRC/JMRC	CONTRACT: Jaipur Metro Phase 1B		DRAWING TITLE: Basement Floor Plan of Shop No. 325, Tripolia Bazar		
00		NP	Dr. PRC	16.11.2013				DRAWING NO.: AIMIL/ESG/12315/ CC-BC-DN-0021-325 / 01	SCALE: Not to Scale	REVISION: R0
Revision	Description of Revision	Drawn By	Approved By	Date						



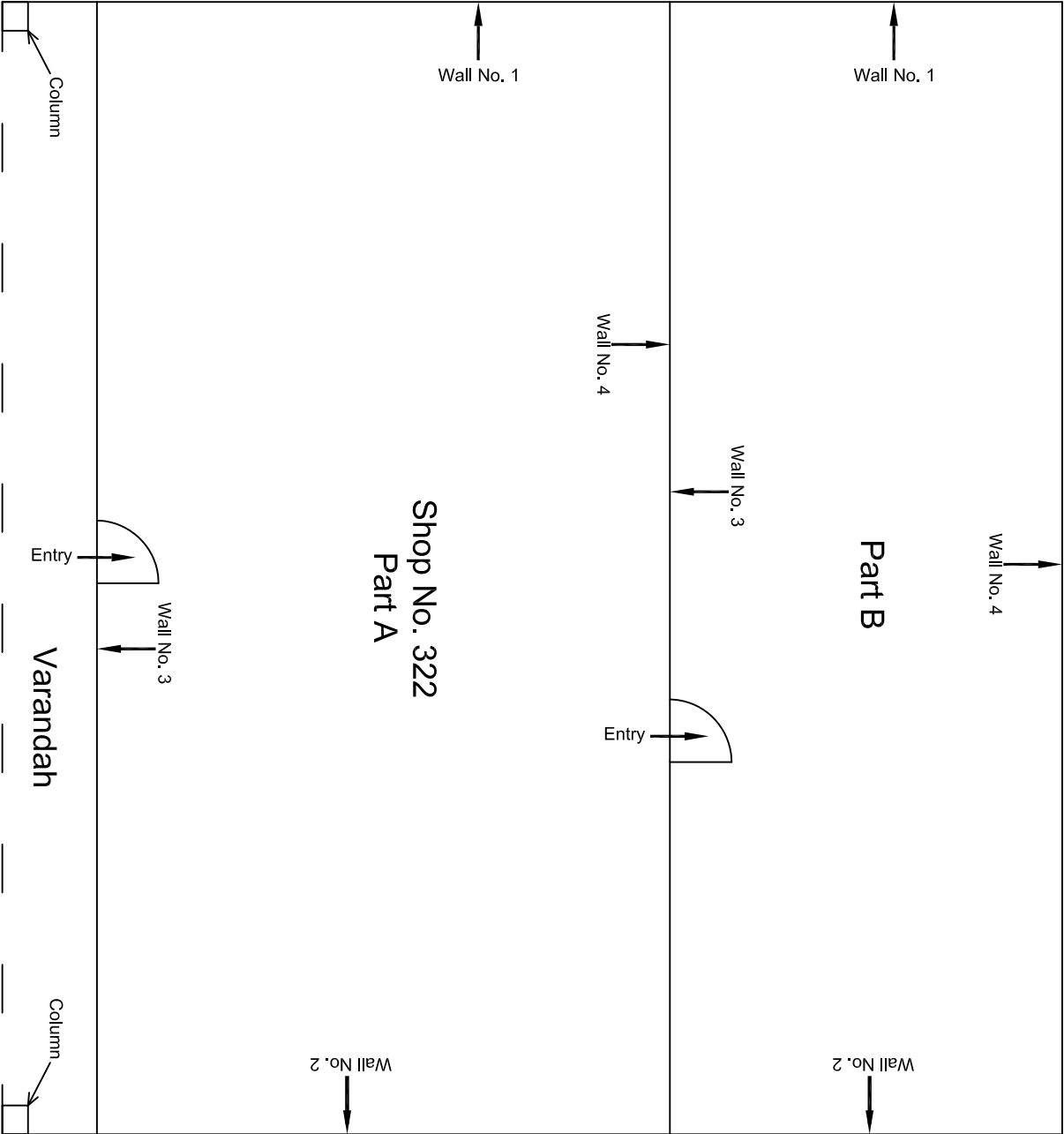
Ground Floor Plan

					CONSULTANT: OMIKRON KAPPA-INDUS CONSULTRANS JV	MAIN CONTRACTOR: CEC	SUB-CONTRACTOR: AIMIL LIMITED	PROJECT TITLE: Design and Construction of Tunnel between Chandpole & Badi Chouper and reversal line by Shield TBM, Underground Metro Stations at Choti Choupar and Badi Choupar by Cut & Cover methods on East West Corridor of Jaipur Metro Phase 1B			
					CLIENT: DMRC/JMRC	CONTRACT: Jaipur Metro Phase 1B		DRAWING TITLE: Ground Floor Plan of Shop No. 324, Tripolia Bazar		DRAWING NO.: AIMIL/ESG/12315/ CC-BC-DN-0021-324 / 01	
00		NP	Dt. PRC	16.11.2013				SCALE: Not to Scale	REVISION: R0		
Revision	Description of Revision	Drawn By	Approved By	Date							

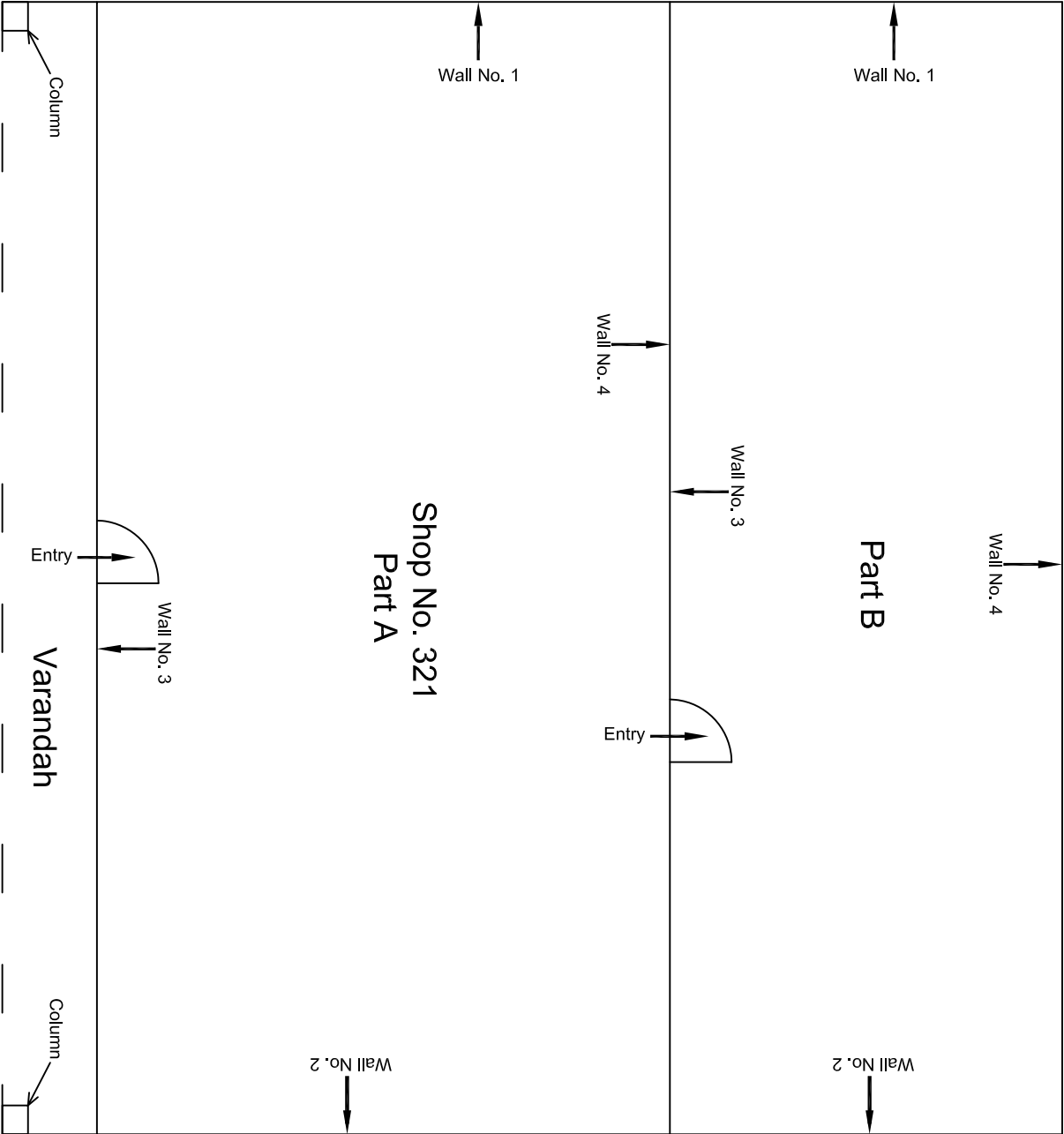


Ground Floor Plan

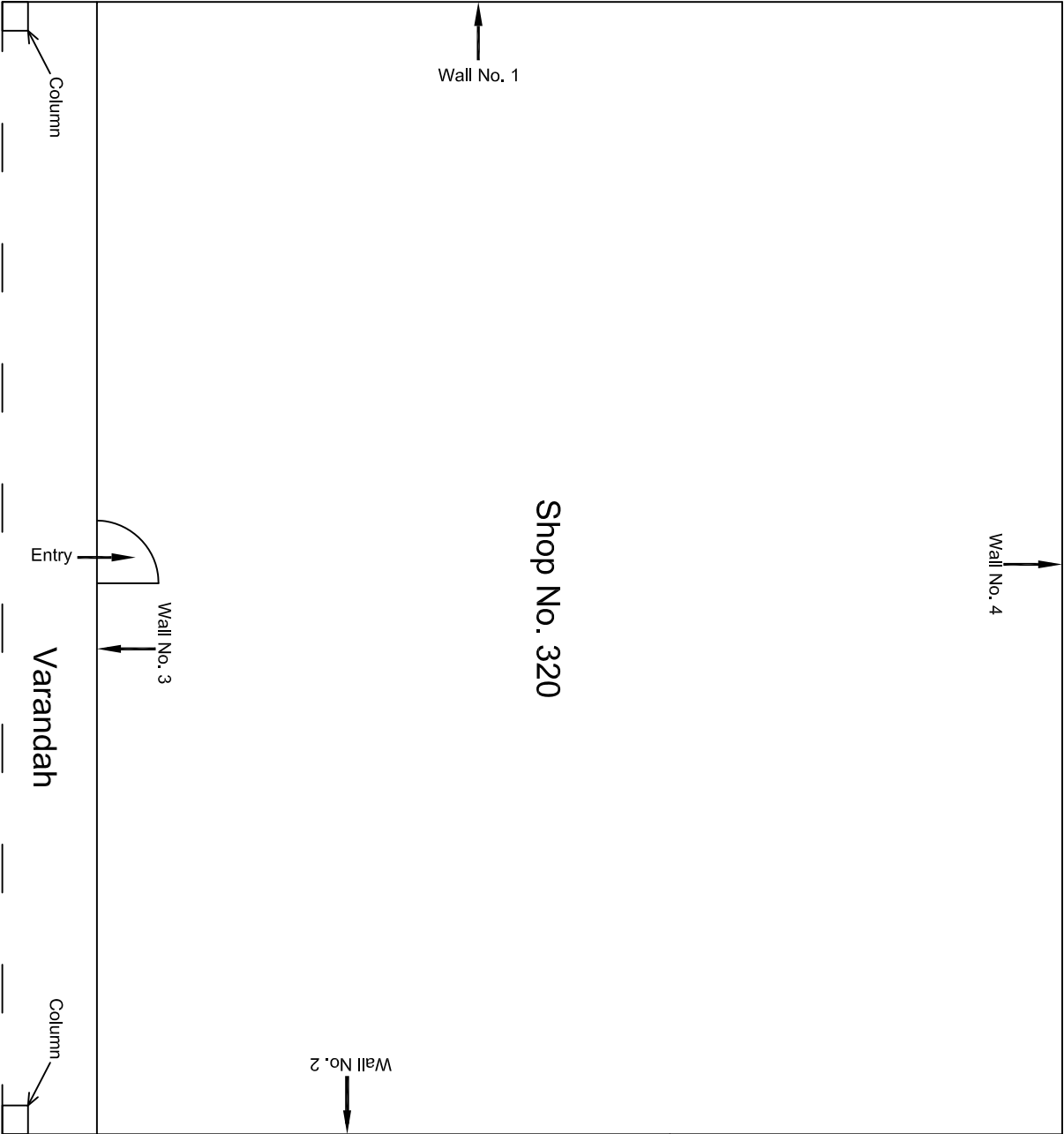
					CONSULTANT: OMIKRON KAPPA-INDUS CONSULTRANS JV	MAIN CONTRACTOR: CEC	SUB-CONTRACTOR: AIMIL LIMITED	PROJECT TITLE: Design and Construction of Tunnel between Chandpole & Badi Chouper and reversal line by Shield TBM, Underground Metro Stations at Choti Choupar and Badi Choupar by Cut & Cover methods on East West Corridor of Jalpur Metro Phase 1B			
					CLIENT: DMRC/JMRC	CONTRACT: Jaipur Metro Phase 1B		DRAWING TITLE: Ground Floor Plan of Shop No. 323, Tripolia Bazar		DRAWING NO.: AIMIL/ESG/12315/ CC-BC-DN-0021-323 / 01	
00		NP	Dt. PRC	16.11.2013				SCALE: Not to Scale	REVISION: R0		
Revision	Description of Revision	Drawn By	Approved By	Date							



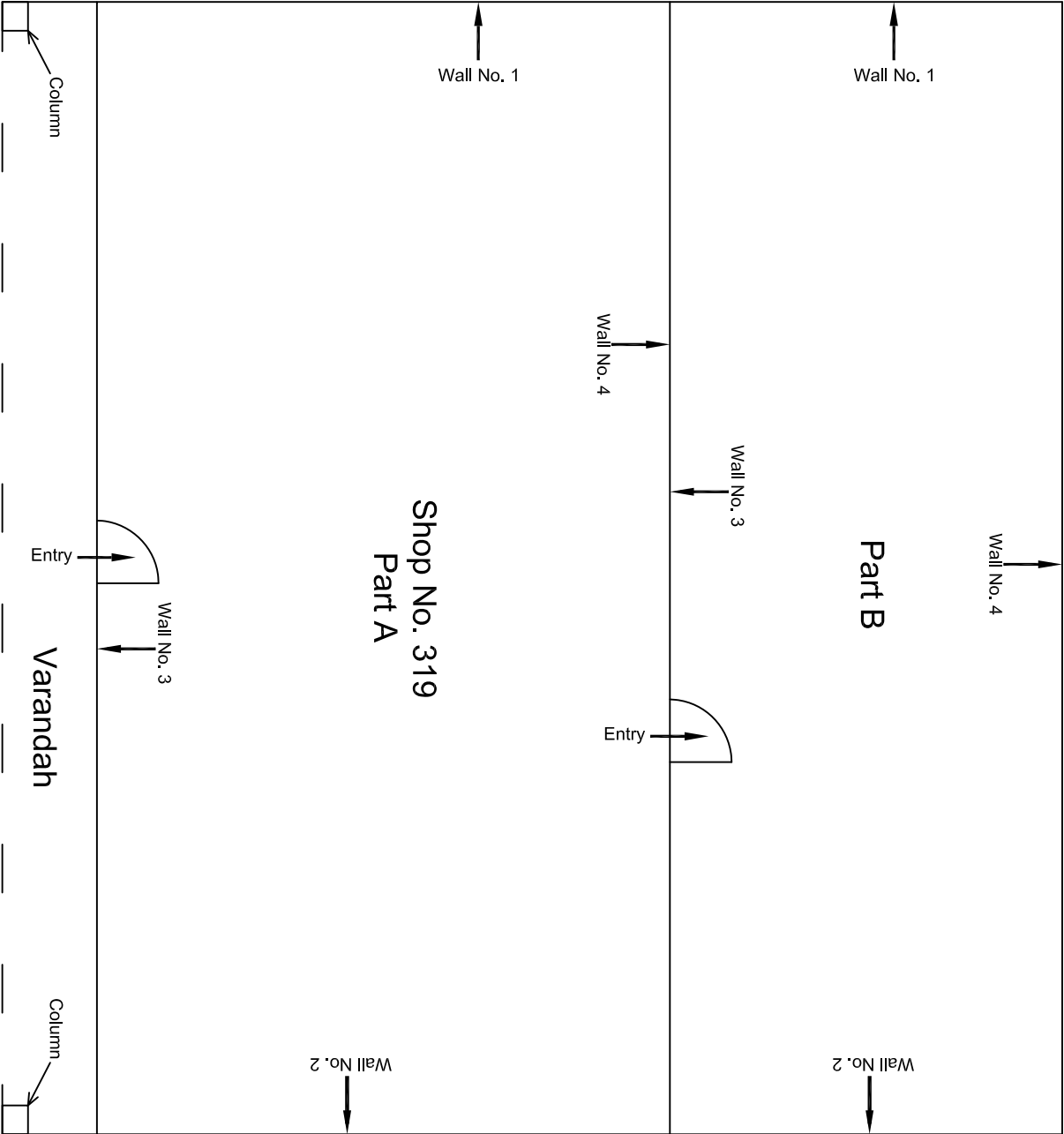
				CONSULTANT:	MAIN CONTRACTOR:	SUB-CONTRACTOR:	PROJECT TITLE:		
				OMIKRON KAPPA-INDUS	CEC	AIMIL LIMITED	Design and Construction of Tunnel between Chandpole & Badi Choupar and reversal line by Shield TBM, Underground Metro Stations at Choti Choupar and Badi Choupar by Cut & Cover methods on East West Corridor of Jaipur Metro Phase 1B		
				CONSULTRANS JV					
				CLIENT:	CONTRACT:		DRAWING TITLE:	DRAWING NO.:	REVISION:
				DMRC/JIMRC	Jaipur Metro Phase 1B		Ground Floor Plan of Shop	AIMIL/ESG/12315/ CC-BC-DN-0021-322 / 01	
00		NP	Dr. PRC	16.11.2013			No. 322, Tripolia Bazar	SCALE:	R0
Revision	Description of Revision	Drawn By	Approved By	Date				Not to Scale	



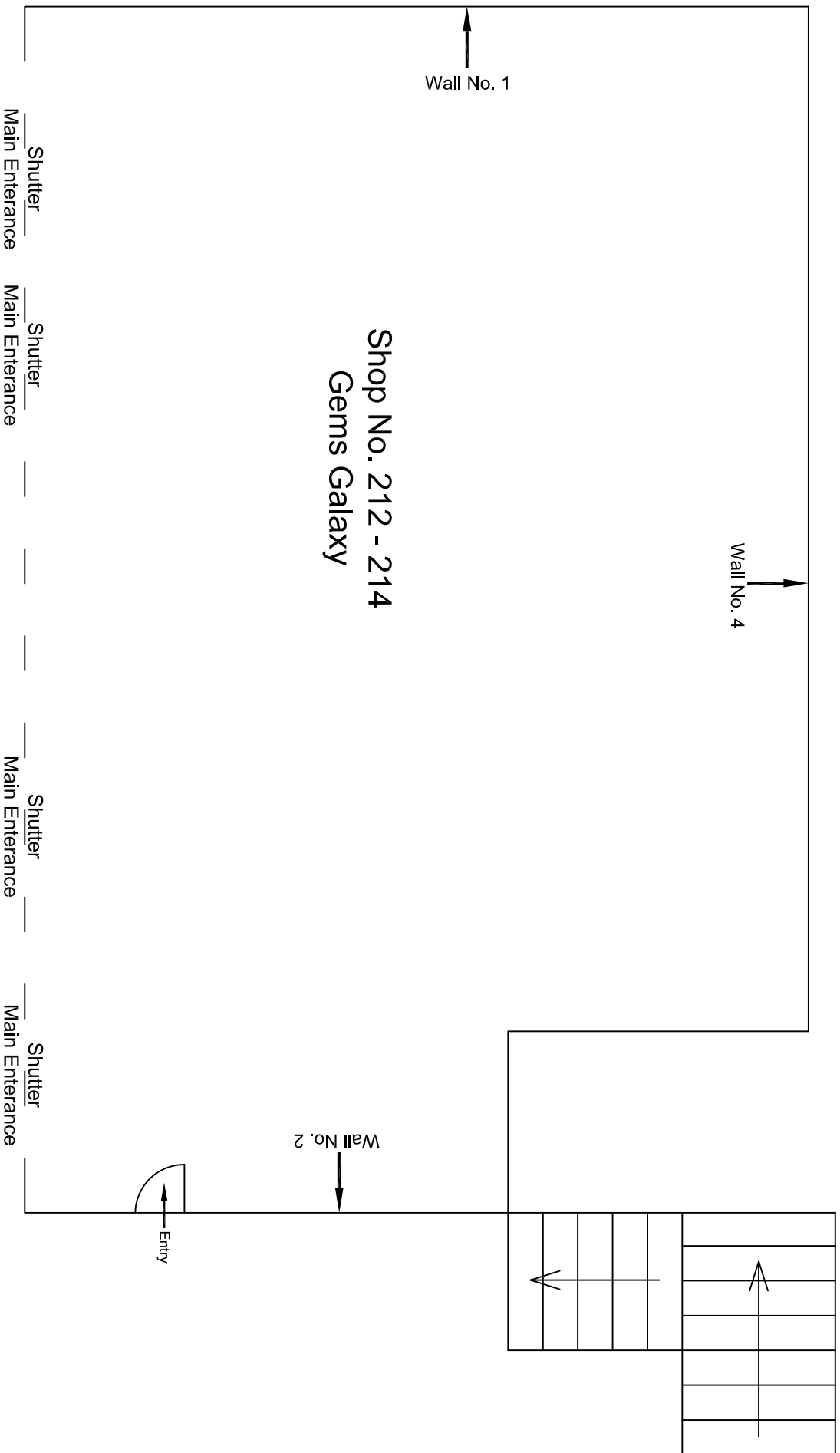
				CONSULTANT:	MAIN CONTRACTOR:	SUB-CONTRACTOR:	PROJECT TITLE:		
				OMIKRON KAPPA-INDUS	CEC	AIMIL LIMITED	Design and Construction of Tunnel between Chandpole & Badi Choupar and reversal line by Shield TBM, Underground Metro Stations at Choti Choupar and Badi Choupar by Cut & Cover methods on East West Corridor of Jaipur Metro Phase 1B		
				CONSULTRANS JV					
				CLIENT:	CONTRACT:		DRAWING TITLE:	DRAWING NO.:	REVISION:
				DMRC/JIMRC	Jaipur Metro Phase 1B		Ground Floor Plan of Shop No. 321, Tripolia Bazar	AIMIL/ESG/12315/ CC-BC-DN-0021-321 / 01	R0
00		NP	Dt. PRC	16.11.2013				SCALE:	Not to Scale
Revision	Description of Revision	Drawn By	Approved By	Date					




					CONSULTANT: OMIKRON KAPPA-INDUS CONSULTRANS JV	MAIN CONTRACTOR: CEC	SUB-CONTRACTOR: AIMIL LIMITED	PROJECT TITLE: Design and Construction of Tunnel between Chandpole & Badi Chouper and reversal line by Shield TBM, Underground Metro Stations at Choti Choupar and Badi Choupar by Cut & Cover methods on East West Corridor of Jaipur Metro Phase 1B			
					CLIENT: DMRC/JMRC	CONTRACT: Jaipur Metro Phase 1B		DRAWING TITLE: Ground Floor Plan of Shop No. 320, Tripolia Bazar		DRAWING NO.: AIMIL/ESG/12315/ CC-BC-DN-0021-320 / 01	
00		NP	Dr. PRC	16.11.2013				SCALE: Not to Scale	REVISION: R0		
Revision	Description of Revision	Drawn By	Approved By	Date							



					CONSULTANT: OMIKRON KAPPA-INDUS CONSULTRANS JV	MAIN CONTRACTOR: CEC	SUB-CONTRACTOR: AIMIL LIMITED	PROJECT TITLE: Design and Construction of Tunnel between Chandpole & Badi Chouper and reversal line by Shield TBM, Underground Metro Stations at Choti Choupar and Badi Choupar by Cut & Cover methods on East West Corridor of Jaipur Metro Phase 1B			
					CLIENT: DMRC/JMRC	CONTRACT: Jaipur Metro Phase 1B		DRAWING TITLE: Ground Floor Plan of Shop No. 319, Tripolia Bazar		DRAWING NO.: AIMIL/ESG/12315/ CC-BC-DN-0021-319 / 01	
00		NP	Dr. PRC	16.11.2013				SCALE: Not to Scale	REVISION: R0		
Revision	Description of Revision	Drawn By	Approved By	Date							




						CONSULTANT: OMIKRON KAPPA-INDUS CONSULTRANS JV			MAIN CONTRACTOR: CEC	SUB-CONTRACTOR: AIMIL LIMITED	PROJECT TITLE: Design and Construction of Tunnel between Chandpole & Badi Choupar and reversal line by Shield TBM, Underground Metro Stations at Choti Choupar and Badi Choupar by Cut & Cover methods on East West Corridor of Jaipur Metro Phase 1B		
						CLIENT: DMRC/JMRC			CONTRACT: Jaipur Metro Phase 1B		DRAWING TITLE: Second Floor Plan of Shop No. 212 to 214 Gems Galaxy , Kishor Nivas Chhoti Chopar		
											DRAWING NO.: AIMIL/ESG/12315/ CC-BC-DN-0022-SF/212-214 / 01		
											SCALE: Not to Scale	REVISION: R0	
00		NP	D. PRC	16.11.2013									
Revision	Description of Revision	Drawn By	Approved By	Date									




First Floor Plan

					CONSULTANT: OMIKRON KAPPA-INDUS CONSULTRANS JV		MAIN CONTRACTOR: CEC		SUB-CONTRACTOR: AIMIL LIMITED		PROJECT TITLE: Design and Construction of Tunnel between Chandpole & Badi Choupar and reversal line by Shield TBM, Underground Metro Stations at Chhoti Choupar and Badi Choupar by Cut & Cover methods on East West Corridor of Jaipur Metro Phase 1B		
					CLIENT: DMRC/JMRC		CONTRACT: Jaipur Metro Phase 1B						
00		NP	Dr. PRC	16.11.2013									
Revision	Description of Revision	Drawn By	Approved By	Date									




First Floor Plan

						CONSULTANT: OMIKRON KAPPA-INDUS CONSULTRANS JV		MAIN CONTRACTOR: CEC		SUB-CONTRACTOR: AIMIL LIMITED		PROJECT TITLE: Design and Construction of Tunnel between Chandpole & Badi Choupar and reversal line by Shield TBM, Underground Metro Stations at Choti Choupar and Badi Choupar by Cut & Cover methods on East West Corridor of Jaipur Metro Phase 1B						
						CLIENT: DMRC/JMRC		CONTRACT: Jaipur Metro Phase 1B				DRAWING TITLE: First Floor Plan of Shop No. 115 to 116 S. B. Steels, Kishor Niwas Chhoti Choupar						
00		NP	Dr. PRC	16.11.2013								DRAWING NO.: AIMIL/ESG/12315/ CC-BC-DN-0022-FF-115-116 / 01		SCALE: Not to Scale		REVISION: R0		
Revision	Description of Revision	Drawn By	Approved By	Date														




First Floor Plan

				CONSULTANT:	MAIN CONTRACTOR:	SUB-CONTRACTOR:	PROJECT TITLE: Design and Construction of Tunnel between Chandpole & Badi Choupar and reversal line by Shield TBM, Underground Metro Stations at Chhoti Choupar and Badi Choupar by Cut & Cover methods on East West Corridor of Jaipur Metro Phase 1B		
				OMIKRON KAPPA-INDUS	CEC	AIMIL LIMITED			
				CONSULTTRANS JV					
				CLIENT:	CONTRACT:				
				DMRC/JMRC	Jaipur Metro Phase 1B		DRAWING TITLE:	DRAWING NO.:	REVISION:
00		NP	Dr. PRC	16.11.2013			First Floor Plan of Shop No. 111 to 112 A Mariah Bangles, Kishor Niwas Chhoti Chopar	AIMIL/ESG/12315/ CC-BC-DN-0022-FF-111-112A / 01	
Revision	Description of Revision	Drawn By	Approved By	Date					



Ground Floor Plan

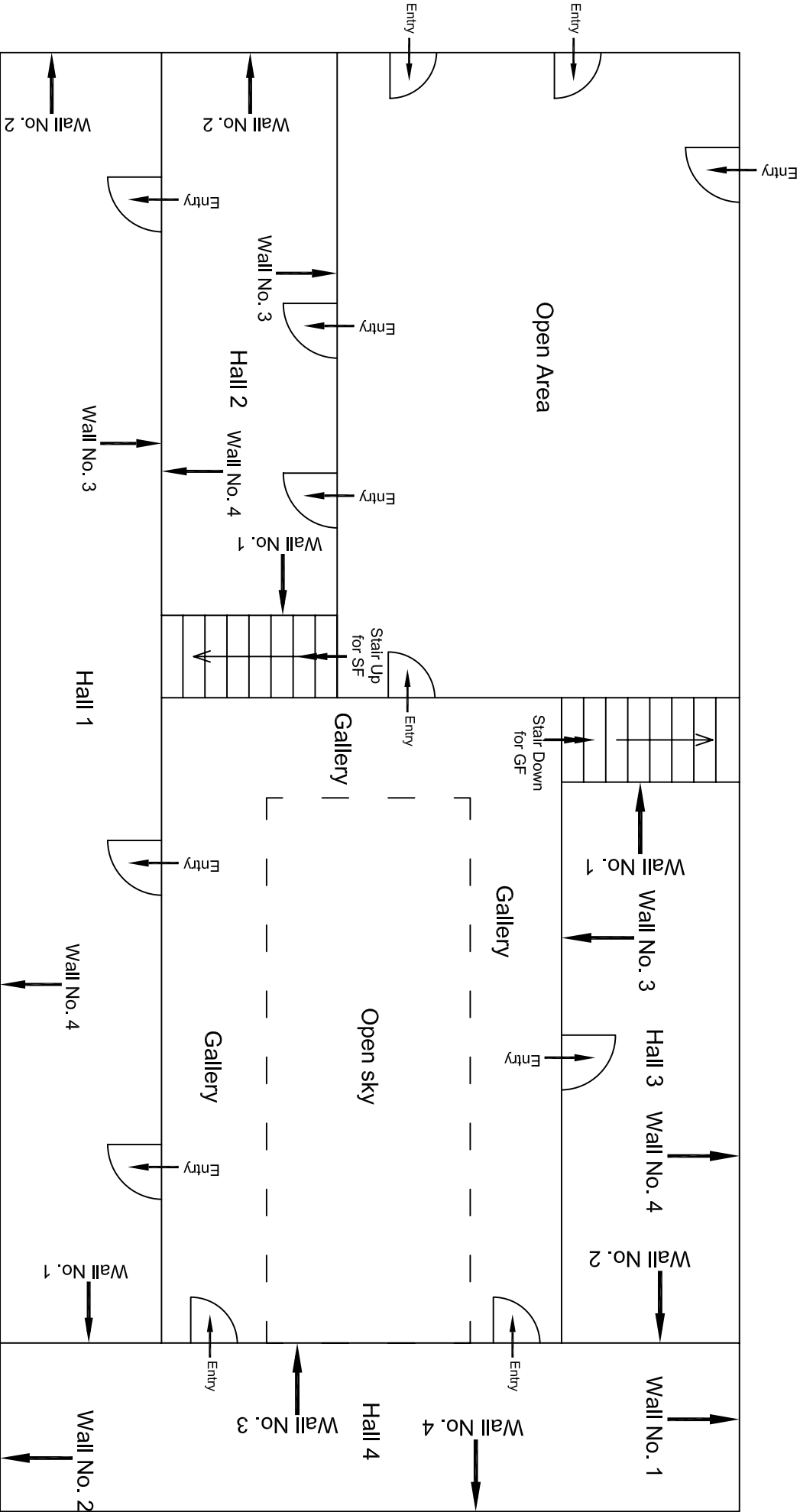
					CONSULTANT: OMIKRON KAPPA-INDUS CONSULTRANS JV	MAIN CONTRACTOR: CEC	SUB-CONTRACTOR: AIMIL LIMITED	PROJECT TITLE: Design and Construction of Tunnel between Chandpole & Badi Chouper and reversal line by Shield TBM, Underground Metro Stations at Choti Choupar and Badi Choupar by Cut & Cover methods on East West Corridor of Jalpur Metro Phase 1B
					CLIENT: DMRC/JMRC	CONTRACT: Jaipur Metro Phase 1B	DRAWING TITLE: Ground Floor Plan of Shop No. 78, Kishor Niwas Chhoti Chopar	DRAWING NO.: AIMIL/ESG/12315/ CC-BC-DN-0022-02 / 01
00		NP	Dt. PRC	16.11.2013				SCALE: Not to Scale
Revision	Description of Revision	Drawn By	Approved By	Date				



Ground Floor Plan

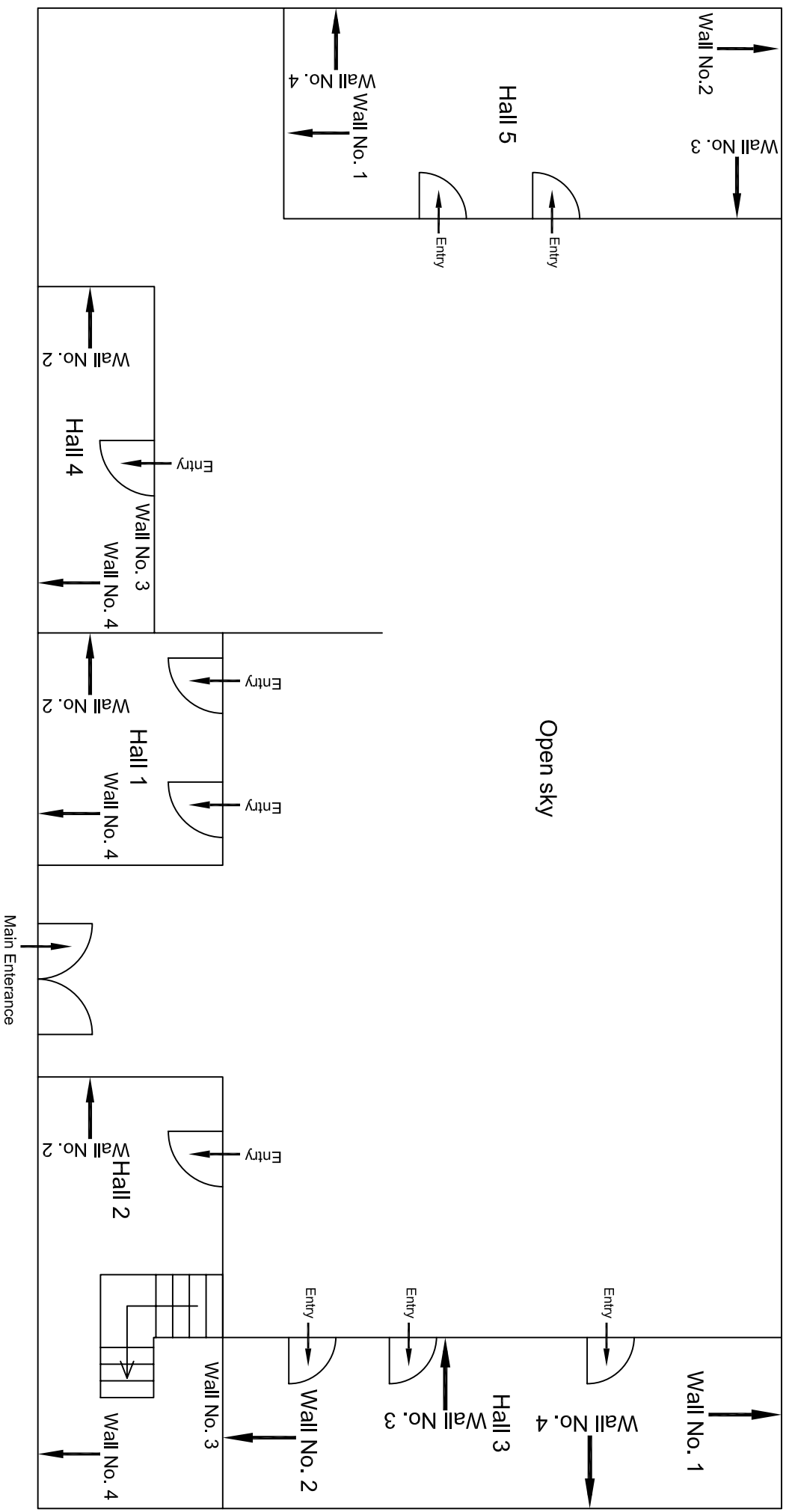
					CONSULTANT: OMIKRON KAPPA-INDUS CONSULTRANS JV		MAIN CONTRACTOR: CEC		SUB-CONTRACTOR: AIMIL LIMITED		PROJECT TITLE: Design and Construction of Tunnel between Chandpole & Badi Choupar and reversal line by Shield TBM, Underground Metro Stations at Chhoti Choupar and Badi Choupar by Cut & Cover methods on East West Corridor of Jaipur Metro Phase 1B			
					CLIENT: DMRC/JMRC		CONTRACT: Jaipur Metro Phase 1B							
00		NP	Dt. PRC	16.11.2013										
Revision	Description of Revision	Drawn By	Approved By	Date										

DRAWING NO.: AIMIL/ESG/12315/ CC-BC-DN-0022-01 / 01		REVISION: R0
SCALE: Not to Scale		



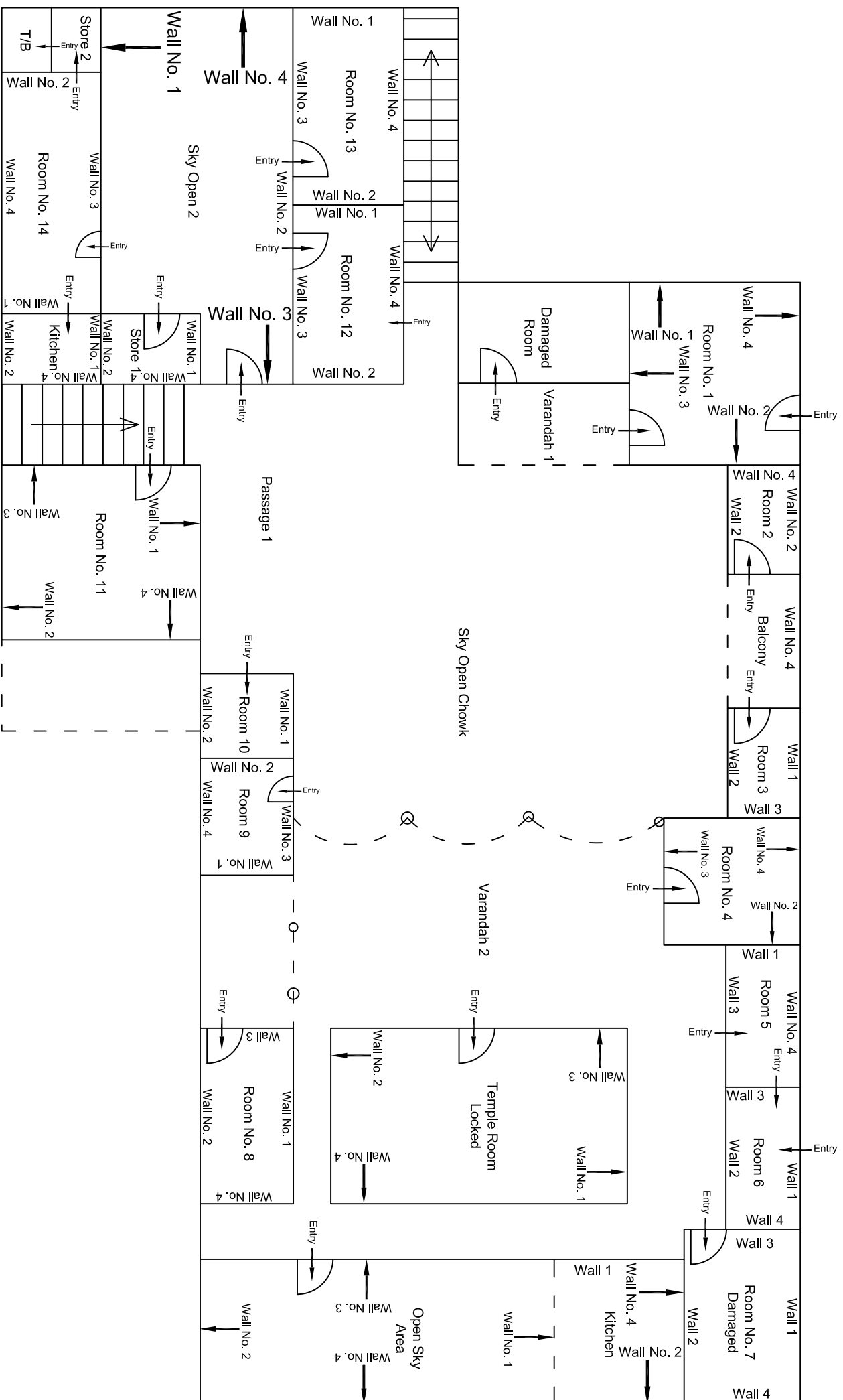
First Floor Plan (Part B)

00									
Revision	Description of Revision	Drawn By	Approved By	Date					
					CONSULTANT:	MAIN CONTRACTOR:	SUB-CONTRACTOR:		
					OMIKRON KAPPA - INDUS	CEC	AIMIL LIMITED		
					CONSULTRANS JV				
					CLIENT:	CONTRACT:			
					DMRC/JMRC	Jaipur Metro Phase 1B			
							DRAWING TITLE:		
							Design and Construction of Tunnel between Chandpole & Badi Choupar and reversal line by Shield TBM, Underground Metro Stations at Choti Choupar and Badi Choupar by Cut & Cover methods on East West Corridor of Jaipur Metro Phase 1B		
							DRAWING TITLE:		
							First Floor Plan of Plot No. 156, Deewan Ji Ki Haveil		
							DRAWING NO.:		
							AIMIL/ESG/12315/ CC-BC-DN-0023/GF-SF /05		
							SCALE:		
							Not to Scale		
							REVISION:		
							R0		

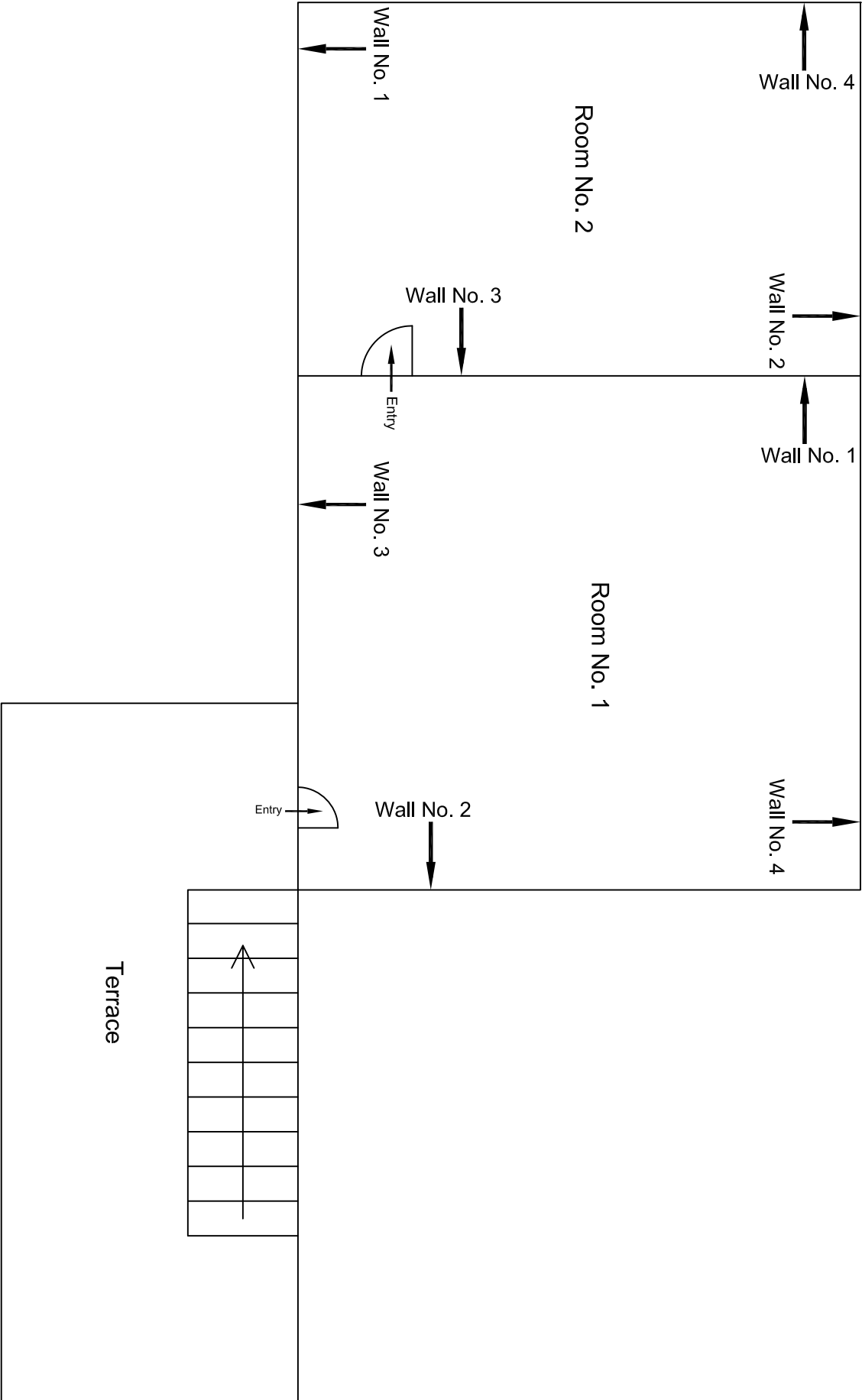


Ground Floor Plan (Part A)

[illegible]

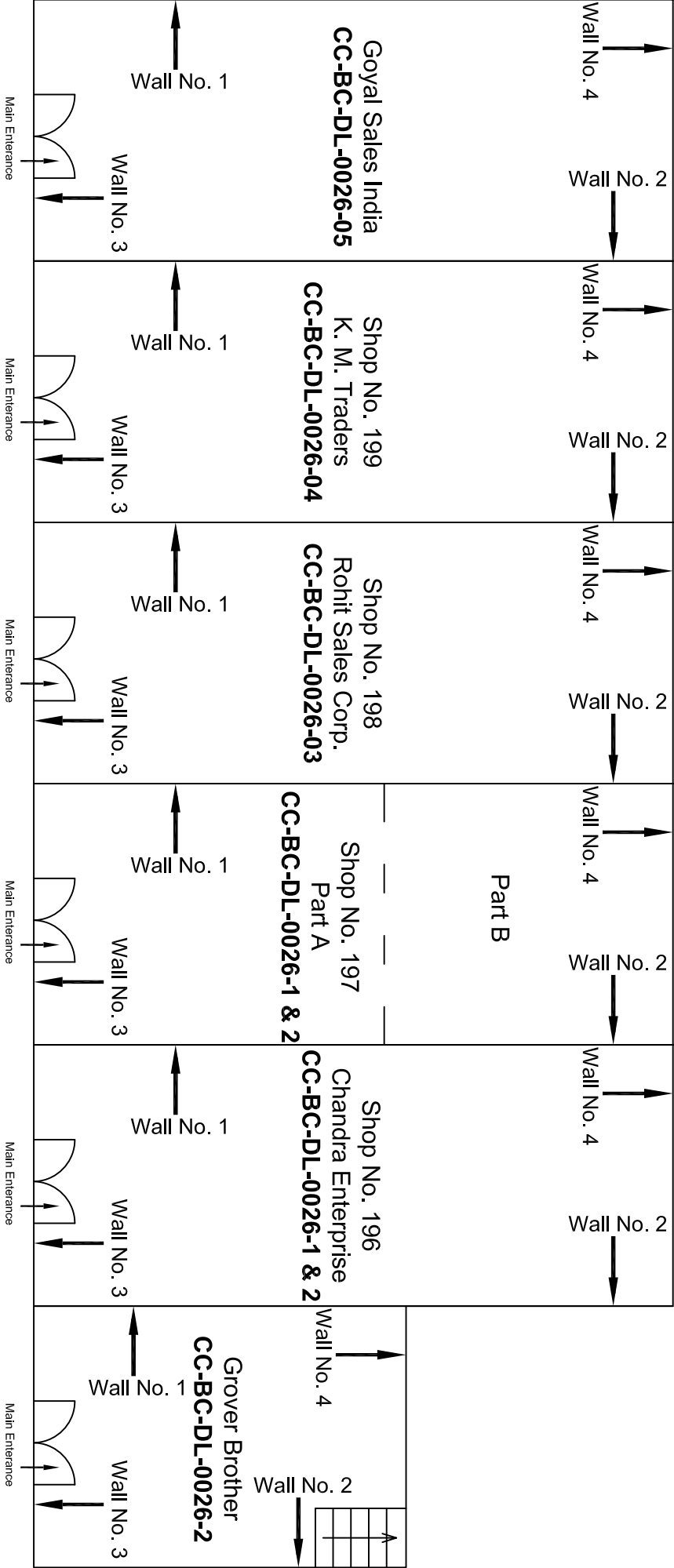


					CONSULTANT: OMIKRON KAPPA - INDUS CONSULTANTS JV	MAIN CONTRACTOR: CEC	SUB-CONTRACTOR: AIMIL LIMITED	PROJECT TITLE: Design and Construction of Tunnel between Chandpole & Badi Chouper and reversal line by Shield TBM, Underground Metro Stations at Choti Choupar and Badi Choupar by Cut & Cover methods on East West Corridor of Jaipur Metro Phase 1B
					CLIENT: DMRC/JMRC	CONTRACT: Jaipur Metro Phase 1B		DRAWING TITLE: First Floor Plan of House No. 194 - 199
								DRAWING NO.: AIMIL/ESG/12315/ CC-BD-DN-0025/B-TF / 02
00		NP	Dr. PRC	16.11.2013				SCALE: Not to Scale
Revision	Description of Revision	Drawn By	Approved By	Date				REVISION: R0



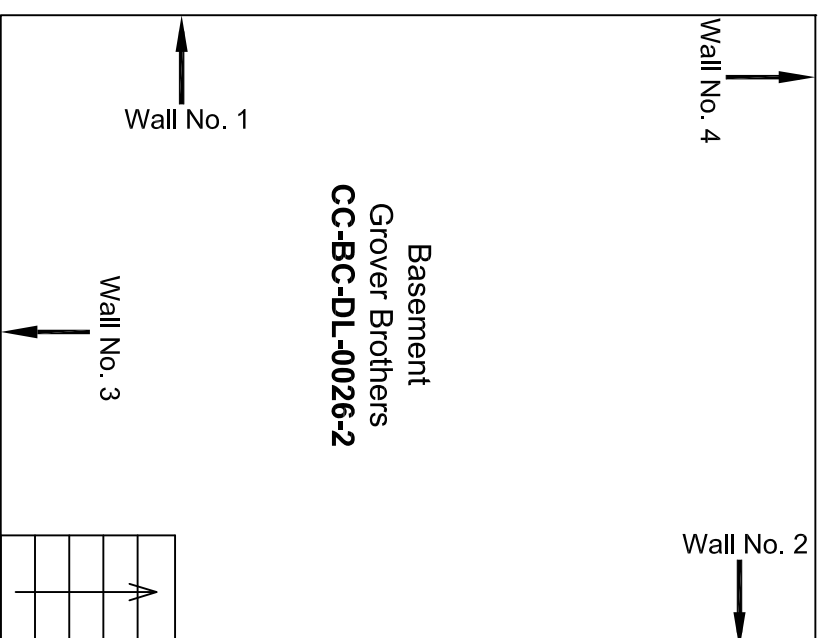
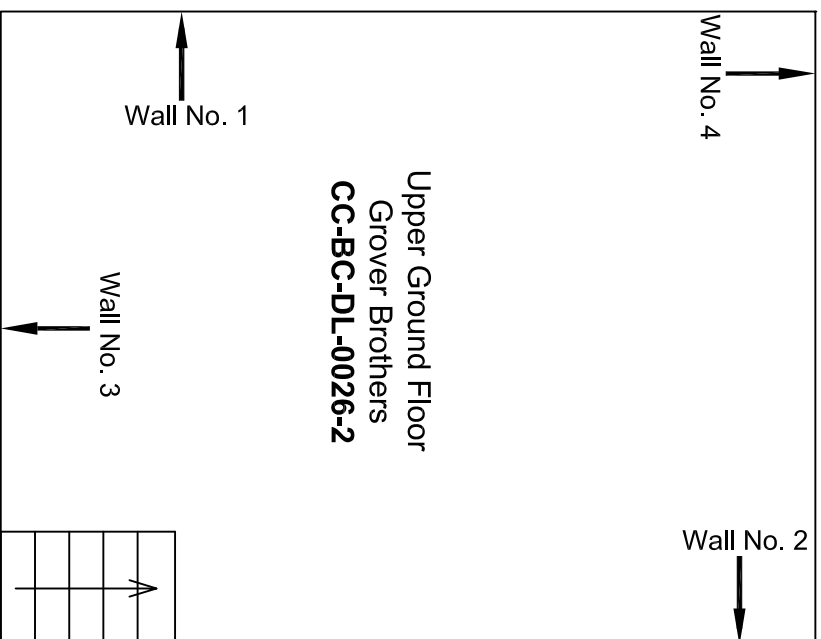
Third Floor Plan

					CONSULTANT: OMIKRON KAPPA - INDUS CONSULTTRANS JV	MAIN CONTRACTOR: CEC	SUB-CONTRACTOR: AIMIL LIMITED	PROJECT TITLE: Design and Construction of Tunnel between Chandpole & Badi Choupar and reversal line by Shield TBM, Underground Metro Stations at Choti Choupar and Badi Choupar by Cut & Cover methods on East West Corridor of Jaipur Metro Phase 1B		
					CLIENT: DMRC/JMRC	CONTRACT: Jaipur Metro Phase 1B		DRAWING TITLE: Third Floor Plan of House No. 194 - 199	DRAWING NO.: AIMIL/ESG/12315/ CC-BC-DN-0025/B-TF / 04	REVISION: R0
00		NP	Dt. PRC	16.11.2013				SCALE: Not to Scale		
Revision	Description of Revision	Drawn By	Approved By	Date						



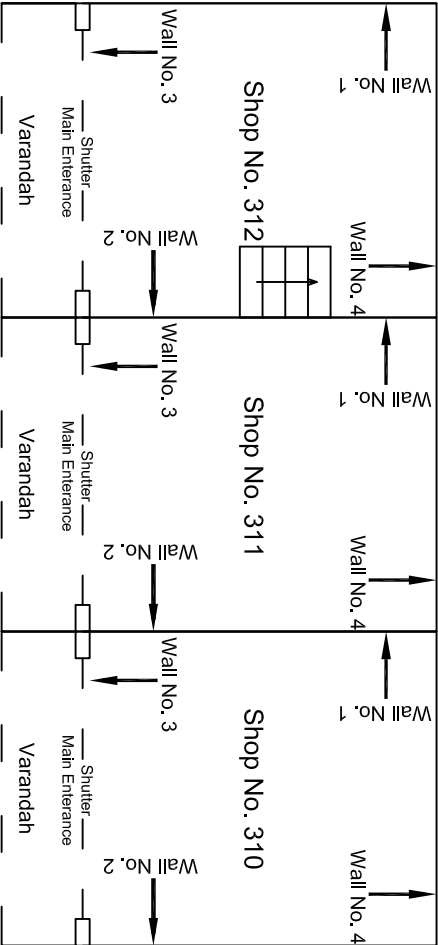
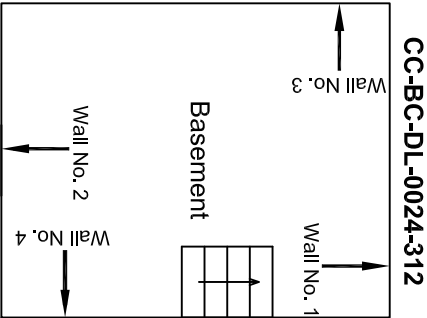
Ground Floor Plan

					CONSULTANT:	MAIN CONTRACTOR:	SUB-CONTRACTOR:	PROJECT TITLE:		
					OMIKRON KAPPA - INDUS CONSULTRANS JV	CEC	AIMIL LIMITED	Design and Construction of Tunnel between Chandpole & Badi Chouper and reversal line by Shield TBM, Underground Metro Stations at Choti Choupar and Badi Choupar by Cut & Cover methods on East West Corridor of Jaipur Metro Phase 1B		
					CLIENT:	CONTRACT:		DRAWING TITLE:		
					DMRC/JMRC	Jaipur Metro Phase 1B		Ground Floor Plan of Shops No. 196 to 199		
00		NP	Dr. PRC	16.11.2013				DRAWING NO.:	AIMIL/ESG/12315/ CC-BC-DN-0026 / 01	REVISION:
Revision	Description of Revision	Drawn By	Approved By	Date				SCALE:	Not to Scale	R0



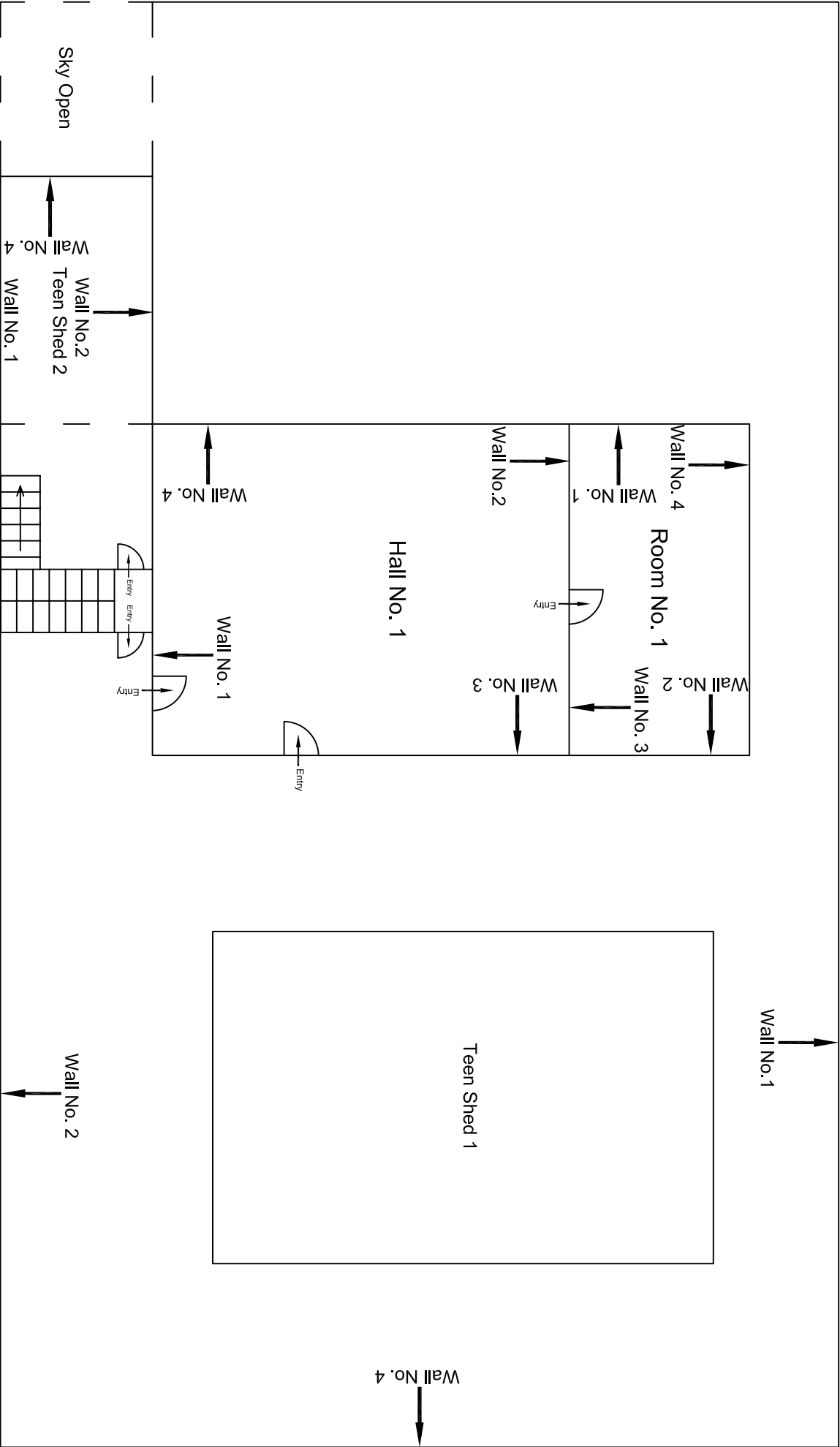
Basement & Upper Ground Floor Plan

					CONSULTANT: OMIKRON KAPPA - INDUS CONSULTANTS JV	MAIN CONTRACTOR: CEC	SUB-CONTRACTOR: AIMIL LIMITED	PROJECT TITLE: Design and Construction of Tunnel between Chandpole & Badi Choupar and reversal line by Shield TBM, Underground Metro Stations at Choi Choupar and Badi Choupar by Cut & Cover methods on East West Corridor of Jaipur Metro Phase 1B
					CLIENT: DMRC/JMRC	CONTRACT: Jaipur Metro Phase 1B	DRAWING TITLE: Basement & Upper Ground Floor Plan of Shops No. 196 to 199	DRAWING NO.: AIMIL/ESG/12315/ CC-BG-DN-0026 / 01
Revision	Description of Revision	Drawn By	Approved By	Date			SCALE: Not to Scale	REVISION: R0
00		NP	Dr. PRC	16.11.2013				



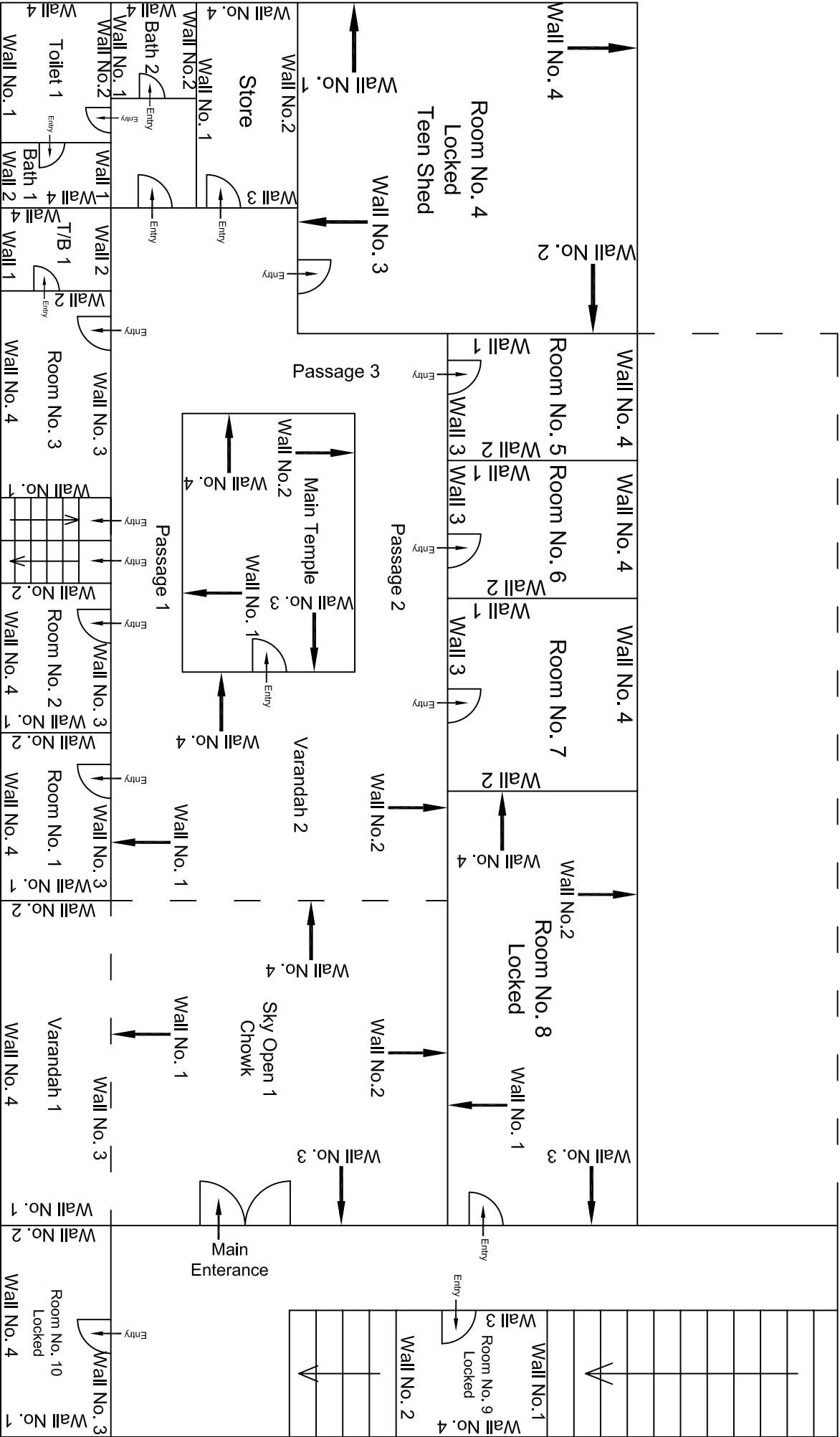
Ground Floor Plan

				CONSULTANT: OMIKRON KAPPA - INDUS CONSULTRANS JV		MAIN CONTRACTOR: CEC		SUB-CONTRACTOR: AIMIL LIMITED		PROJECT TITLE: Design and Construction of Tunnel between Chandpole & Badi Choupar and reversal line by Shield TBM, Underground Metro Stations at Choti Choupar and Badi Choupar by Cut & Cover methods on East West Corridor of Jaipur Metro Phase 1B	
				CLIENT: DMRC/JMRC		CONTRACT: Jaipur Metro Phase 1B		DRAWING TITLE: Ground Floor Plan of Shops No. 310 to 312		DRAWING NO : AIML/ESG/12315/ CC-BC-DN-0027 / 01	
										SCALE: Not to Scale	
										REVISION: R0	
00		NP	Dr. PRC	16.11.2013							
Revision	Description of Revision	Drawn By	Approved By	Date							



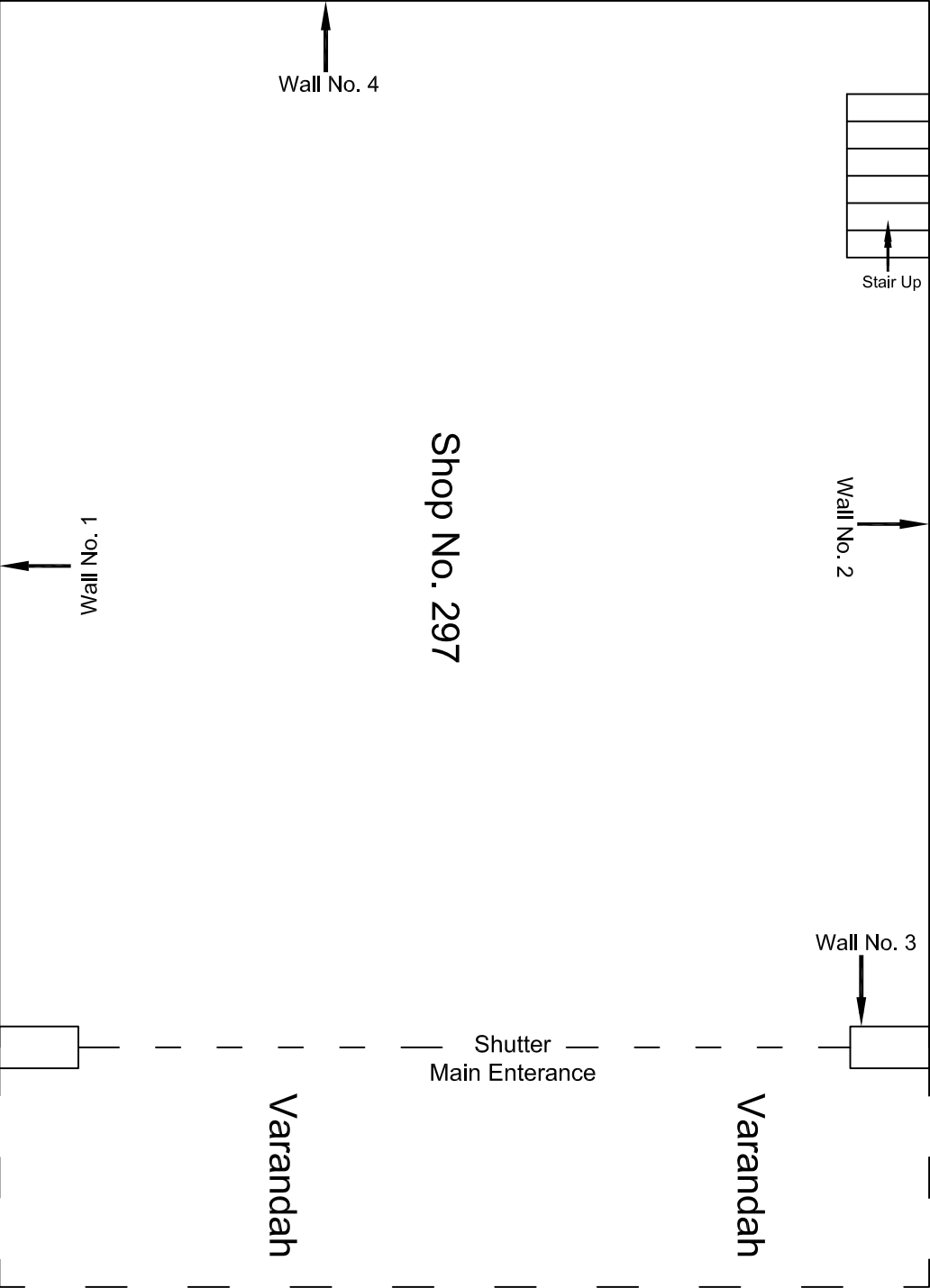
First Floor Plan

					CONSULTANT: OMIKRON KAPPA - INDUS CONSULTRANS JV	MAIN CONTRACTOR: CEC	SUB-CONTRACTOR: AIMIL LIMITED	PROJECT TITLE: Design and Construction of Tunnel between Chandpole & Badi Choupar and reversal line by Shield TBM, Underground Metro Stations at Choti Choupar and Badi Choupar by Cut & Cover methods on East West Corridor of Jaipur Metro Phase 1B		
					CLIENT: DMRC/JMRC	CONTRACT: Jaipur Metro Phase 1B		DRAWING TITLE: First Floor Plan of Temple Shri Vinodl Lal Ji	DRAWING NO.: AIMIL/ESG/12315/ CC-BC-DN-0028-308-295 /02	REVISION: R0
00		NP	Dr. PRC	16.11.2013				SCALE: Not to Scale		
Revision	Description of Revision	Drawn By	Approved By	Date						



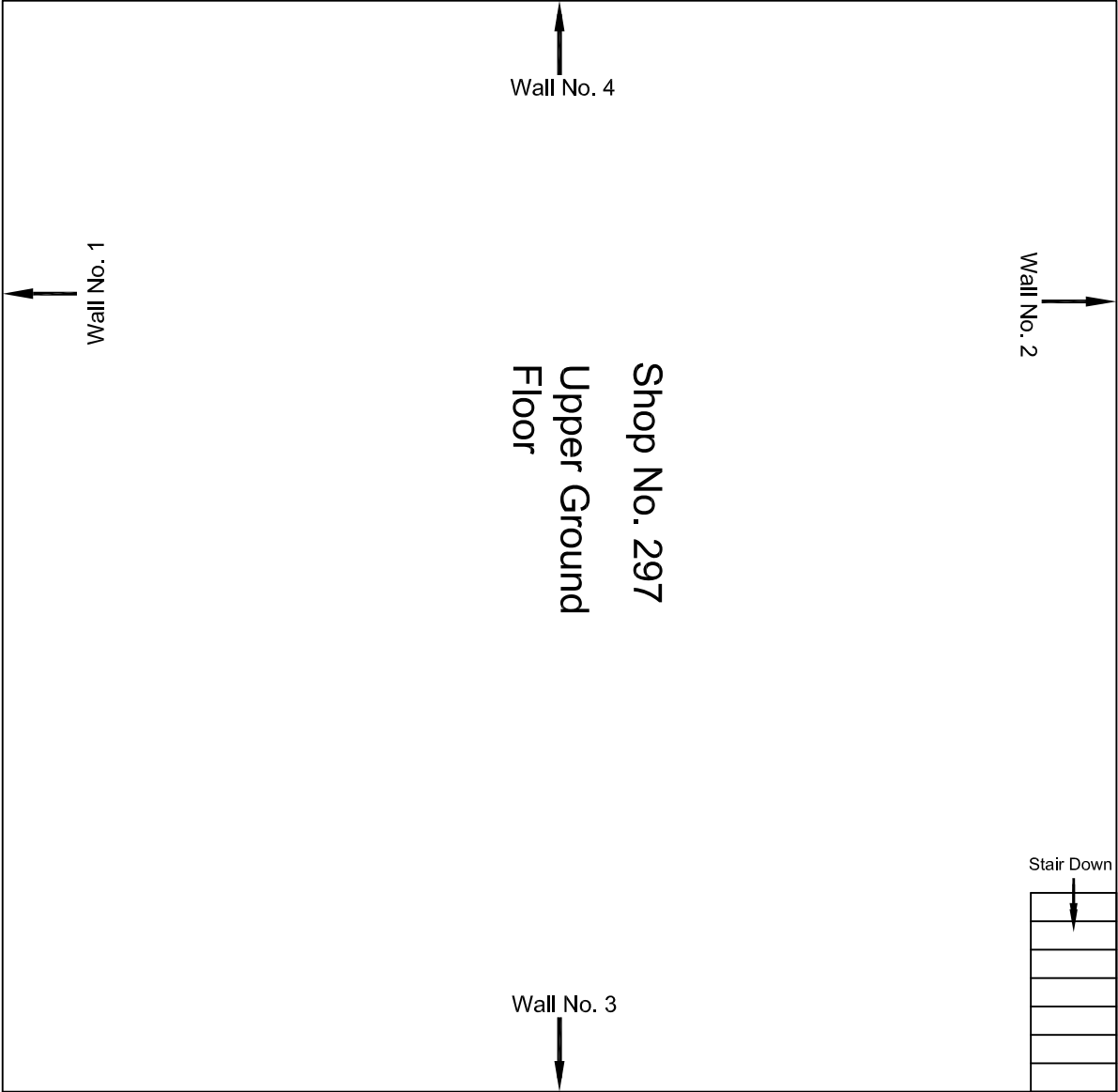
First Floor Plan

00									
Revision	Description of Revision	Drawn By	Approved By	Date					
					CONSULTANT:	MAIN CONTRACTOR:	SUB-CONTRACTOR:	PROJECT TITLE:	
					OMIKRON KAPPA - INDUS	CEC	AIMIL LIMITED	Design and Construction of Tunnel between Chandpole & Badli Choupar and reversal line by Shield TBM, Underground Metro Stations at Choti Choupar and Badli Choupar by Cut & Cover methods on East West Corridor of Jaipur Metro Phase 1B	
					CONSULT TRANS JV			DRAWING TITLE:	
								First Floor Plan of	
					CLIENT:	CONTRACT:		DRAINING NO.:	
					DMRC/JMRC	Jaipur Metro Phase 1B		AIML/ESG/12315/ CC-BC-DN-0028-308-295 /02	
					NP			SCALE:	
					Dr. PRC			Not to Scale	
					16.11.2013			REVISION:	
								R0	



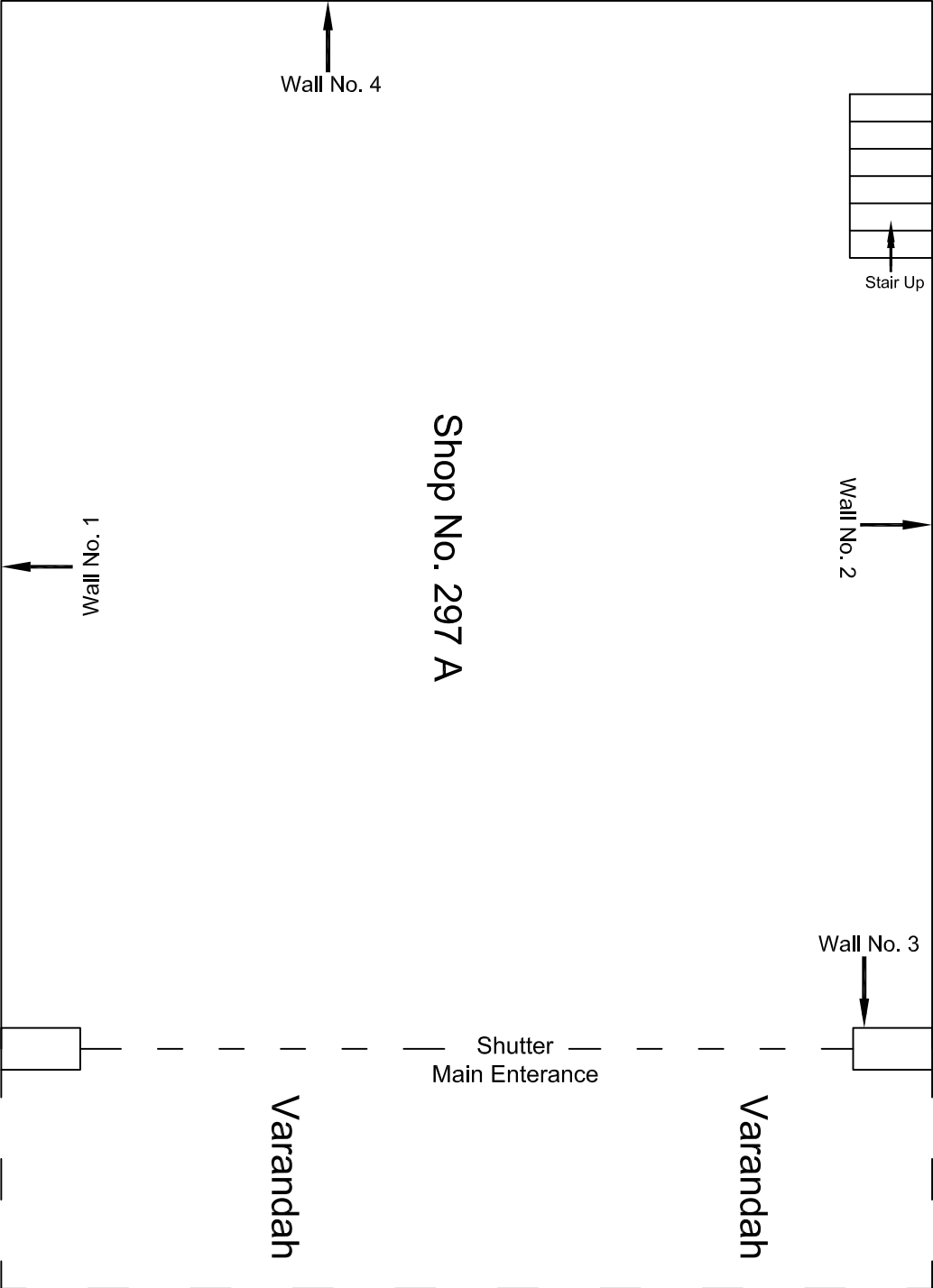
Ground Floor Plan

					CONSULTANT: OMIKRON KAPPA - INDUS CONSULTTRANS JV		MAIN CONTRACTOR: CEC		SUB-CONTRACTOR: AIMIL LIMITED		PROJECT TITLE: Design and Construction of Tunnel between Chandpole & Badi Choupar and reversal line by Shield TBM, Underground Metro Stations at Choti Choupar and Badi Choupar by Cut & Cover methods on East West Corridor of Jaipur Metro Phase 1B	
					CLIENT: DMRC/JMRC		CONTRACT: Jaipur Metro Phase 1B				DRAWING TITLE: Ground Floor Plan of Shop No. 297, Chhoti Chopar	
											DRAWING NO.: AIMIL/ESG/12315/ CC-BC-DN-0028-297 / 01	
00		NP	Dt. PRC	16.11.2013							SCALE: Not to Scale	REVISION: R0
Revision	Description of Revision	Drawn By	Approved By	Date								



Upper Ground Floor Plan

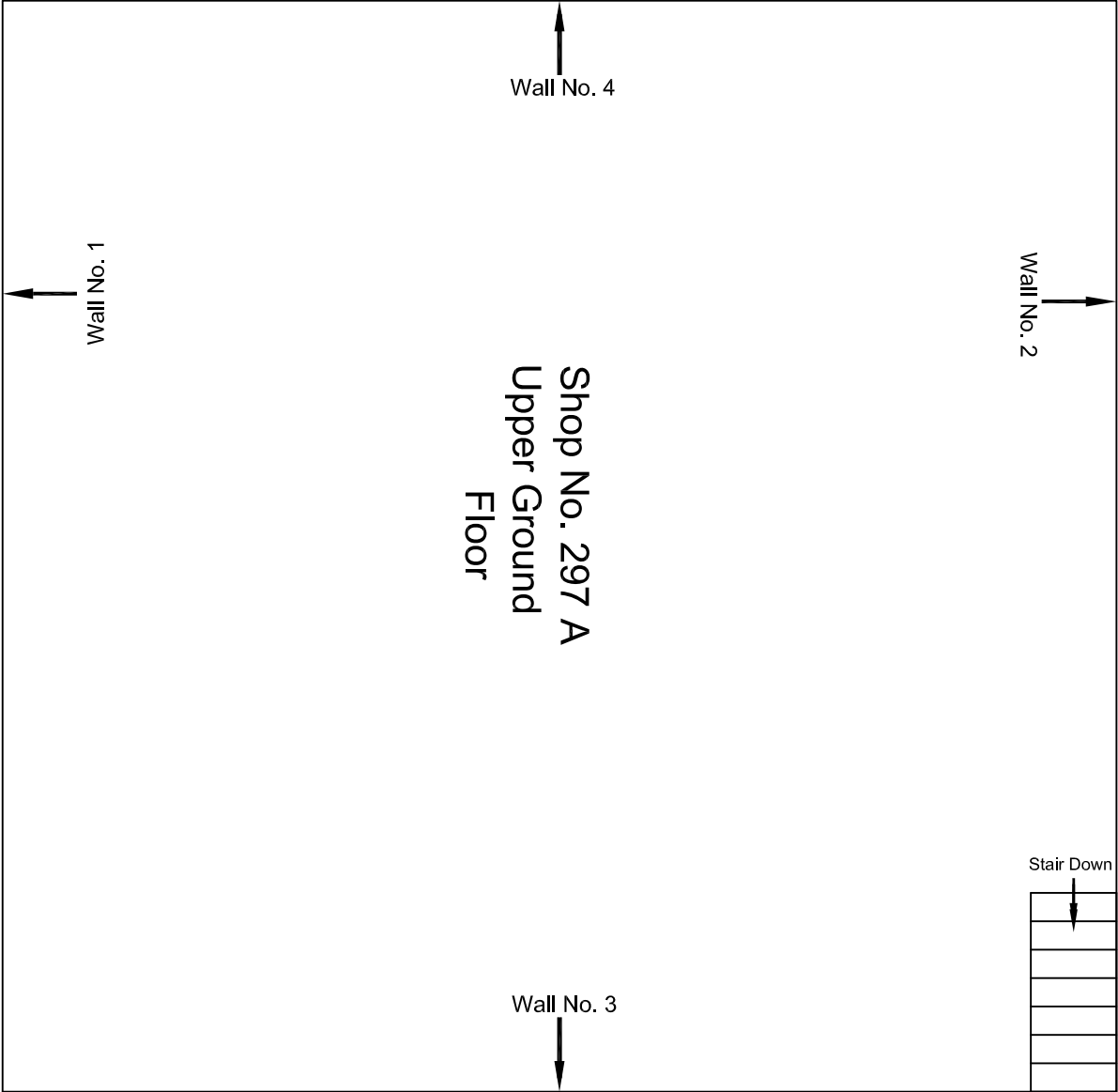
					CONSULTANT: OMIKRON KAPPA - INDUS CONSULTRANS JV	MAIN CONTRACTOR: CEC	SUB-CONTRACTOR: AIMIL LIMITED	PROJECT TITLE: Design and Construction of Tunnel between Chandpole & Badi Choupar and reversal line by Shield TBM, Underground Metro Stations at Choti Choupar and Badi Choupar by Cut & Cover methods on East West Corridor of Jaipur Metro Phase 1B		
					CLIENT: DMRC/JMRC	CONTRACT: Jaipur Metro Phase 1B		DRAWING TITLE: Upper Ground Floor Plan of Shop No. 297, Chhoti Chopar		
00		NP	Dr. PRC	16.11.2013				DRAWING NO.: AIMIL/ESG/12315/ CC-BC-DN-0028-297 / 02		
Revision	Description of Revision	Drawn By	Approved By	Date				SCALE: Not to Scale	REVISION: R0	



Ground Floor Plan

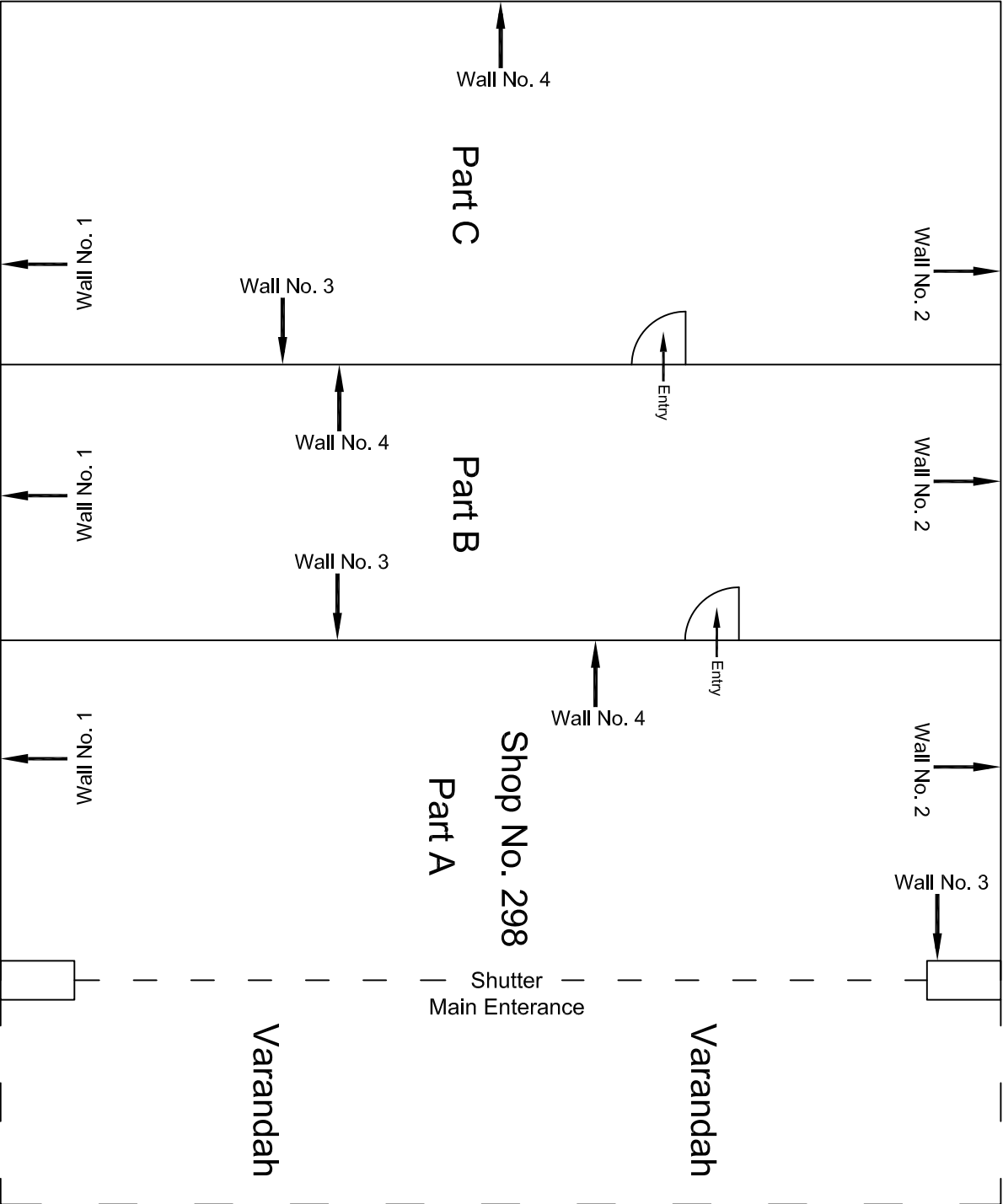
					CONSULTANT:	MAIN CONTRACTOR:	SUB-CONTRACTOR:	PROJECT TITLE:	
					OMIKRON KAPPA - INDUS	CEC	AIMIL LIMITED	Design and Construction of Tunnel between Chandpole & Badi Choupar and reversal line by Shield TBM, Underground Metro Stations at Choti Choupar and Badi Choupar by Cut & Cover methods on East West Corridor of Jaipur Metro Phase 1B	
					CONSULTTRANS JV				
					CLIENT:	CONTRACT:		DRAWING TITLE:	
					DMRC/JMRC	Jaipur Metro Phase 1B		DRAWING NO.: CC-BC-DN-0028-297 A /01 AIMIL/ESG/12315/	
00		NP	Dr. PRC	16.11.2013				SCALE:	REVISION:
								Not to Scale	R0
Revision	Description of Revision	Drawn By	Approved By	Date					

SCALE:	REVISION:
Not to Scale	R0



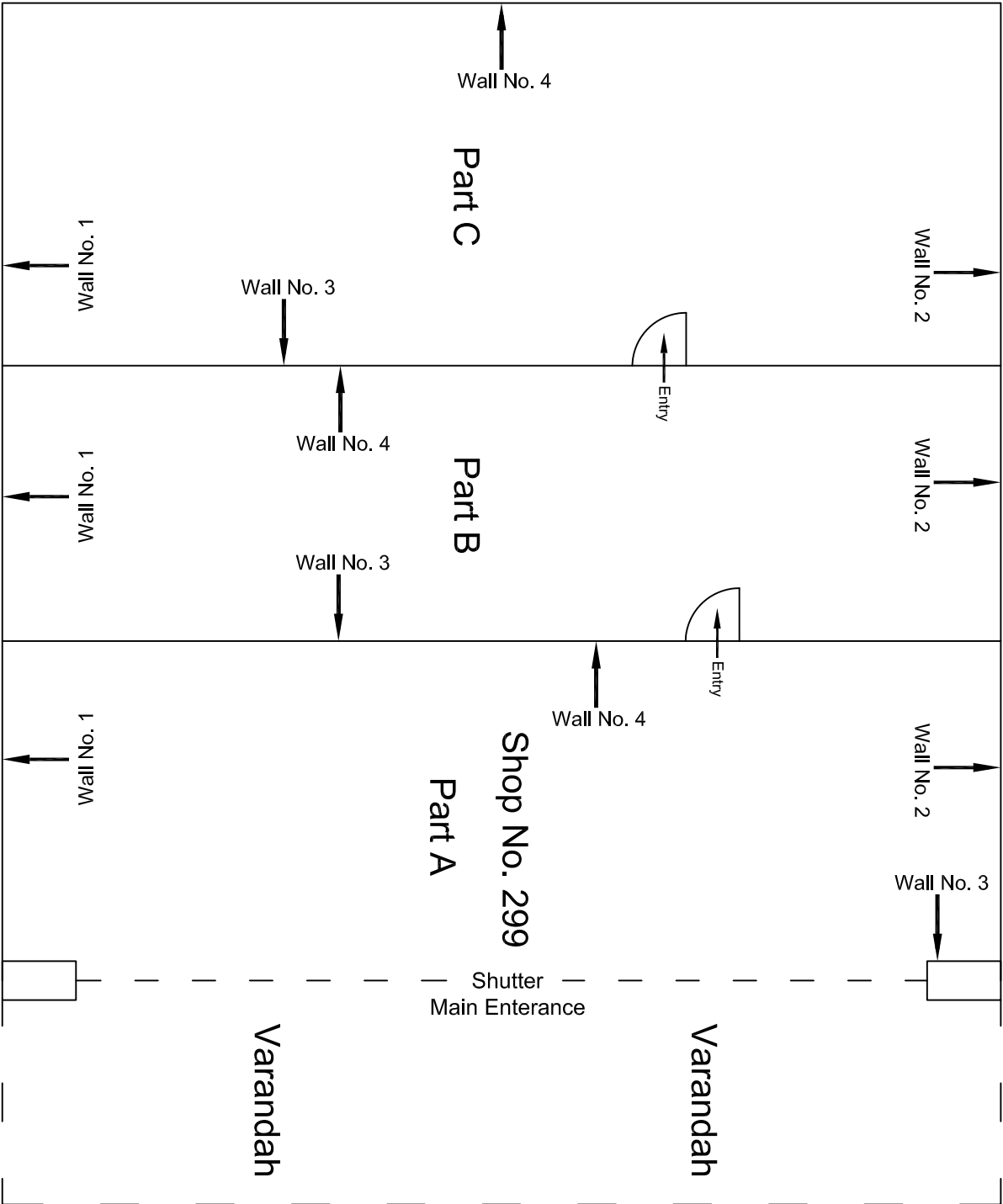
					CONSULTANT: OMIKRON KAPPA - INDUS CONSULTRANS JV		MAIN CONTRACTOR: CEC		SUB-CONTRACTOR: AIMIL LIMITED		PROJECT TITLE: Design and Construction of Tunnel between Chandpole & Badi Choupar and reversal line by Shield TBM, Underground Metro Stations at Choti Choupar and Badi Choupar by Cut & Cover methods on East West Corridor of Jaipur Metro Phase 1B	
					CLIENT: DMRC/JMRC		CONTRACT: Jaipur Metro Phase 1B				DRAWING TITLE: Upper Ground Floor Plan of Shop No. 297 A, Chhoti Chopar	
00		NP	Dr. PRC	16.11.2013					DRAWING NO.: CC-BC-DN-0028-297 A /02 AIMIL/ESG/12315/		SCALE: Not to Scale	
											REVISION: R0	
Revision	Description of Revision	Drawn By	Approved By	Date								

Upper Ground Floor Plan



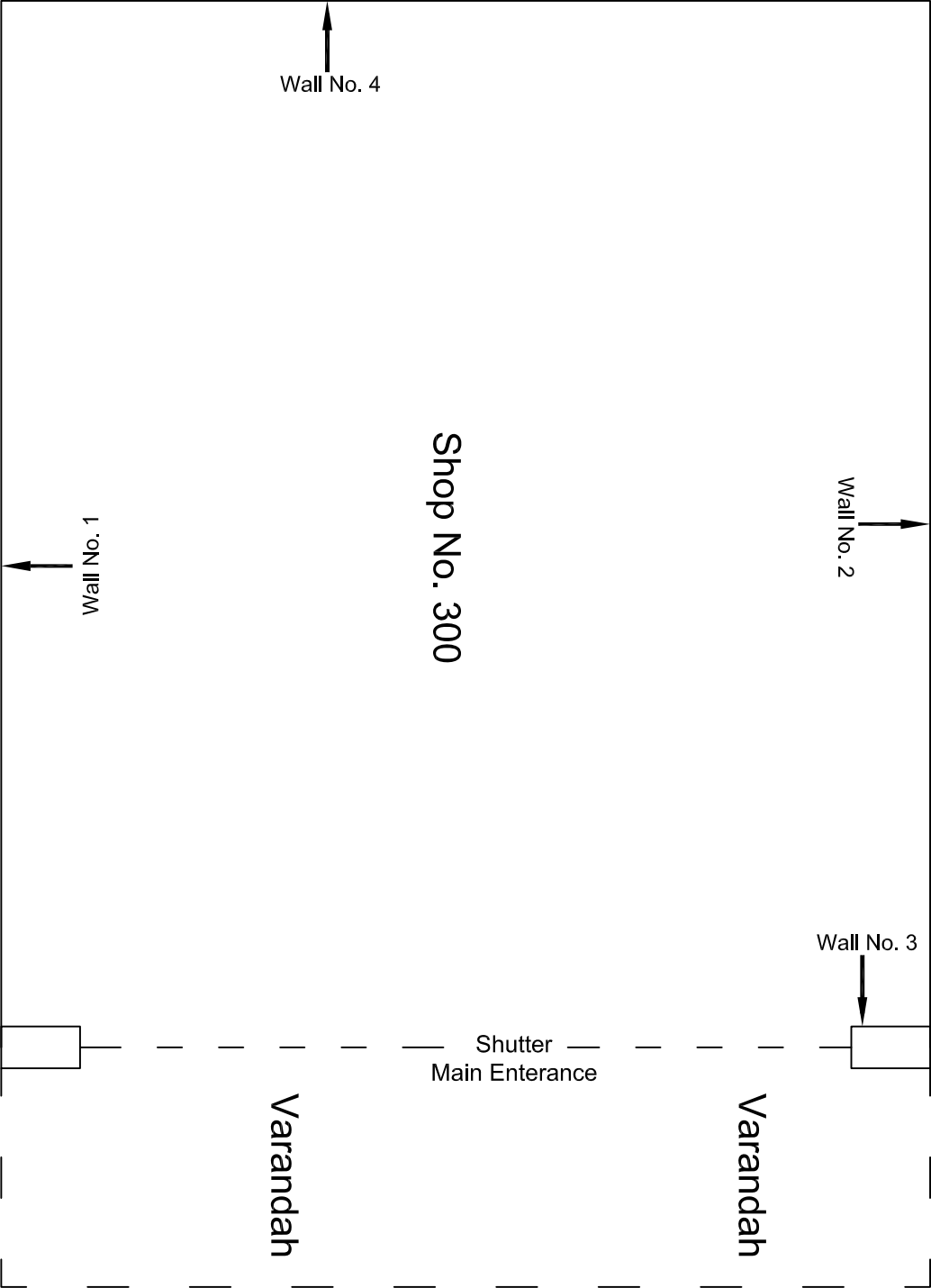
Ground Floor Plan

					CONSULTANT: OMIKRON KAPPA - INDUS CONSULTTRANS JV	MAIN CONTRACTOR: CEC	SUB-CONTRACTOR: AIMIL LIMITED	PROJECT TITLE: Design and Construction of Tunnel between Chandpole & Badi Choupar and reversal line by Shield TBM, Underground Metro Stations at Choti Choupar and Badi Choupar by Cut & Cover methods on East West Corridor of Jaipur Metro Phase 1B		
					CLIENT: DMRC/JMRC	CONTRACT: Jaipur Metro Phase 1B		DRAWING TITLE: Ground Floor Plan of Shop No. 298, Chhoti Chopar		
00		NP	Dt. PRC	16.11.2013				DRAWING NO.: AIMIL/ESG/12315/ CC-BC-DN-0028-298 / 01		SCALE: Not to Scale
Revision	Description of Revision	Drawn By	Approved By	Date						



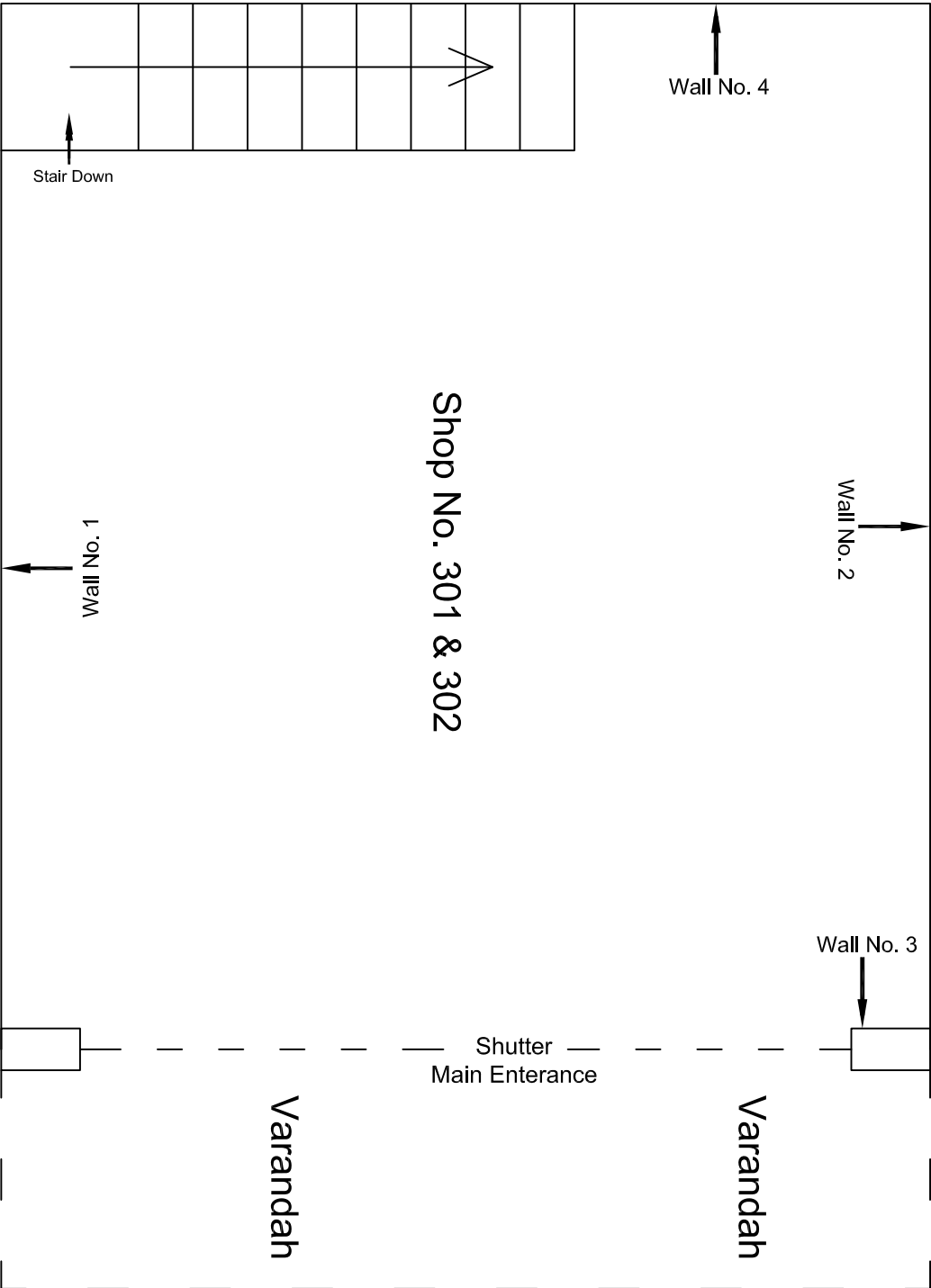
Ground Floor Plan

					CONSULTANT: OMIKRON KAPPA - INDUS CONSULTRANS JV	MAIN CONTRACTOR: CEC	SUB-CONTRACTOR: AIMIL LIMITED	PROJECT TITLE: Design and Construction of Tunnel between Chandpole & Badi Choupar and reversal line by Shield TBM, Underground Metro Stations at Choti Choupar and Badi Choupar by Cut & Cover methods on East West Corridor of Jaipur Metro Phase 1B		
					CLIENT: DMRC/JMRC	CONTRACT: Jaipur Metro Phase 1B		DRAWING TITLE: Ground Floor Plan of Shop No. 299, Chhoti Chopar		
00		NP	Dt. PRC	16.11.2013				DRAWING NO.: AIMIL/ESG/12315/ CC-BC-DN-0028-299 / 01		
Revision	Description of Revision	Drawn By	Approved By	Date				SCALE: Not to Scale	REVISION: R0	



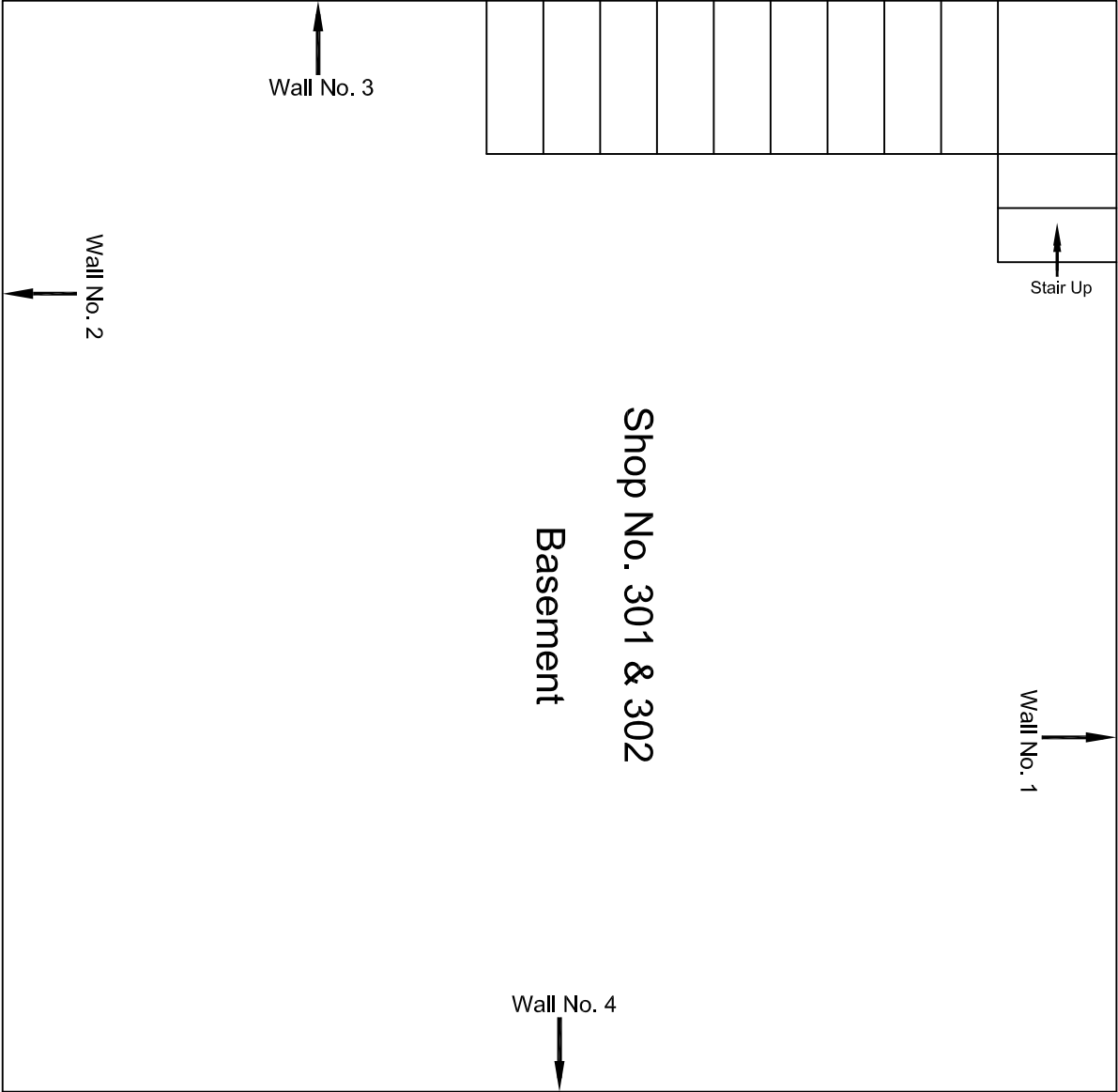
Ground Floor Plan

				CONSULTANT: OMIKRON KAPPA - INDUS CONSULTANTS JV		MAIN CONTRACTOR: CEC	SUB-CONTRACTOR: AIMIL LIMITED	PROJECT TITLE: Design and Construction of Tunnel between Chandpole & Badi Choupar and reversal line by Shield TBM, Underground Metro Stations at Choti Choupar and Badi Choupar by Cut & Cover methods on East West Corridor of Jaipur Metro Phase 1B		
				CLIENT: DMRC/JMRC		CONTRACT: Jaipur Metro Phase 1B				
								DRAWING TITLE: Ground Floor Plan of Shop No. 300, Chhoti Chopar	DRAWING NO : AIML/ESG/12315/ CC-BC-DN-0028-300 / 01	REVISION: R0
00		NP	Dt. PRC	16.11.2013						
Revision	Description of Revision	Drawn By	Approved By	Date						



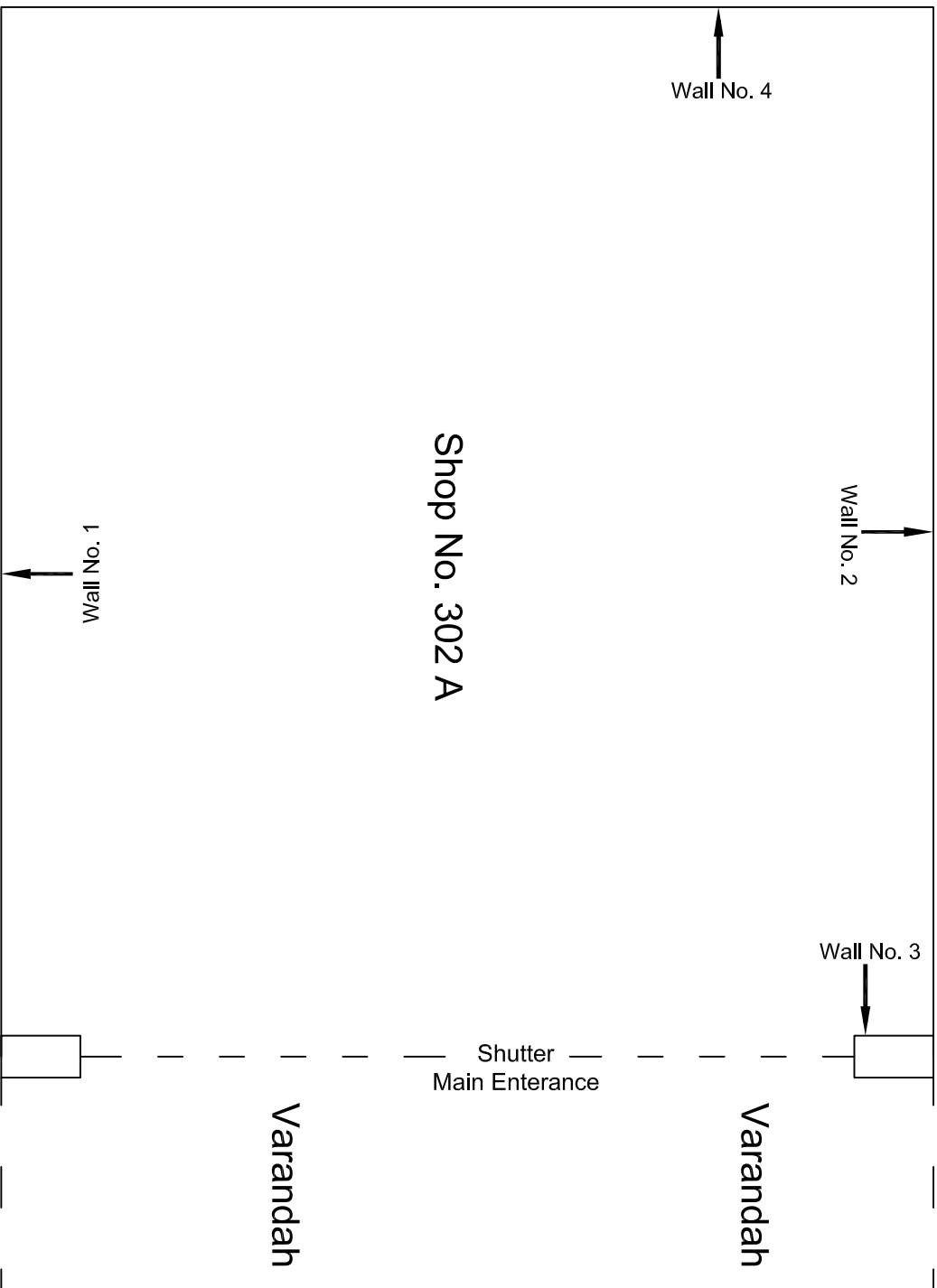
Ground Floor Plan

				CONSULTANT: OMIKRON KAPPA - INDUS CONSULTANTS JV		MAIN CONTRACTOR: CEC		SUB-CONTRACTOR: AIMIL LIMITED		PROJECT TITLE: Design and Construction of Tunnel between Chandpole & Badi Choupar and reversal line by Shield TBM, Underground Metro Stations at Choti Choupar and Badi Choupar by Cut & Cover methods on East West Corridor of Jaipur Metro Phase 1B		
				CLIENT: DMRC/JMRC		CONTRACT: Jaipur Metro Phase 1B		DRAWING TITLE: Ground Floor Plan of Shop No. 301-302, Chhoti Chopar		DRAWING NO.: AIM/LES/G/12315/CC-BC-DN-0028-301-302 / 01		
										SCALE: Not to Scale		
00		NP	Dr. PRC	16.11.2013						REVISION: R0		
Revision	Description of Revision	Drawn By	Approved By	Date								



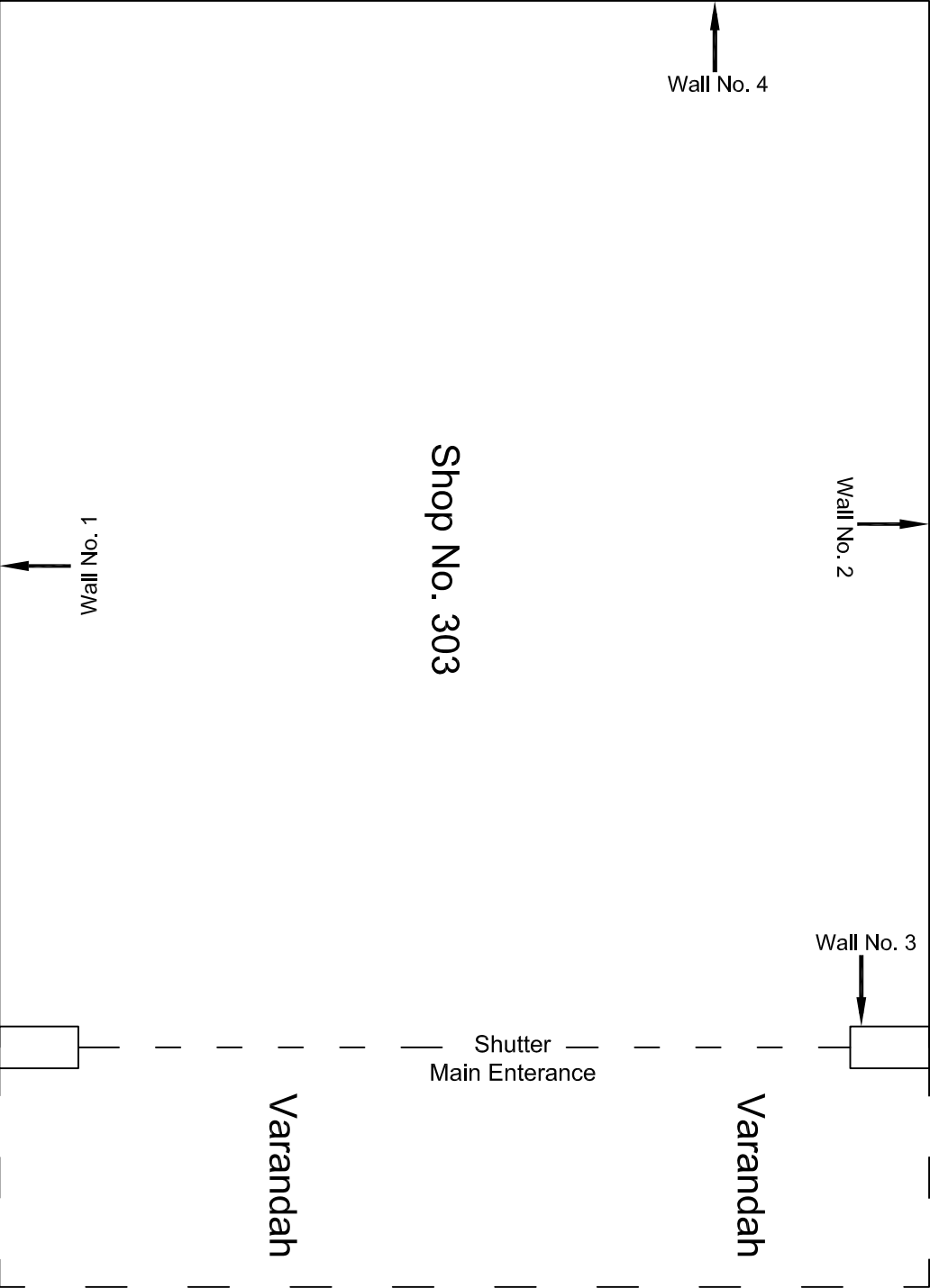
Basement Floor Plan

					CONSULTANT: OMIKRON KAPPA - INDUS CONSULTTRANS JV			MAIN CONTRACTOR: CEC			SUB-CONTRACTOR: AIMIL LIMITED			PROJECT TITLE: Design and Construction of Tunnel between Chandpole & Badi Choupar and reversal line by Shield TBM, Underground Metro Stations at Chhoti Choupar and Badi Choupar by Cut & Cover methods on East West Corridor of Jaipur Metro Phase 1B		
					CLIENT: DMRC/JMRC			CONTRACT: Jaipur Metro Phase 1B			DRAWING TITLE: Basement Floor Plan of Shop No. 301-302, Chhoti Choupar			DRAWING NO.: AIMIL/ESG/12315/ CC-BC-DN-0028-301-302 / 02		
00		NP	Dt. PRC	16.11.2013							SCALE: Not to Scale			REVISION: R0		
Revision	Description of Revision	Drawn By	Approved By	Date												



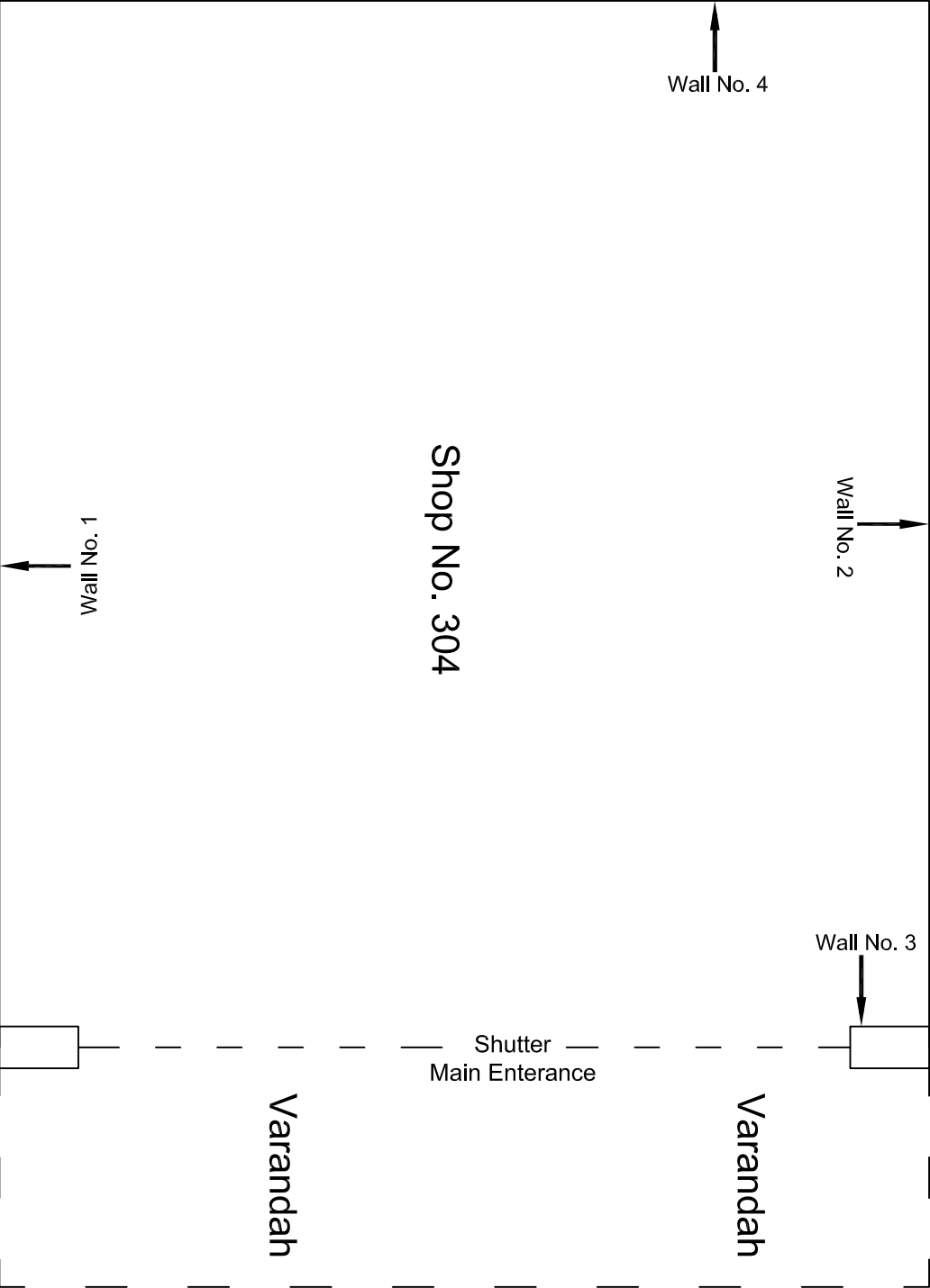
Ground Floor Plan

					CONSULTANT:	MAIN CONTRACTOR:	SUB-CONTRACTOR:	PROJECT TITLE:
					OMIKRON KAPPA - INDUS	CEC	AIMIL LIMITED	Design and Construction of Tunnel between Chandpole & Badi Chouper and reversal line by Shield TBM, Underground Metro Stations at Choi Choupar and Badi Choupar by Cut & Cover methods on East West Corridor of Jaipur Metro Phase 1B
					CONSUL TRANS JV			
					CLIENT:	CONTRACT:		DRAWING TITLE:
					DMRC/JM/RCC	Jaipur Metro Phase 1B		DRAWING NO.: AIMIL/ESG/12315/ CC-B-C-DN-0028-302 A / 01
00		NP	Dr. PRC	16.11.2013				SCALE: Not to Scale
Revision	Description of Revision	Drawn By	Approved By	Date				REVISION: R0



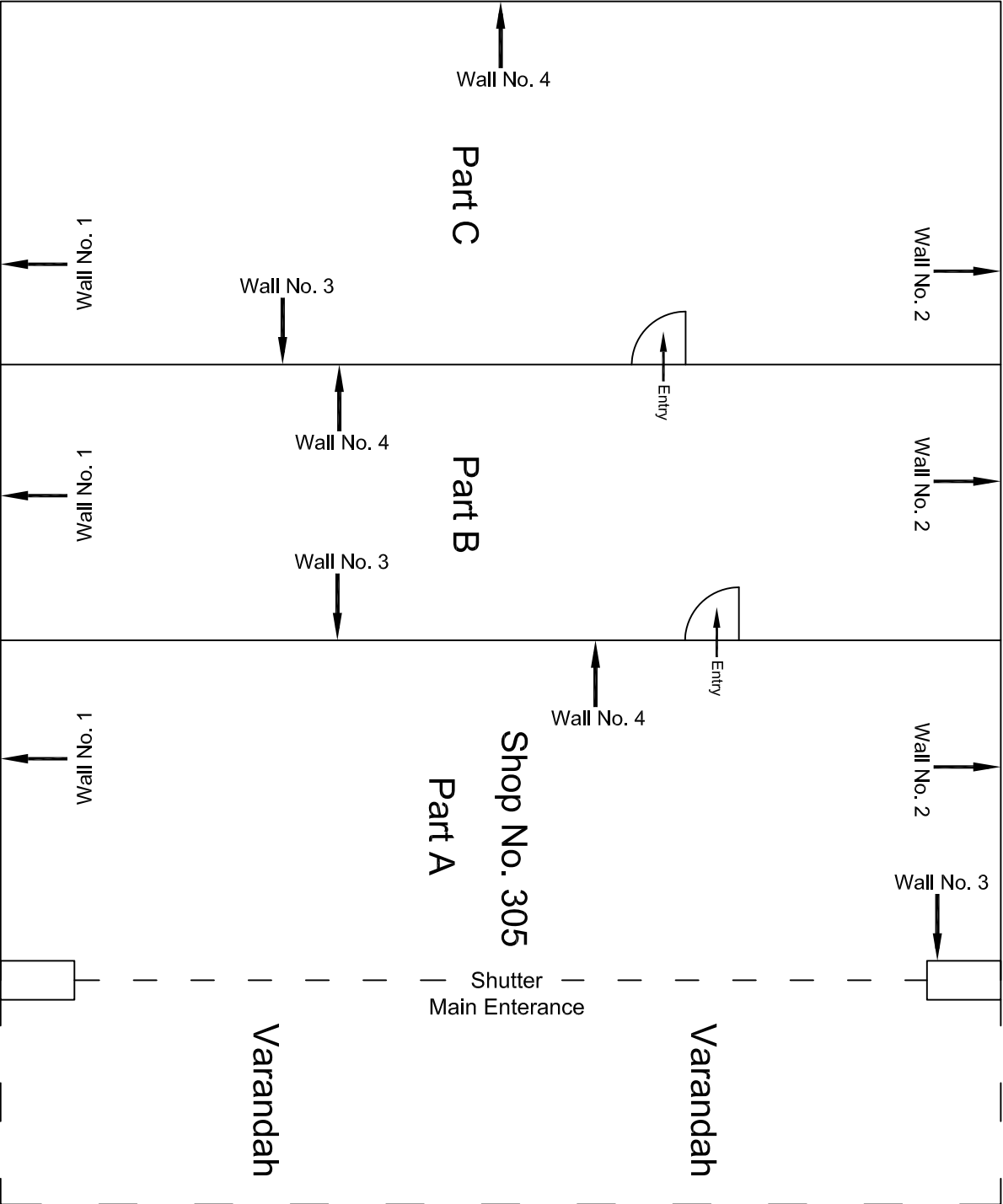
Ground Floor Plan

					CONSULTANT: OMIKRON KAPPA - INDUS CONSULTRANS JV	MAIN CONTRACTOR: CEC	SUB-CONTRACTOR: AIMIL LIMITED	PROJECT TITLE: Design and Construction of Tunnel between Chandpole & Badi Chouper and reversal line by Shield TBM, Underground Metro Stations at Choti Choupar and Badi Choupar by Cut & Cover methods on East West Corridor of Jalpur Metro Phase 1B		
					CLIENT: DMRC/JMRC	CONTRACT: Jaipur Metro Phase 1B		DRAWING TITLE: Ground Floor Plan of Shop No. 303, Chhoti Chopar		
00		NP	Dt. PRC	16.11.2013				DRAWING NO.: AIM/LESG/12315/ CC-BC-DN-0028-303 / 01		
Revision	Description of Revision	Drawn By	Approved By	Date				SCALE: Not to Scale	REVISION: R0	



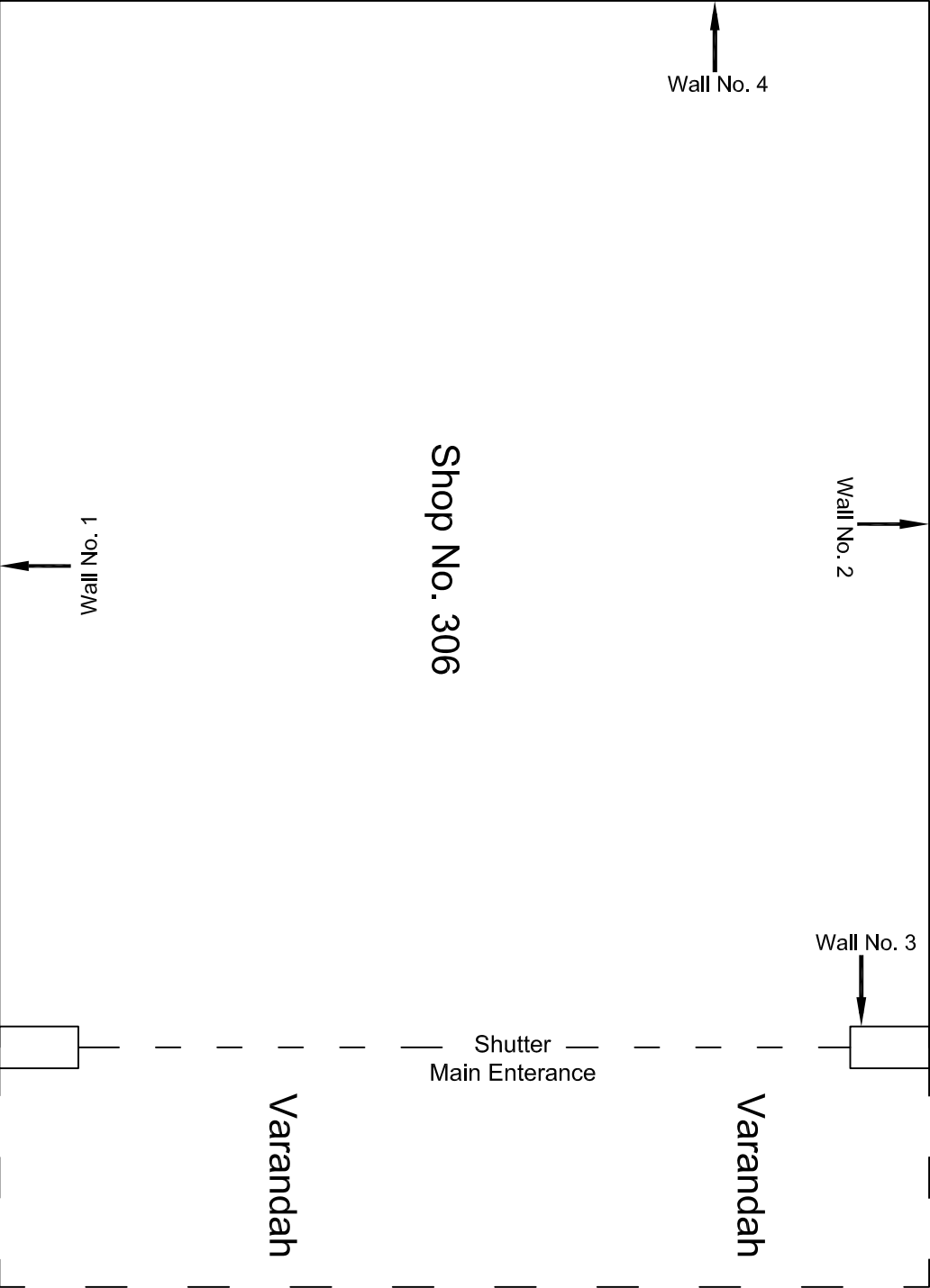
Ground Floor Plan

					CONSULTANT: OMIKRON KAPPA - INDUS CONSULTRANS JV	MAIN CONTRACTOR: CEC	SUB-CONTRACTOR: AIMIL LIMITED	PROJECT TITLE: Design and Construction of Tunnel between Chandpole & Badi Chouper and reversal line by Shield TBM, Underground Metro Stations at Choti Choupar and Badi Choupar by Cut & Cover methods on East West Corridor of Jalpur Metro Phase 1B		
					CLIENT: DMRC/JMRC	CONTRACT: Jaipur Metro Phase 1B		DRAWING TITLE: Ground Floor Plan of Shop No. 304, Chhoti Chopar		
00		NP	Dt. PRC	16.11.2013				DRAWING NO.: AIM/LESG/12315/ CC-BC-DN-0028-304 / 01	SCALE: Not to Scale	REVISION: R0
Revision	Description of Revision	Drawn By	Approved By	Date						



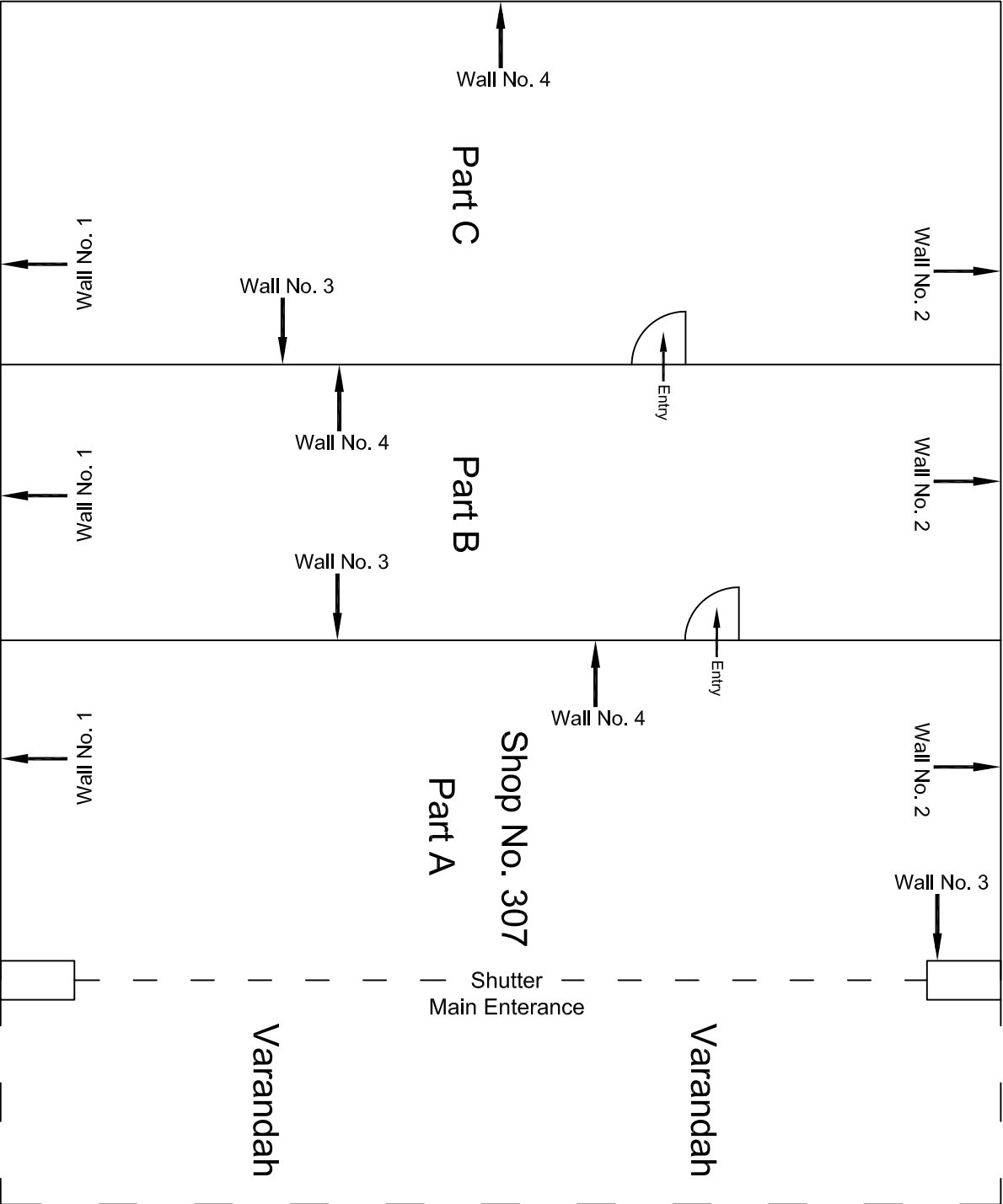
Ground Floor Plan

					CONSULTANT: OMIKRON KAPPA - INDUS CONSULTTRANS JV	MAIN CONTRACTOR: CEC	SUB-CONTRACTOR: AIMIL LIMITED	PROJECT TITLE: Design and Construction of Tunnel between Chandpole & Badi Choupar and reversal line by Shield TBM, Underground Metro Stations at Choti Choupar and Badi Choupar by Cut & Cover methods on East West Corridor of Jaipur Metro Phase 1B		
					CLIENT: DMRC/JMRC	CONTRACT: Jaipur Metro Phase 1B		DRAWING TITLE: Ground Floor Plan of Shop No. 305, Chhoti Chopar		
00		NP	Dt. PRC	16.11.2013				DRAWING NO.: AIMIL/ESG/12315/ CC-BC-DN-0028-305 / 01		SCALE: Not to Scale
Revision	Description of Revision	Drawn By	Approved By	Date						



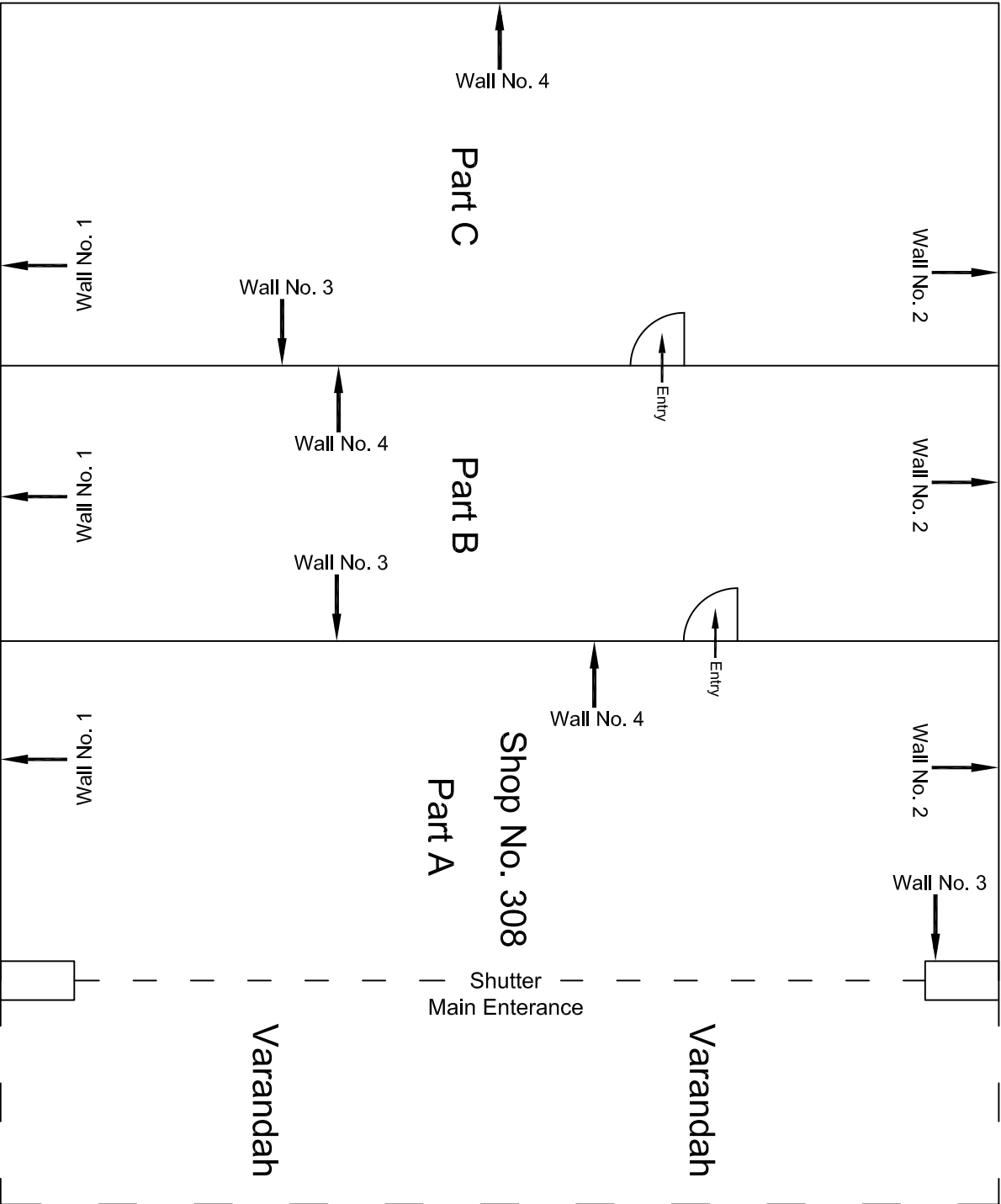
Ground Floor Plan

					CONSULTANT: OMIKRON KAPPA - INDUS CONSULTRANS JV	MAIN CONTRACTOR: CEC	SUB-CONTRACTOR: AIMIL LIMITED	PROJECT TITLE: Design and Construction of Tunnel between Chandpole & Badi Chouper and reversal line by Shield TBM, Underground Metro Stations at Choti Choupar and Badi Choupar by Cut & Cover methods on East West Corridor of Jalpur Metro Phase 1B		
					CLIENT: DMRC/JMRC	CONTRACT: Jaipur Metro Phase 1B		DRAWING TITLE: Ground Floor Plan of Shop No. 306, Chhoti Chopar		
00		NP	Dt. PRC	16.11.2013				DRAWING NO.: AIM/LESG/12315/ CC-BC-DN-0028-306 / 01	SCALE: Not to Scale	REVISION: R0
Revision	Description of Revision	Drawn By	Approved By	Date						



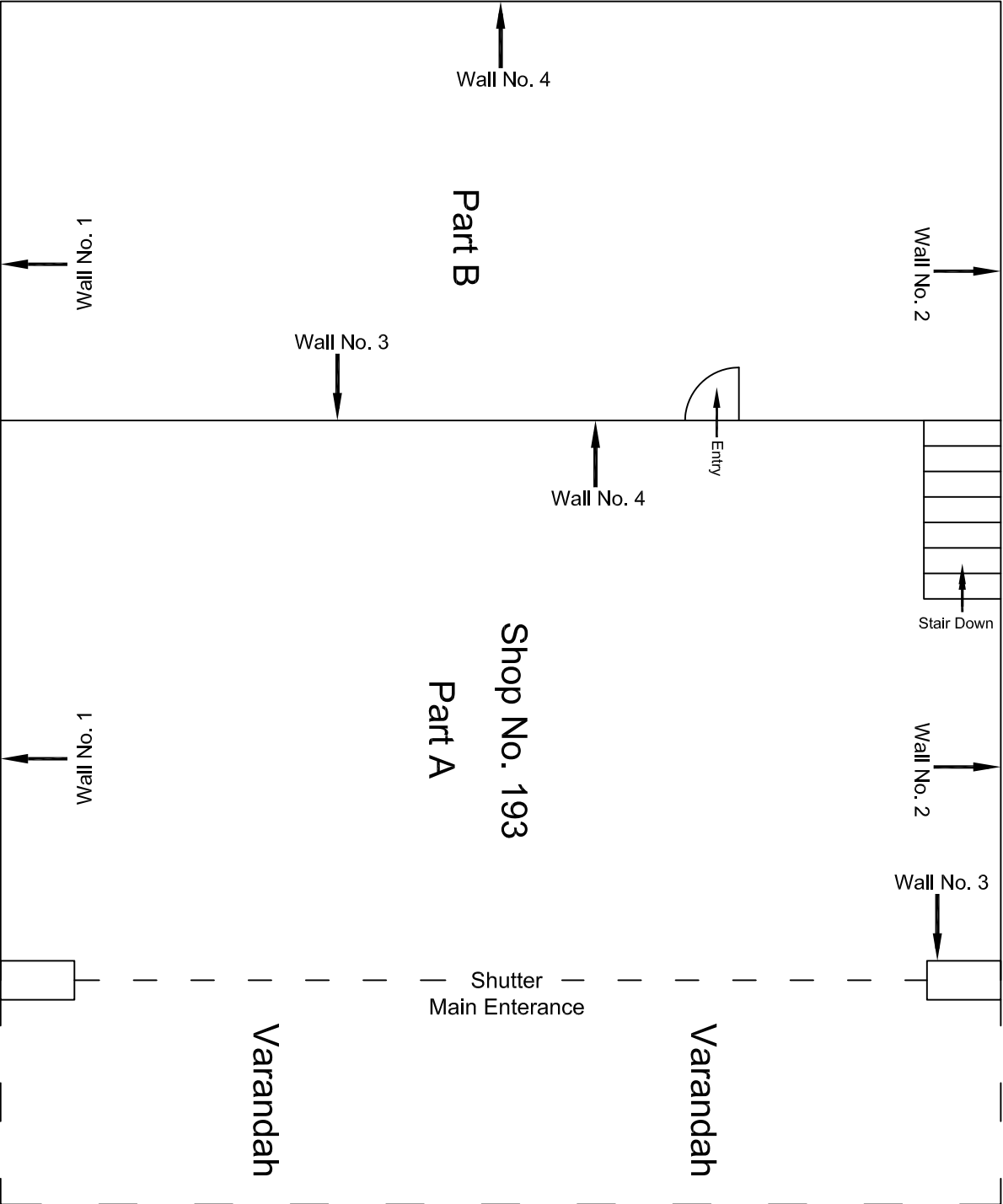
Ground Floor Plan

					CONSULTANT: OMIKRON KAPPA - INDUS CONSULTRANS JV	MAIN CONTRACTOR: CEC	SUB-CONTRACTOR: AIMIL LIMITED	PROJECT TITLE: Design and Construction of Tunnel between Chandpole & Badi Choupar and reversal line by Shield TBM, Underground Metro Stations at Choti Choupar and Badi Choupar by Cut & Cover methods on East West Corridor of Jaipur Metro Phase 1B
					CLIENT: DMRC/JMRC	CONTRACT: Jaipur Metro Phase 1B		DRAWING TITLE: Ground Floor Plan of Shop No. 307, Chhoti Chopar
00		NP	Dt. PRC	16.11.2013				DRAWING NO.: AIMIL/ESG/12315/ CC-BC-DN-0028-307 / 01
								SCALE: Not to Scale
								REVISION: R0
Revision	Description of Revision	Drawn By	Approved By	Date				



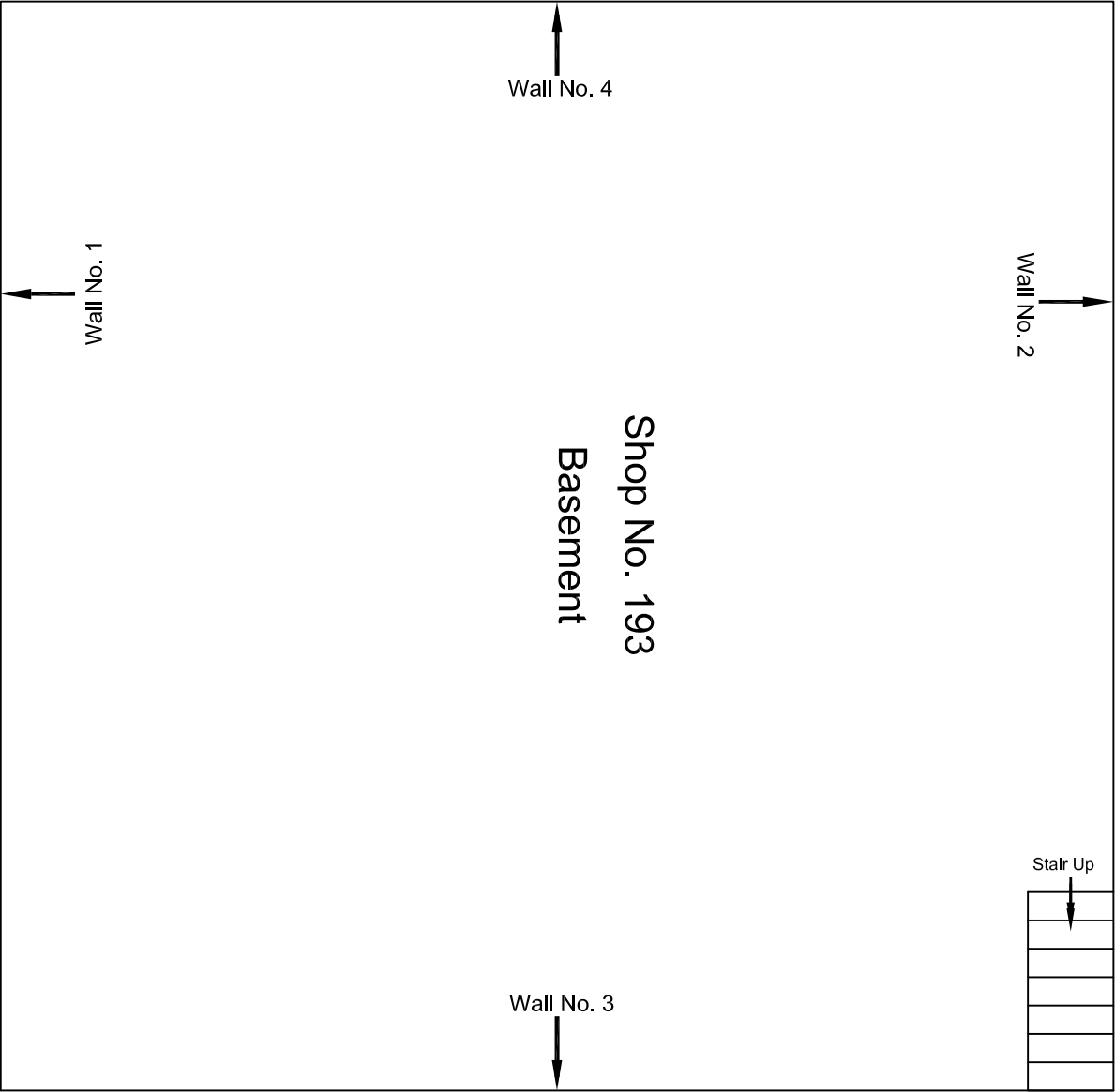
Ground Floor Plan

					CONSULTANT: OMIKRON KAPPA - INDUS CONSULTRANS JV	MAIN CONTRACTOR: CEC	SUB-CONTRACTOR: AIMIL LIMITED	PROJECT TITLE: Design and Construction of Tunnel between Chandpole & Badi Chouper and reversal line by Shield TBM, Underground Metro Stations at Choti Choupar and Badi Choupar by Cut & Cover methods on East West Corridor of Jaipur Metro Phase 1B		
					CLIENT: DMRC/JMRC	CONTRACT: Jaipur Metro Phase 1B		DRAWING TITLE: Ground Floor Plan of Shop No. 308, Chhoti Chopar		
00		NP	D. PRC	16.11.2013				DRAWING NO.: AIMIL/ESG/12315/ CC-BC-DN-0028-308 / 01		SCALE: Not to Scale
Revision	Description of Revision	Drawn By	Approved By	Date						



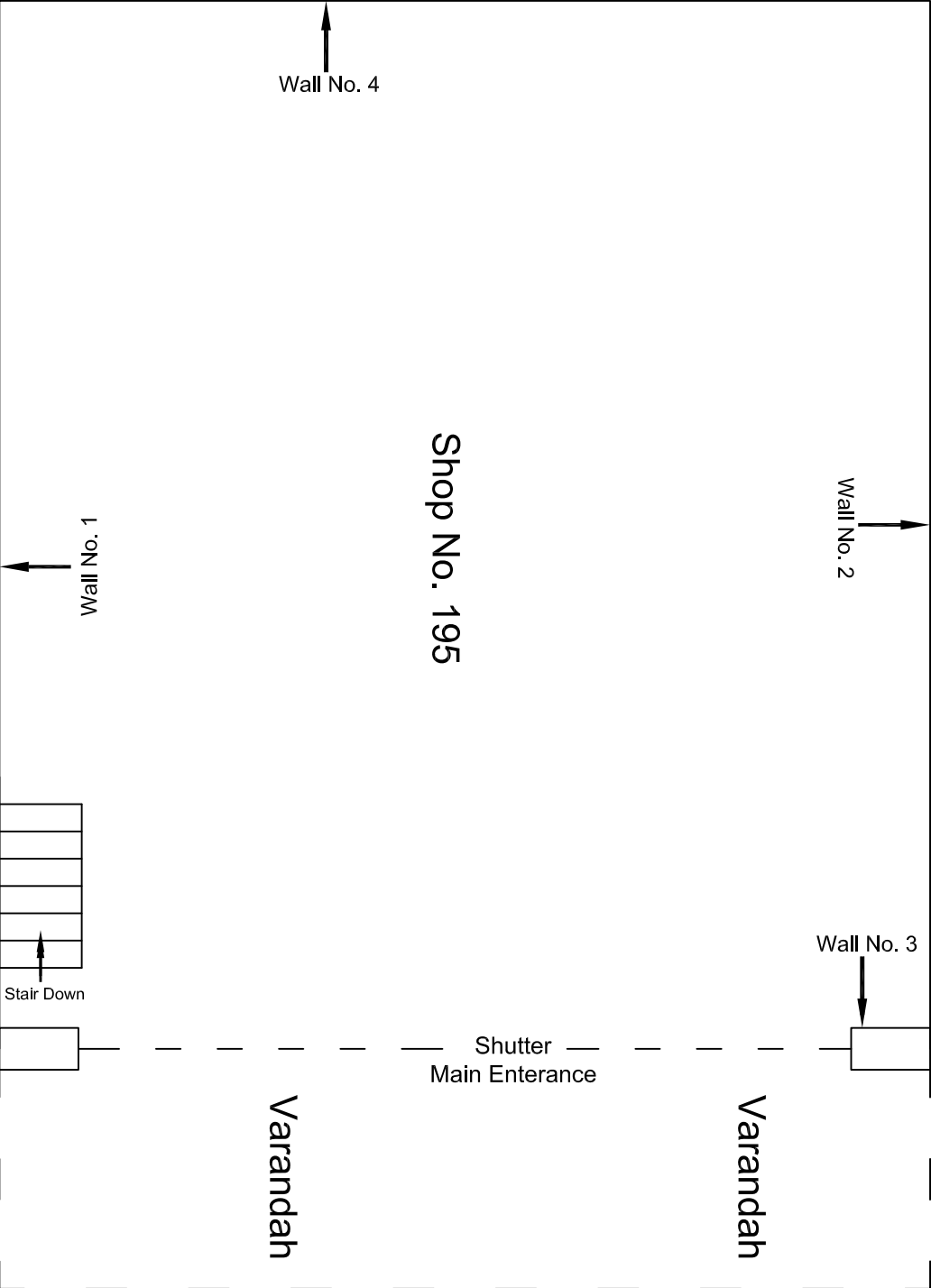
Ground Floor Plan

					CONSULTANT: OMIKRON KAPPA - INDUS CONSULTRANS JV	MAIN CONTRACTOR: CEC	SUB-CONTRACTOR: AIMIL LIMITED	PROJECT TITLE: Design and Construction of Tunnel between Chandpole & Badi Choupar and reversal line by Shield TBM, Underground Metro Stations at Choti Choupar and Badi Choupar by Cut & Cover methods on East West Corridor of Jaipur Metro Phase 1B		
					CLIENT: DMRC/JMRC	CONTRACT: Jaipur Metro Phase 1B		DRAWING TITLE: Ground Floor Plan of Shop No. 193, Chhoti Chopar		
00		NP	Dt. PRC	16.11.2013				DRAWING NO.: AIMIL/ESG/12315/ CC-BC-DN-0029-193 / 01		
Revision	Description of Revision	Drawn By	Approved By	Date				SCALE: Not to Scale	REVISION: R0	



Basement Floor Plan

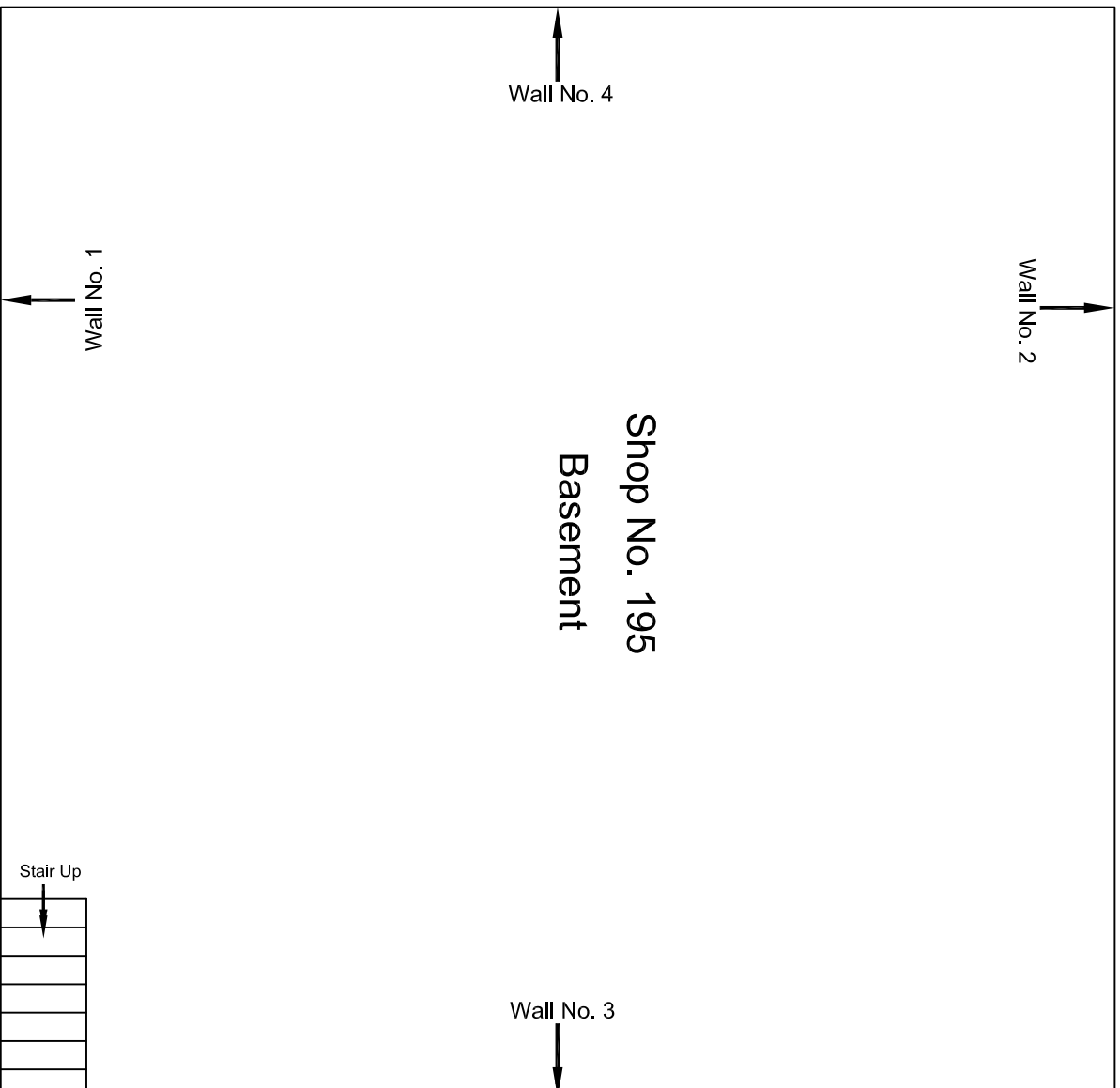
					CONSULTANT: OMIKRON KAPPA - INDUS CONSULTTRANS JV	MAIN CONTRACTOR: CEC	SUB-CONTRACTOR: AIMIL LIMITED	PROJECT TITLE: Design and Construction of Tunnel between Chandpole & Badi Choupar and reversal line by Shield TBM, Underground Metro Stations at Choti Choupar and Badi Choupar by Cut & Cover methods on East West Corridor of Jaipur Metro Phase 1B		
					CLIENT: DMRC/JMRC	CONTRACT: Jaipur Metro Phase 1B		DRAWING TITLE: Basement Floor Plan of Shop No. 193, Chhoti Chopar		
00		NP	Dt. PRC	16.11.2013				DRAWING NO.: AIMIL/ESG/12315/ CC-BC-DN-0029-193 / 02		
Revision	Description of Revision	Drawn By	Approved By	Date				SCALE: Not to Scale	REVISION: R0	



Ground Floor Plan

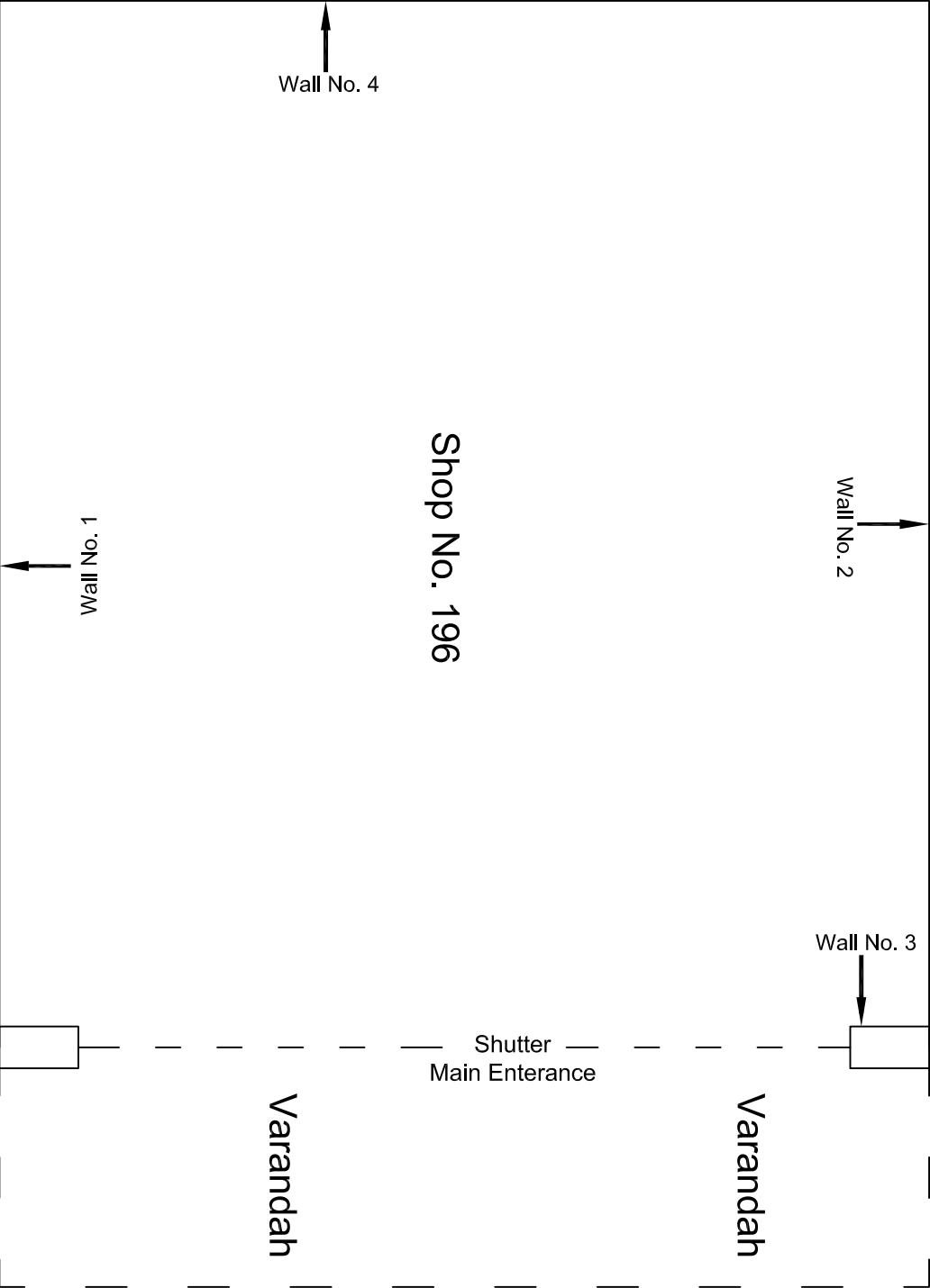
					CONSULTANT:	MAIN CONTRACTOR:	SUB-CONTRACTOR:	PROJECT TITLE:	
					OMIKRON KAPPA - INDUS	CEC	AIMIL LIMITED	Design and Construction of Tunnel between Chandpole & Badi Choupar and reversal line by Shield TBM, Underground Metro Stations at Choti Choupar and Badi Choupar by Cut & Cover methods on East West Corridor of Jaipur Metro Phase 1B	
					CONSULTTRANS JV			DRAWING TITLE:	
					CLIENT: DMRC/JMRC	CONTRACT: Jaipur Metro Phase 1B		DRAWING NO.: AIMIL/ESG/12315/ CC-BC-DN-0029-195 / 01	
00		NP	Dt. PRC	16.11.2013				SCALE: Not to Scale	
Revision	Description of Revision	Drawn By	Approved By	Date					

SCALE:	REVISION:
Not to Scale	R0



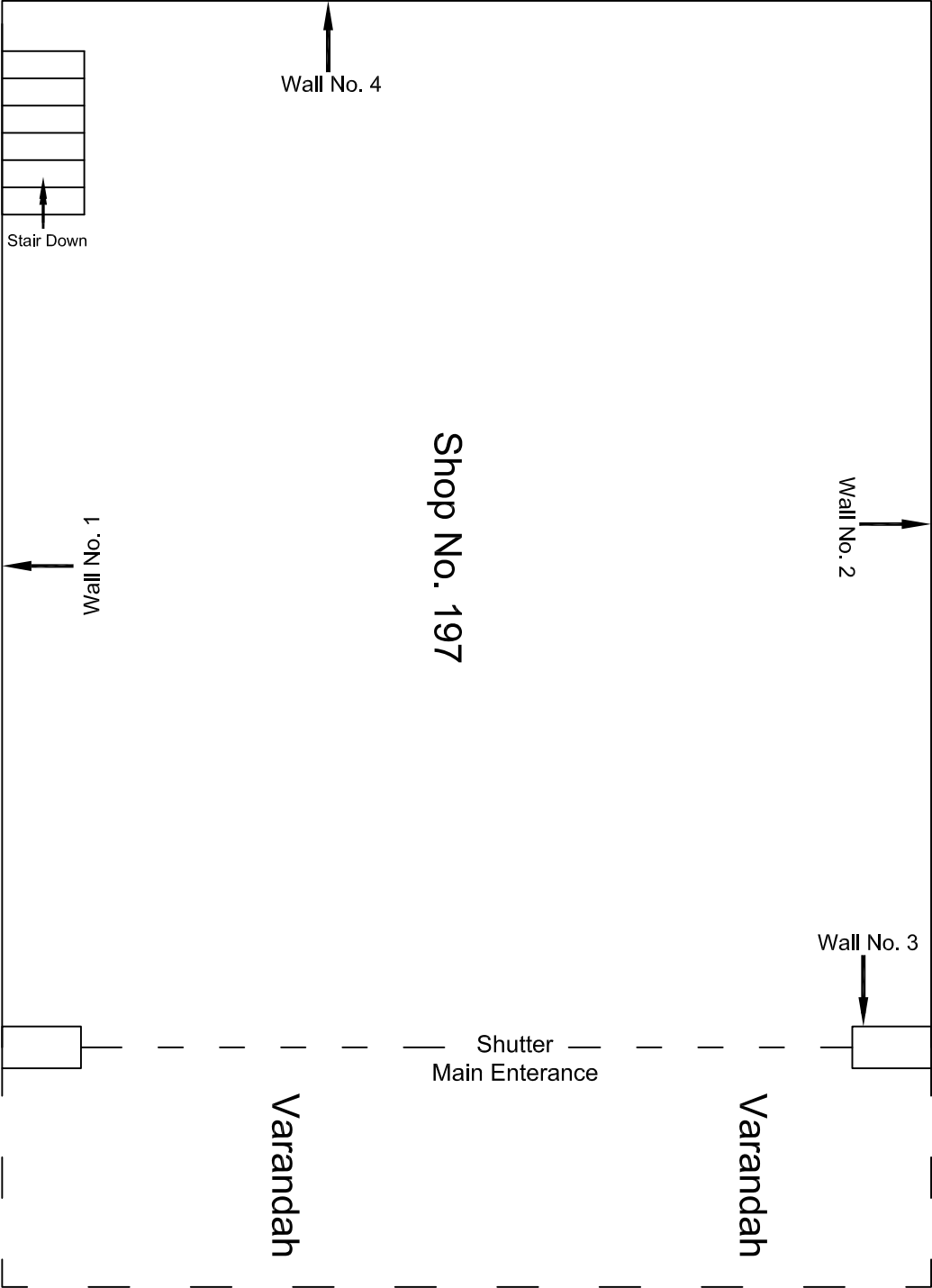
Basement Floor Plan

						CONSULTANT: OMIKRON KAPPA - INDUS CONSULTRANS JV		MAIN CONTRACTOR: CEC	SUB-CONTRACTOR: AIMIL LIMITED	PROJECT TITLE: Design and Construction of Tunnel between Chandpole & Badi Chouper and reversal line by Shield TBM, Underground Metro Stations at Choti Choupar and Badi Choupar by Cut & Cover methods on East West Corridor of Jaipur Metro Phase 1B		
						CLIENT: DMRC/JMRC		CONTRACT: Jaipur Metro Phase 1B		DRAWING TITLE: Basement Floor Plan of Shop No. 195, Chhoti Chopar		
										DRAWING NO.: CC-BC-DN-0029-195 / 02 AIMIL/ESG/12315/		
00		NP	D. PRC	16.11.2013						SCALE: Not to Scale REVISION: R0		
Revision	Description of Revision	Drawn By	Approved By	Date								



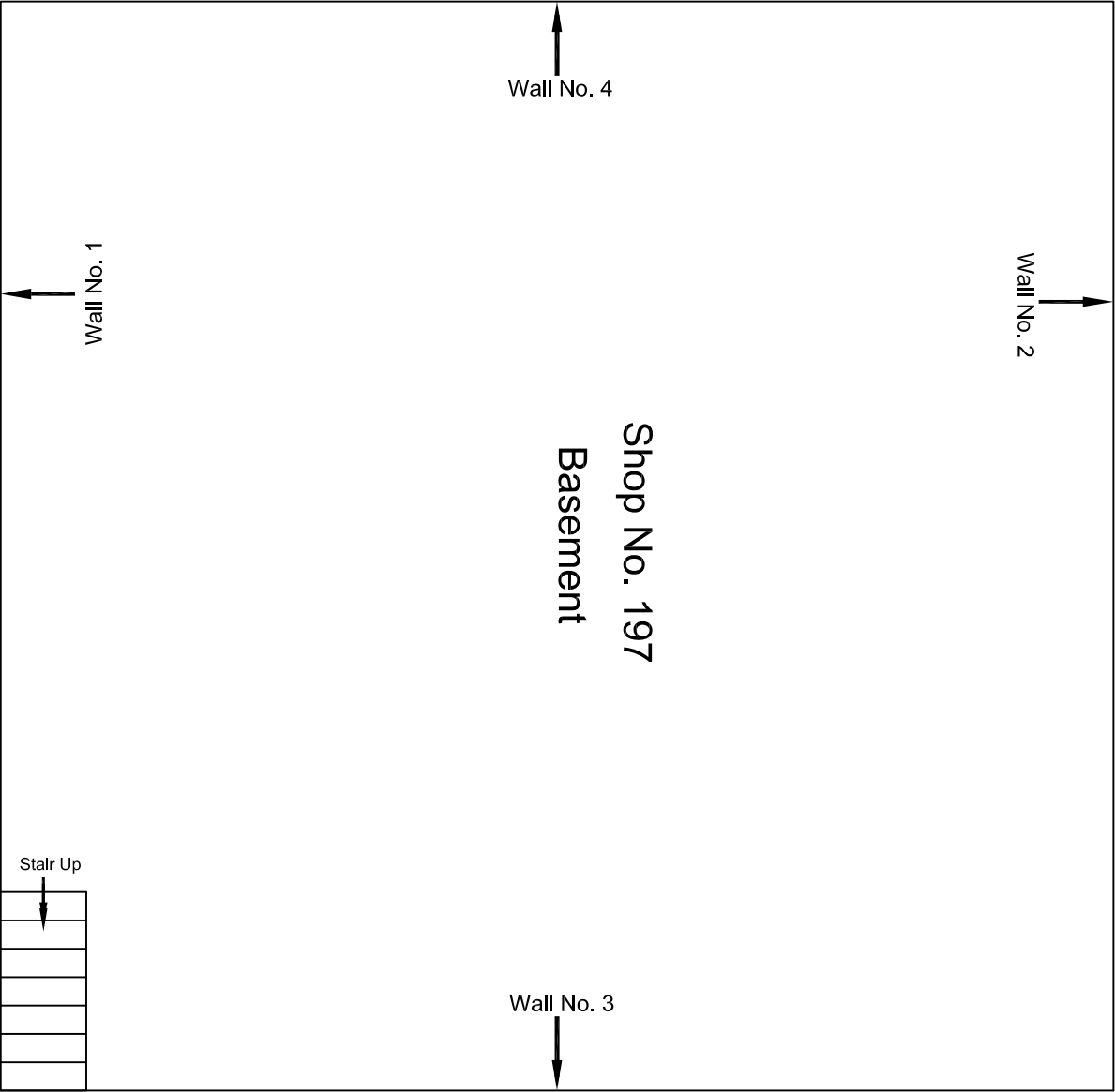
Ground Floor Plan

				CONSULTANT:	MAIN CONTRACTOR:	SUB-CONTRACTOR:	PROJECT TITLE: Design and Construction of Tunnel between Chandpole & Badi Choupar and reversal line by Shield TBM, Underground Metro Stations at Choti Choupar and Badi Choupar by Cut & Cover methods on East West Corridor of Jaipur Metro Phase 1B		
				OMIKRON KAPPA - INDUS	CEC	AIMIL LIMITED			
				CONSULTTRANS JV					
				CLIENT:	CONTRACT:				
				DMRC/JMRC	Jaipur Metro Phase 1B		DRAWING TITLE:	DRAWING NO.:	REVISION:
00		NP	Dt. PRC	16.11.2013			Ground Floor Plan of Shop No. 196, Chhoti Chopar	AIMIL/ESG/12315/ CC-BC-DN-0029-196 / 01	
Revision	Description of Revision	Drawn By	Approved By	Date			SCALE:	Not to Scale	R0



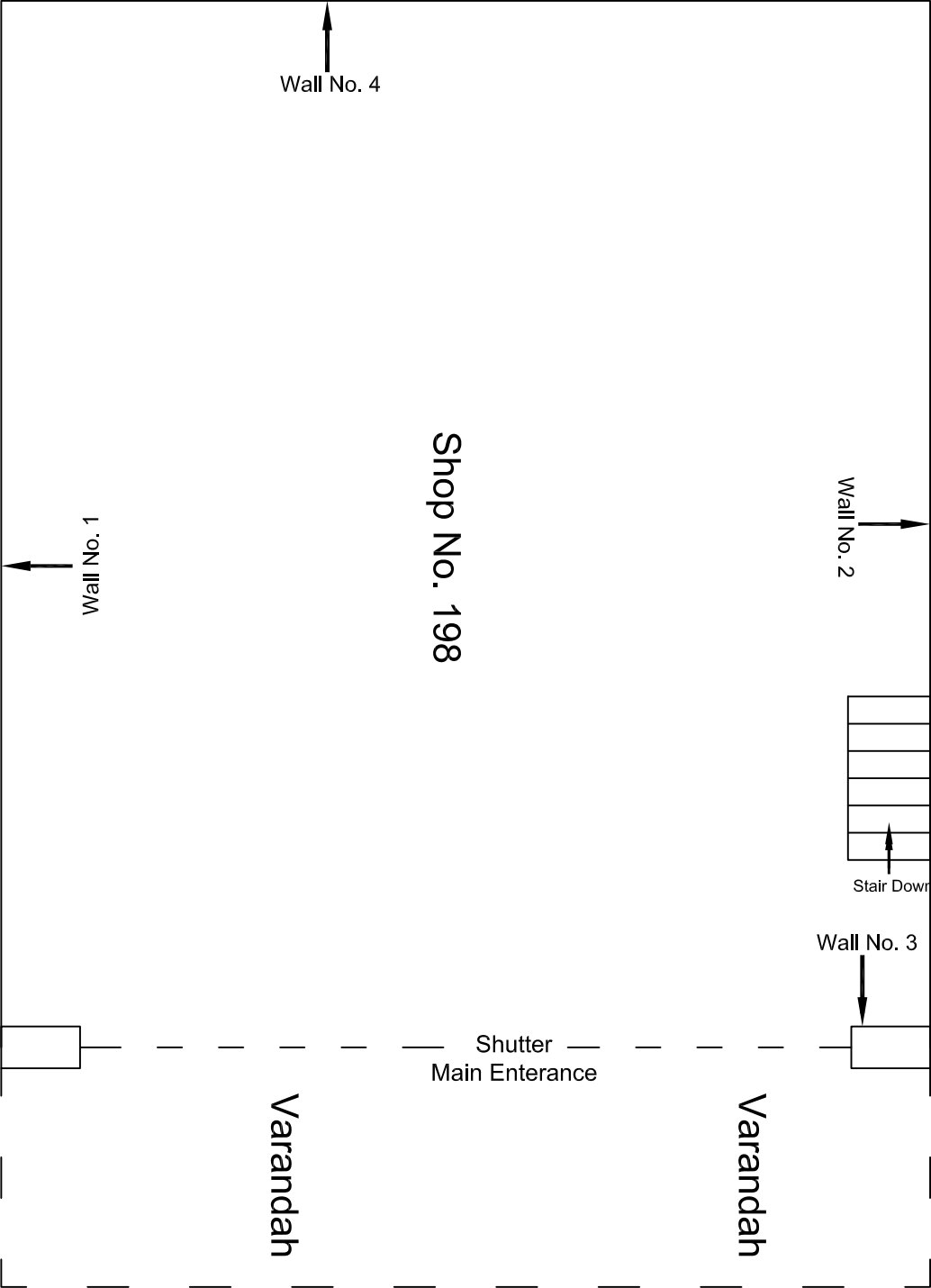
Ground Floor Plan

					CONSULTANT: OMIKRON KAPPA - INDUS CONSULTRANS JV		MAIN CONTRACTOR: CEC		SUB-CONTRACTOR: AIMIL LIMITED		PROJECT TITLE: Design and Construction of Tunnel between Chandpole & Badi Choupar and reversal line by Shield TBM, Underground Metro Stations at Choti Choupar and Badi Choupar by Cut & Cover methods on East West Corridor of Jaipur Metro Phase 1B	
					CLIENT: DMRC/JMRC		CONTRACT: Jaipur Metro Phase 1B				DRAWING TITLE: Ground Floor Plan of Shop No. 197, Chhoti Chopar	
00		NP	Dr. PRC	16.11.2013							DRAWING NO.: AIMIL/ESG/12315/ CC-BC-DN-0029-197 / 01	
Revision	Description of Revision	Drawn By	Approved By	Date							SCALE: Not to Scale	
											REVISION: R0	



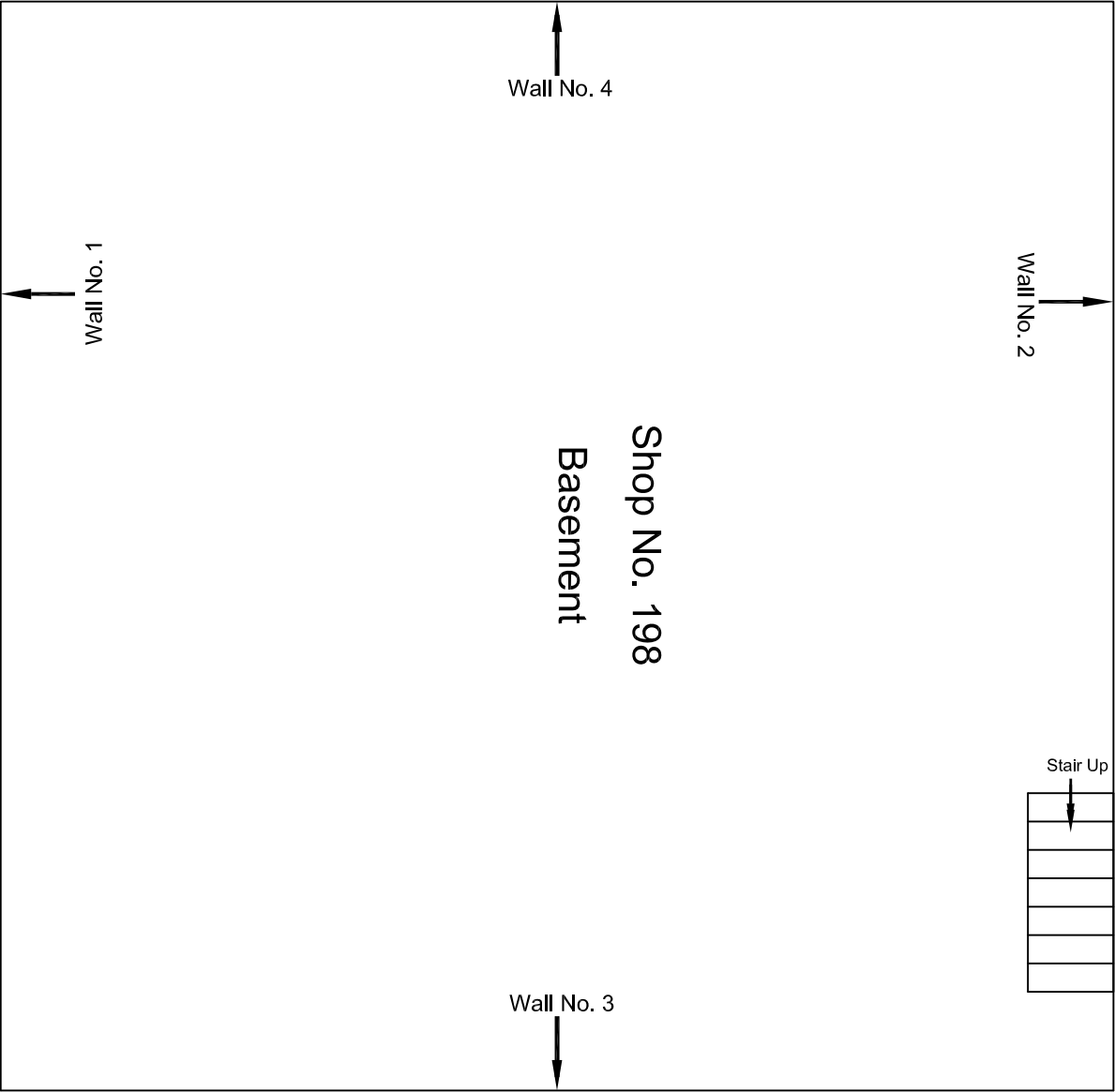
Basement Floor Plan

					CONSULTANT:	MAIN CONTRACTOR:	SUB-CONTRACTOR:	PROJECT TITLE:	
					OMIKRON KAPPA - INDUS	CEC	AIMIL LIMITED	Design and Construction of Tunnel between Chandpole & Badi Choupar and reversal line by Shield TBM, Underground Metro Stations at Choti Choupar and Badi Choupar by Cut & Cover methods on East West Corridor of Jaipur Metro Phase 1B	
					CONSULTTRANS JV				
					CLIENT:	CONTRACT:		DRAWING TITLE:	
					DMRC/JMRC	Jaipur Metro Phase 1B		Basement Floor Plan of Shop	
00		NP	Dt. PRC	16.11.2013				DRAWING NO.:	REVISION:
								AIML/ESG/12315/ CC-BC-DN-0029-197 / 02	R0
Revision	Description of Revision	Drawn By	Approved By	Date				SCALE:	
								Not to Scale	



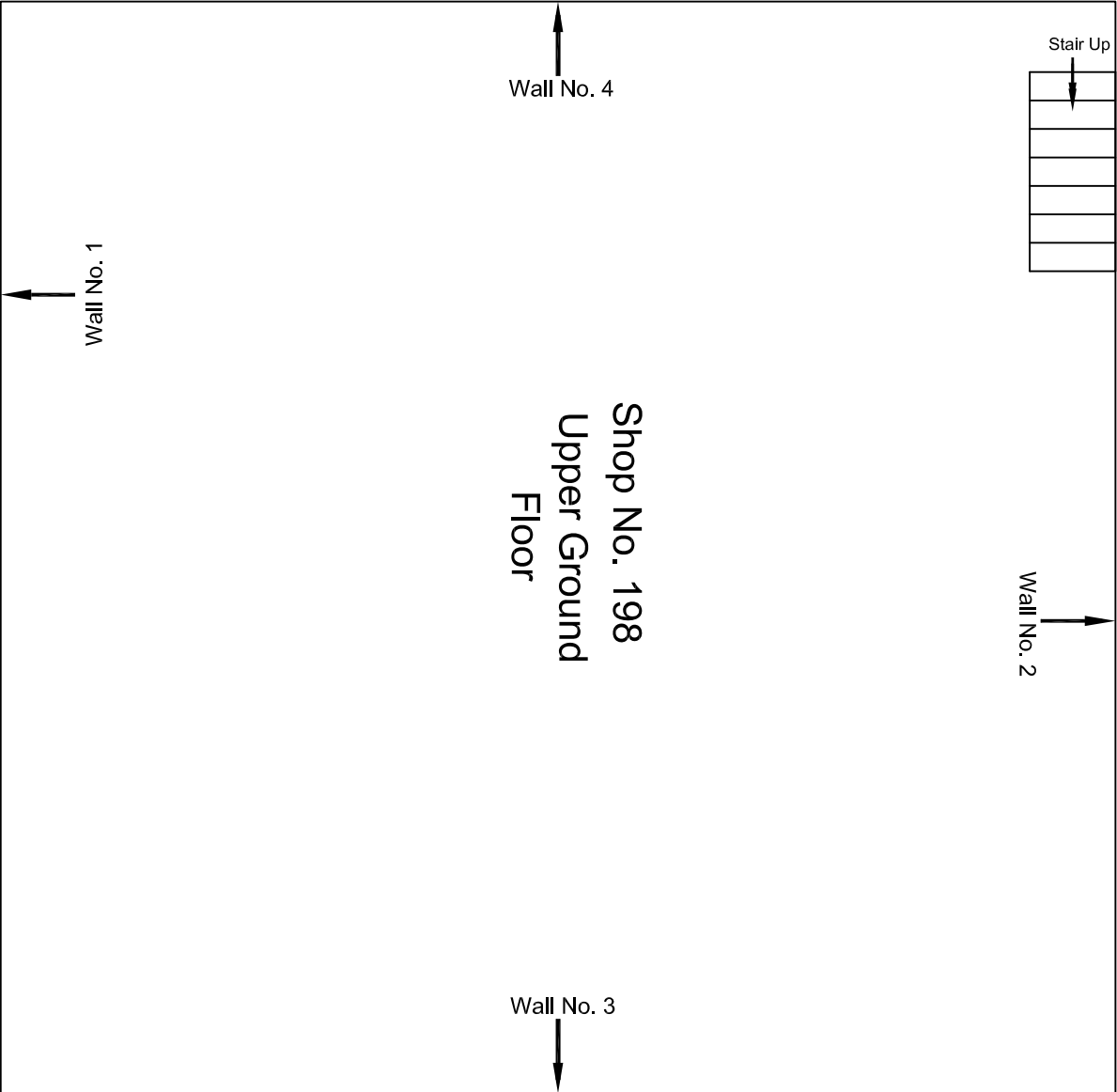
Ground Floor Plan

					CONSULTANT:	MAIN CONTRACTOR:	SUB-CONTRACTOR:	PROJECT TITLE:	
					OMIKRON KAPPA - INDUS	CEC	AIMIL LIMITED	Design and Construction of Tunnel between Chandpole & Badi Choupar and reversal line by Shield TBM, Underground Metro Stations at Choti Choupar and Badi Choupar by Cut & Cover methods on East West Corridor of Jaipur Metro Phase 1B	
					CONSULTTRANS JV				
					CLIENT:	CONTRACT:		DRAWING TITLE:	
					DMRC/JMRC	Jaipur Metro Phase 1B		Ground Floor Plan of Shop	
00		NP	Dt. PRC	16.11.2013				No. 198, Chhoti Chopar	
								DRAWING NO.:	
								AIMIL/ESG/12315/ CC-BC-DN-0029-198 / 01	
								SCALE:	
								Not to Scale	
								REVISION:	
								R0	
Revision	Description of Revision	Drawn By	Approved By	Date					



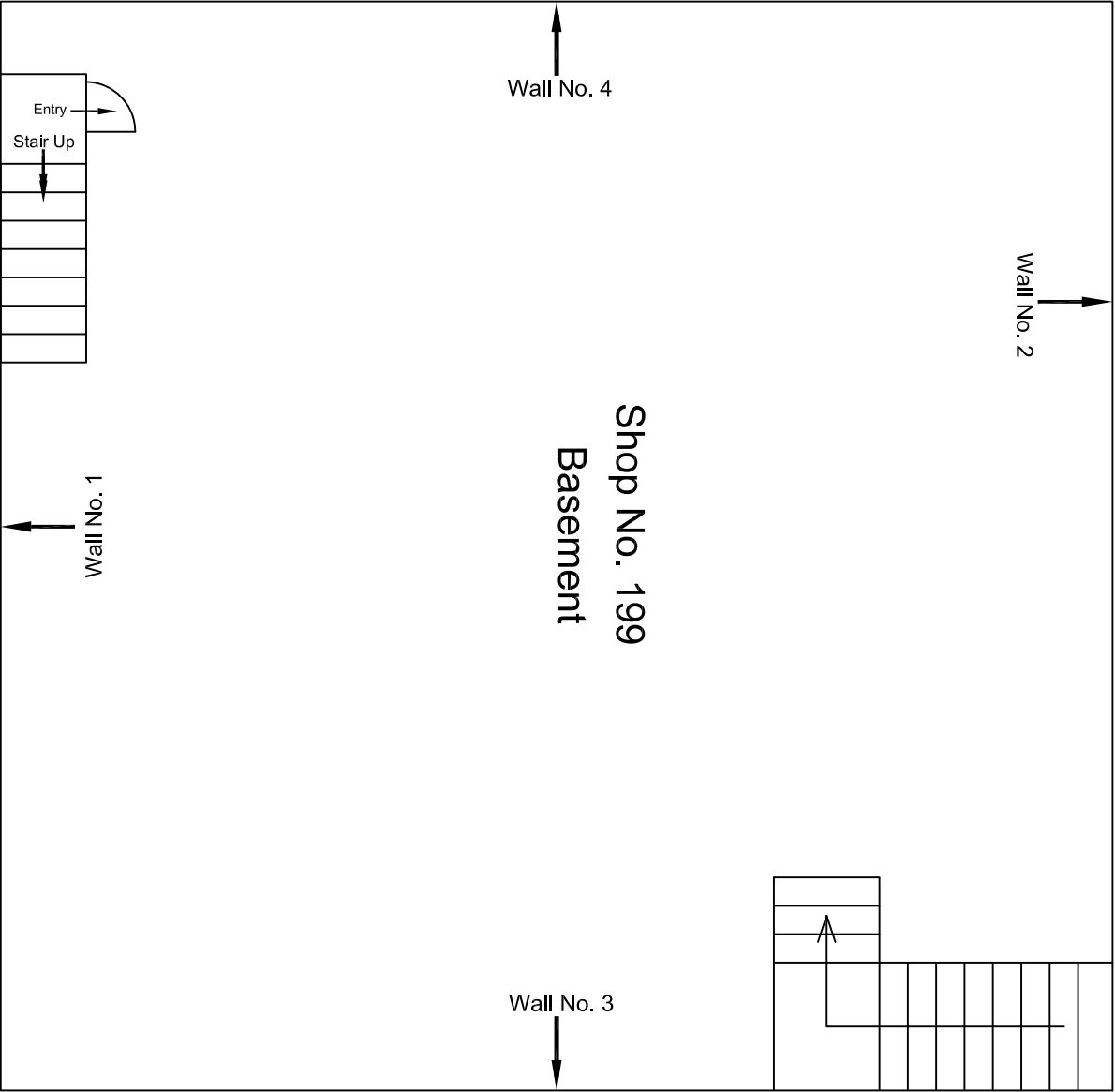
Basement Floor Plan

					CONSULTANT: OMIKRON KAPPA - INDUS CONSULTTRANS JV		MAIN CONTRACTOR: CEC		SUB-CONTRACTOR: AIMIL LIMITED		PROJECT TITLE: Design and Construction of Tunnel between Chandpole & Badi Choupar and reversal line by Shield TBM, Underground Metro Stations at Choti Choupar and Badi Choupar by Cut & Cover methods on East West Corridor of Jaipur Metro Phase 1B	
					CLIENT: DMRC/JMRC		CONTRACT: Jaipur Metro Phase 1B				DRAWING TITLE: Basement Floor Plan of Shop No. 198, Chhoti Chopar	
00		NP	Dt. PRC	16.11.2013					DRAWING NO.: AIMIL/ESG/12315/ CC-BC-DN-0029-198 / 02		SCALE: Not to Scale	
Revision	Description of Revision	Drawn By	Approved By	Date					REVISION: R0			



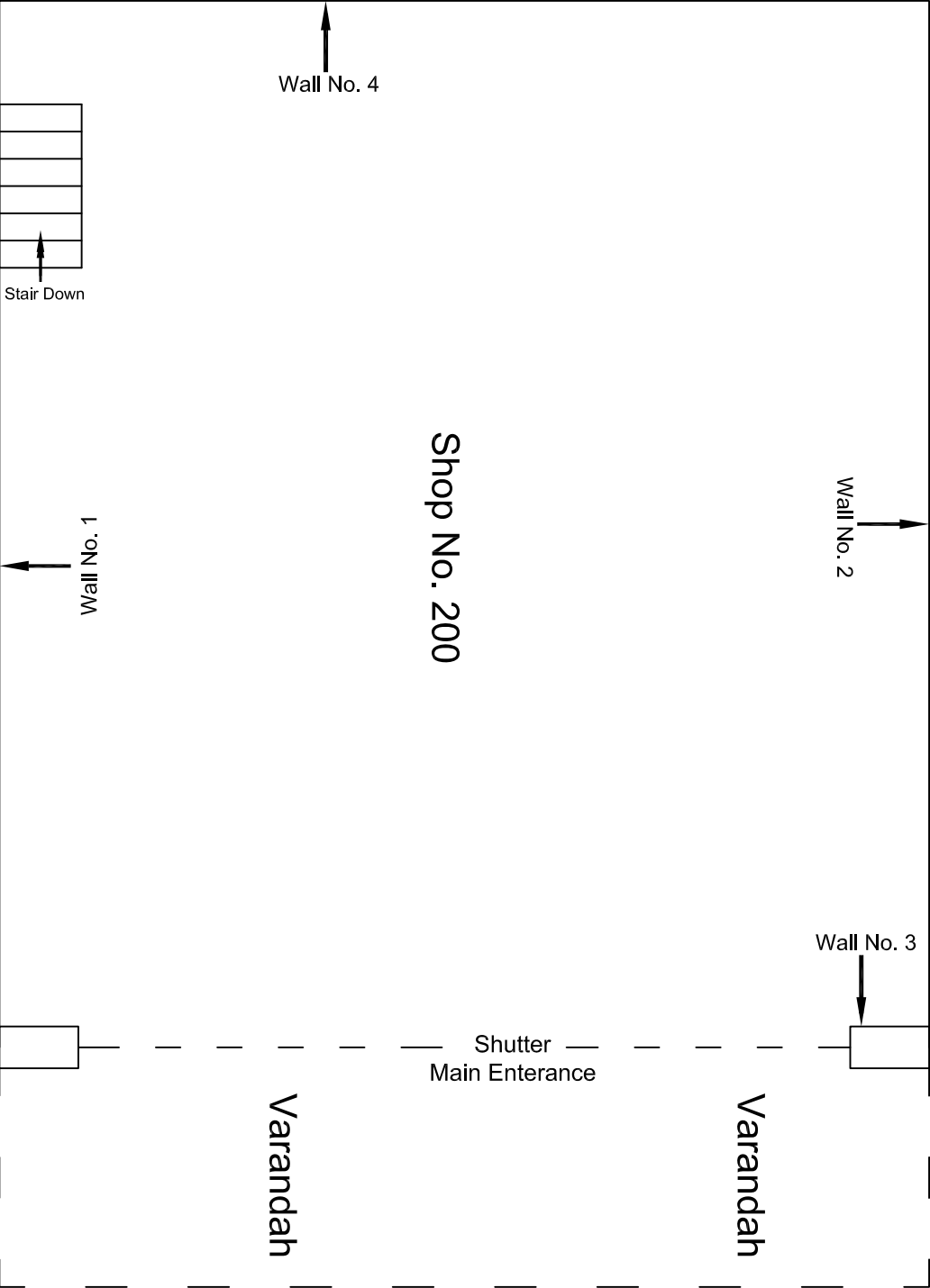
Basement Floor Plan

					CONSULTANT:	MAIN CONTRACTOR:	SUB-CONTRACTOR:	PROJECT TITLE:	
					OMIKRON KAPPA - INDUS CONSULTRANS JV	CEC	AIMIL LIMITED	Design and Construction of Tunnel between Chandpole & Badi Choupar and reversal line by Shield TBM, Underground Metro Stations at Choti Choupar and Badi Choupar by Cut & Cover methods on East West Corridor of Jaipur Metro Phase 1B	
					CLIENT: DMRC/JMRC	CONTRACT: Jaipur Metro Phase 1B		DRAWING TITLE: Basement Floor Plan of Shop No. 198, Chhoti Chopar	DRAWING NO.: AIML/ESG/12315/ CC-BC-DN-0029-198 / 03
00		NP	Dt. PRC	16.11.2013				SCALE: Not to Scale	REVISION: R0
Revision	Description of Revision	Drawn By	Approved By	Date					



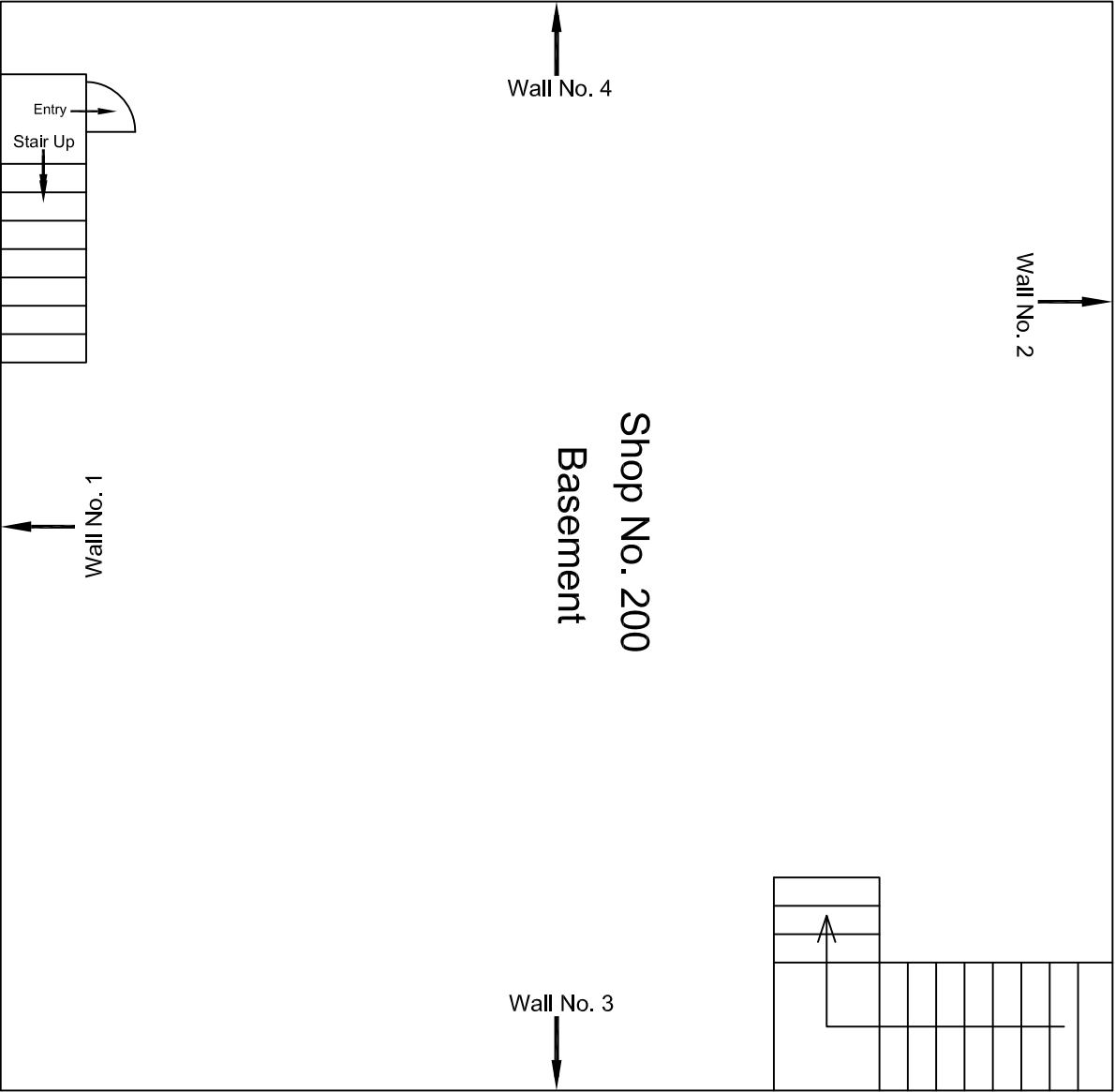
Basement Floor Plan

				CONSULTANT: OMIKRON KAPPA - INDUS CONSULTANTS JV		MAIN CONTRACTOR: CEC		SUB-CONTRACTOR: AIMIL LIMITED		PROJECT TITLE: Design and Construction of Tunnel between Chandpole & Badi Choupar and reversal line by Shield TBM, Underground Metro Stations at Choti Choupar and Badi Choupar by Cut & Cover methods on East West Corridor of Jaipur Metro Phase 1B		
				CLIENT: DMRC/JMRC		CONTRACT: Jaipur Metro Phase 1B		DRAWING TITLE: Basement Floor Plan of Shop No. 199, Chhoti Chopar		DRAWING NO : AIML/ESG/12315/ CC-BC-DN-0029-199 / 02		
00		NP	Dt. PRC	16.11.2013					SCALE: Not to Scale		REVISION: R0	
Revision	Description of Revision	Drawn By	Approved By	Date								



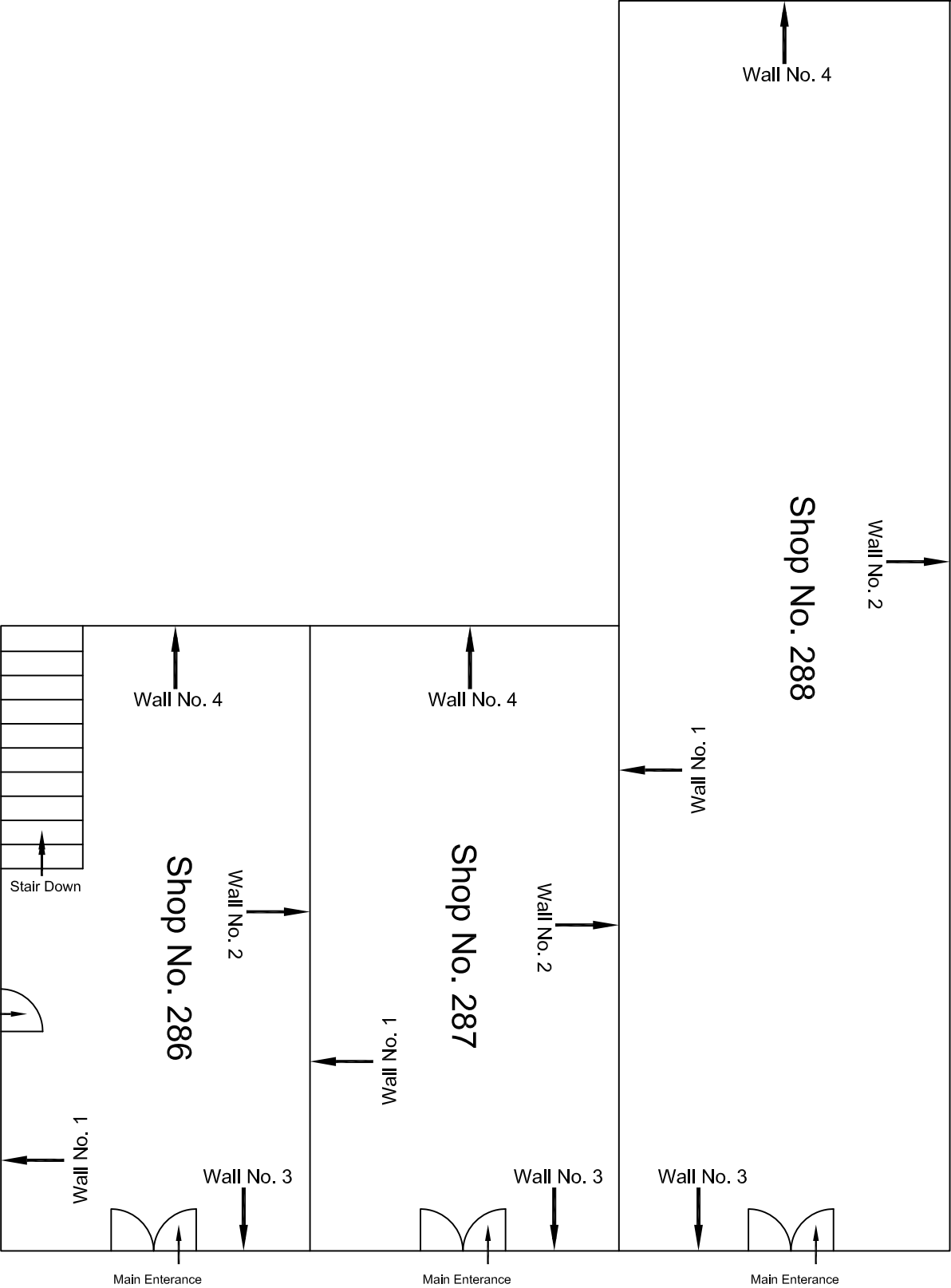
Ground Floor Plan

					CONSULTANT: OMIKRON KAPPA - INDUS CONSULTRANS JV	MAIN CONTRACTOR: CEC	SUB-CONTRACTOR: AIMIL LIMITED	PROJECT TITLE: Design and Construction of Tunnel between Chandpole & Badi Chouper and reversal line by Shield TBM, Underground Metro Stations at Choti Choupar and Badi Choupar by Cut & Cover methods on East West Corridor of Jaipur Metro Phase 1B			
					CLIENT: DMRC/JMRC	CONTRACT: Jaipur Metro Phase 1B		DRAWING TITLE: Ground Floor Plan of Shop No. 200, Chhoti Chopar		DRAWING NO.: AIML/ESG/12315/ CC-BC-DN-0029-200 / 01	
00		NP	Dt. PRC	16.11.2013				SCALE: Not to Scale	REVISION: R0		
Revision	Description of Revision	Drawn By	Approved By	Date							

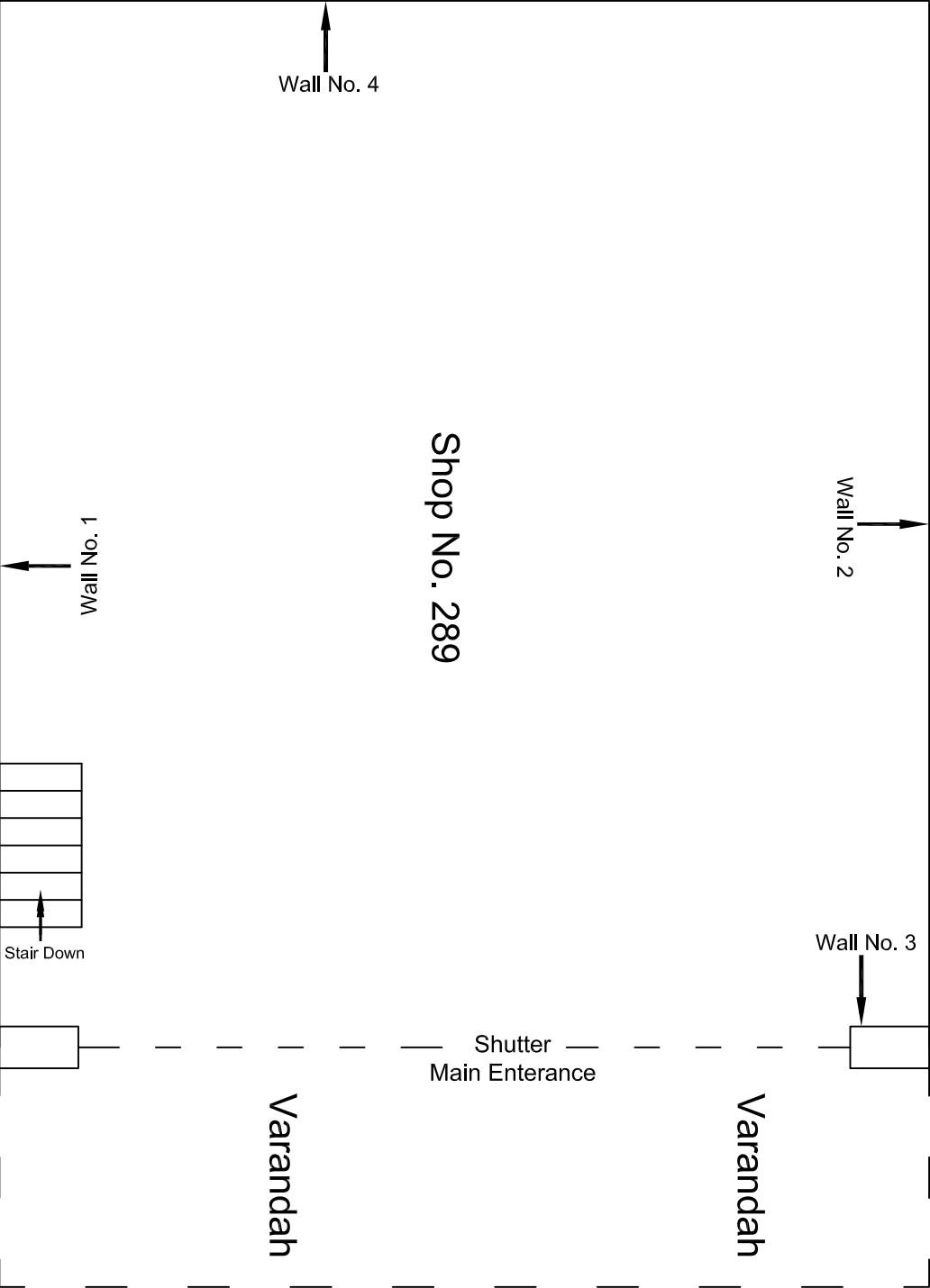


Basement Floor Plan

					CONSULTANT: OMIKRON KAPPA - INDUS CONSULTRANS JV		MAIN CONTRACTOR: CEC		SUB-CONTRACTOR: AIMIL LIMITED		PROJECT TITLE: Design and Construction of Tunnel between Chandpole & Badi Chouper and reversal line by Shield TBM, Underground Metro Stations at Choti Choupar and Badi Choupar by Cut & Cover methods on East West Corridor of Jaipur Metro Phase 1B			
					CLIENT: DMRC/JMRC		CONTRACT: Jaipur Metro Phase 1B				DRAWING TITLE: Basement Floor Plan of Shop			
00		NP	Dt. PRC	16.11.2013							DRAWING NO.: AIMIL/ESG/12315/ CC-BC-DN-0029-200 / 02			
Revision	Description of Revision	Drawn By	Approved By	Date							SCALE: Not to Scale		REVISION: R0	

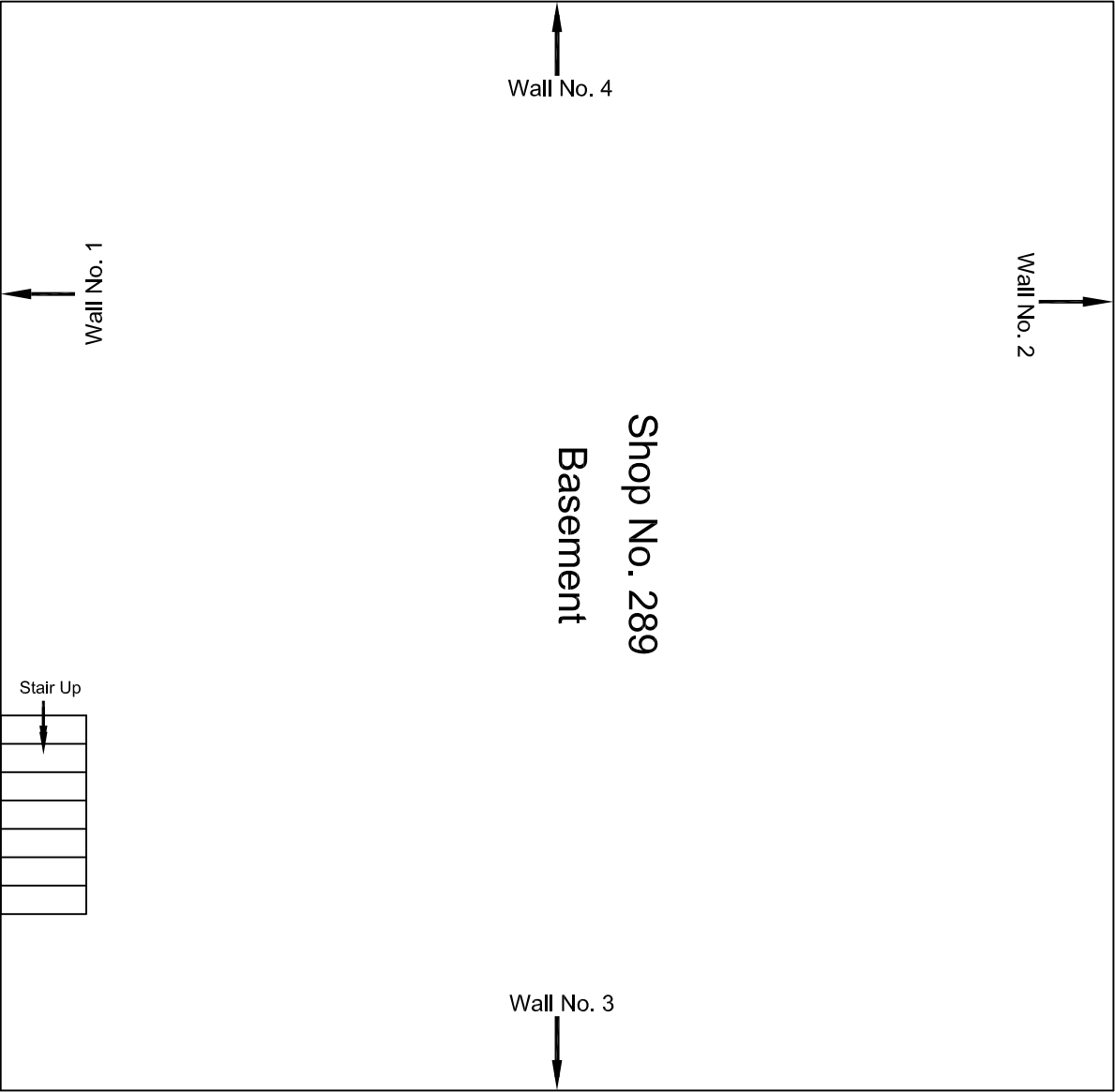


					CONSULTANT:		MAIN CONTRACTOR:		SUB-CONTRACTOR:		PROJECT TITLE:	
					OMIKRON KAPPA - INDUS CONSULTRANS JV		CEC		AIMIL LIMITED		Design and Construction of Tunnel between Chandpole & Badi Choupar and reversal line by Shield TBM, Underground Metro Stations at Chhoti Choupar and Badi Choupar by Cut & Cover methods on East West Corridor of Jaipur Metro Phase 1B	
					CLIENT:		CONTRACT:					
					DMRC/JMRC		Jaipur Metro Phase 1B					
00		NP	Dr. PRC	16.11.2013							DRAWING TITLE:	
											Ground Floor Plan of Shop	
											No. 286-288, Chhoti Choupar	
											DRAWING NO.:	
											AIM/LES/G/12315/ CC-BC-DN-0029-286-288 / 01	
											SCALE:	
											Not to Scale	
											REVISION:	
											R0	

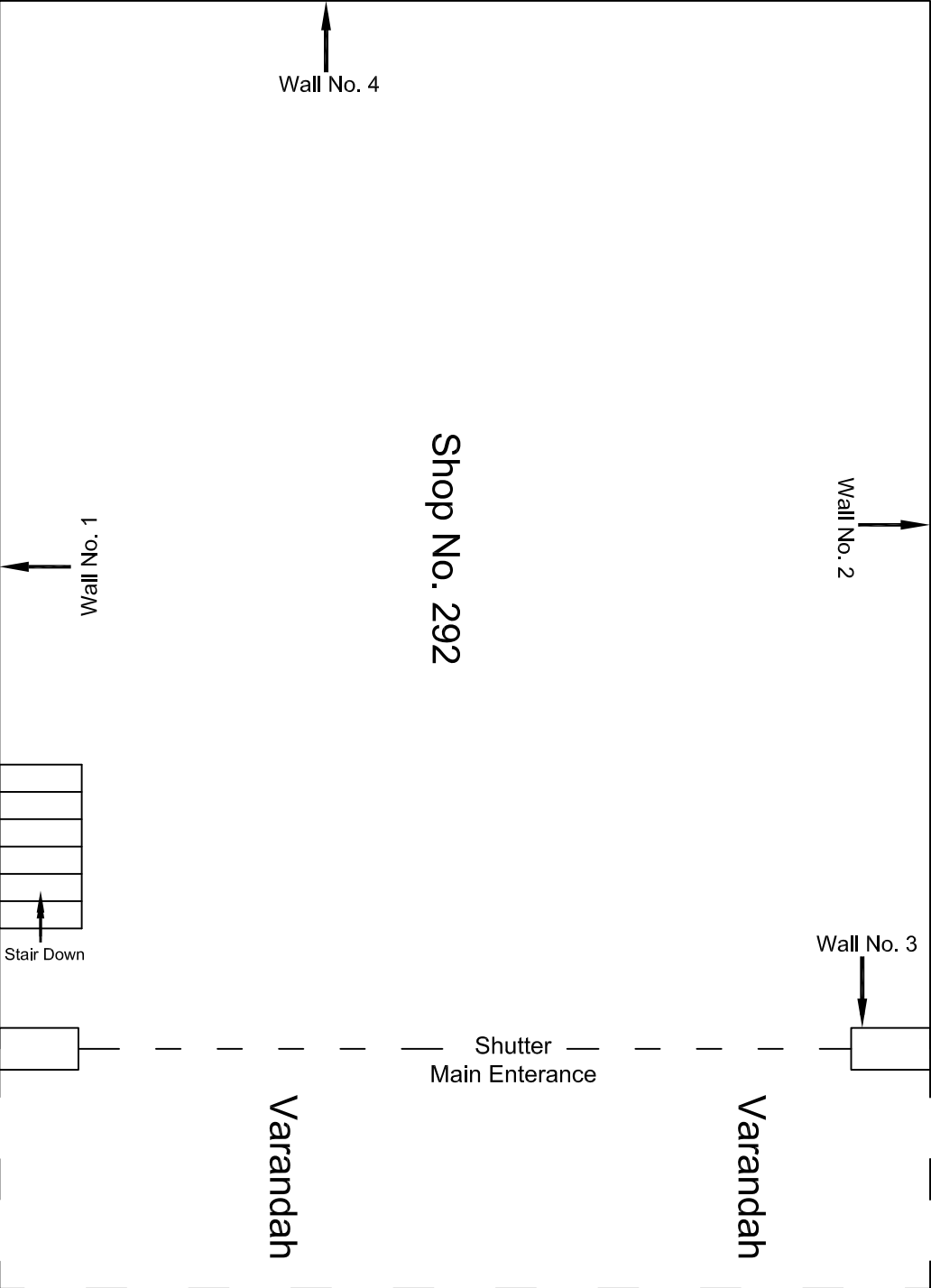


Ground Floor Plan

					CONSULTANT:	MAIN CONTRACTOR:	SUB-CONTRACTOR:	PROJECT TITLE:	
					OMIKRON KAPPA - INDUS CONSULTTRANS JV	CEC	AIMIL LIMITED	Design and Construction of Tunnel between Chandpole & Badi Choupar and reversal line by Shield TBM, Underground Metro Stations at Choti Choupar and Badi Choupar by Cut & Cover methods on East West Corridor of Jaipur Metro Phase 1B	
					CLIENT:	CONTRACT:		DRAWING TITLE:	DRAWING NO.:
					DMRC/JMRC	Jaipur Metro Phase 1B		Ground Floor Plan of Shop No. 289, Chhoti Chopar	AIMIL/ESG/12315/ CC-BC-DN-0029-289 / 01
00		NP	Dt. PRC	16.11.2013				SCALE:	REVISION:
								Not to Scale	R0
Revision	Description of Revision	Drawn By	Approved By	Date					

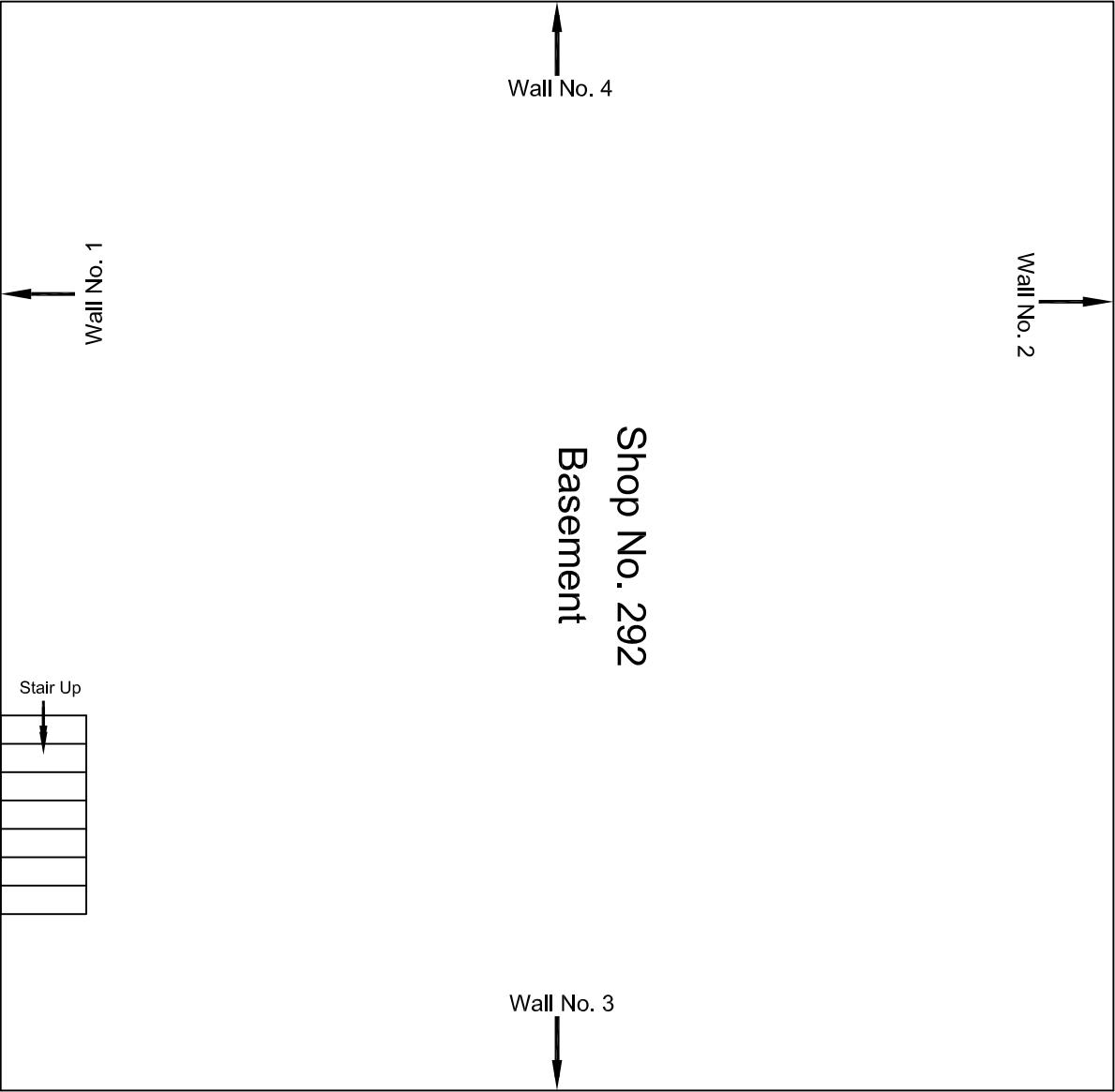


					CONSULTANT:	MAIN CONTRACTOR:	SUB-CONTRACTOR:	PROJECT TITLE:		
					OMIKRON KAPPA - INDUS CONSULTTRANS JV	CEC	AIMIL LIMITED	Design and Construction of Tunnel between Chandpole & Badi Choupar and reversal line by Shield TBM, Underground Metro Stations at Choti Choupar and Badi Choupar by Cut & Cover methods on East West Corridor of Jaipur Metro Phase 1B		
					CLIENT: DMRC/JMRC	CONTRACT: Jaipur Metro Phase 1B		DRAWING TITLE: Basement Floor Plan of Shop No. 289, Chhoti Chopar		
00		NP	Dt. PRC	16.11.2013				DRAWING NO.:	CC-BC-DN-0029-289 / 02	
								AIML/ESG/12315/		
								SCALE:	Not to Scale	REVISION:
										R0
Revision	Description of Revision	Drawn By	Approved By	Date						



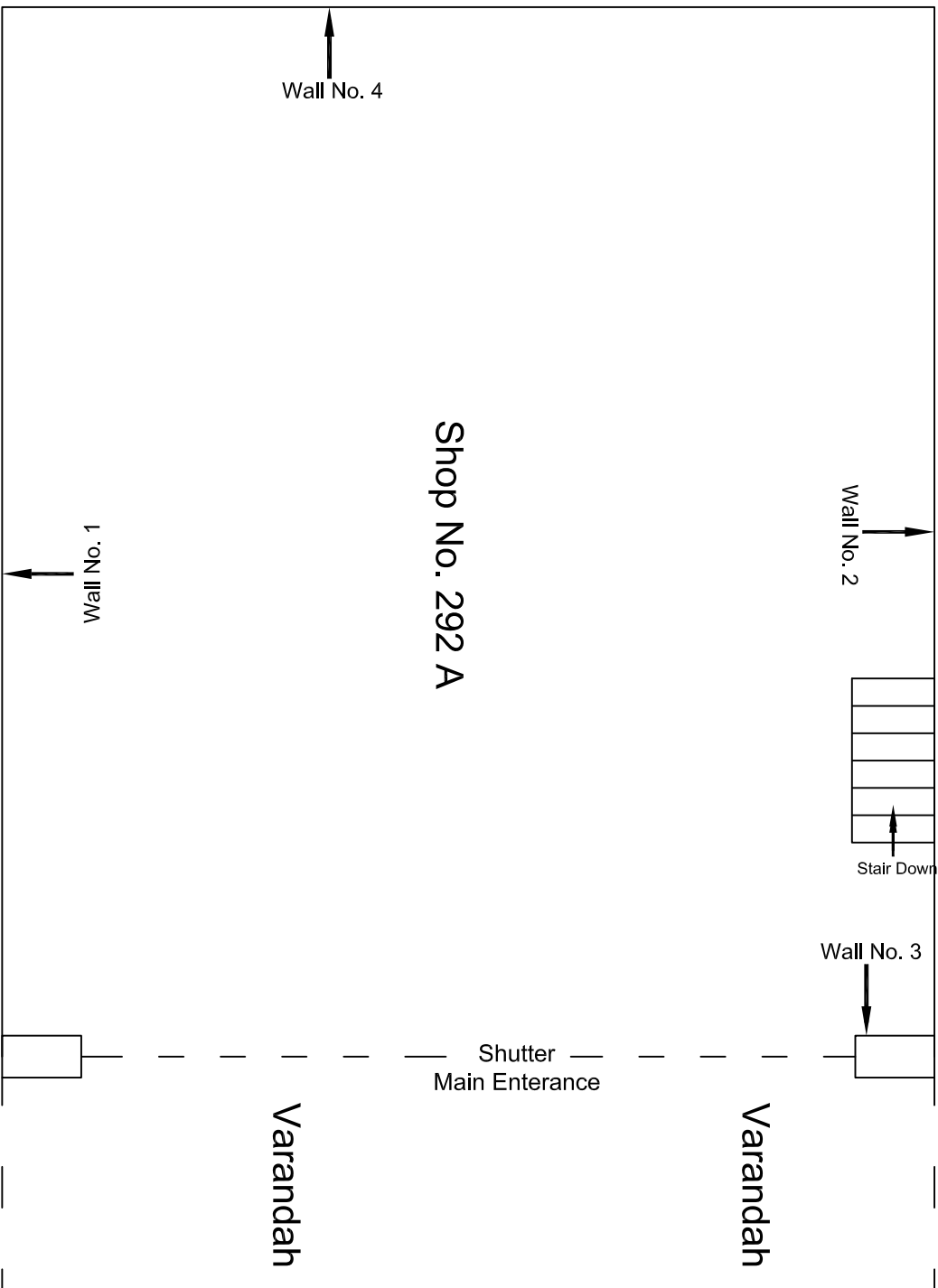
Ground Floor Plan

					CONSULTANT:	MAIN CONTRACTOR:	SUB-CONTRACTOR:	PROJECT TITLE:	
					OMIKRON KAPPA - INDUS CONSULTTRANS JV	CEC	AIMIL LIMITED	Design and Construction of Tunnel between Chandpole & Badi Choupar and reversal line by Shield TBM, Underground Metro Stations at Choti Choupar and Badi Choupar by Cut & Cover methods on East West Corridor of Jaipur Metro Phase 1B	
					CLIENT:	CONTRACT:		DRAWING TITLE:	DRAWING NO.:
					DMRC/JMRC	Jaipur Metro Phase 1B		Ground Floor Plan of Shop No. 292, Chhoti Chopar	AIMIL/ESG/12315/ CC-BC-DN-0029-292 / 01
00		NP	Dt. PRC	16.11.2013				SCALE:	REVISION:
								Not to Scale	R0
Revision	Description of Revision	Drawn By	Approved By	Date					



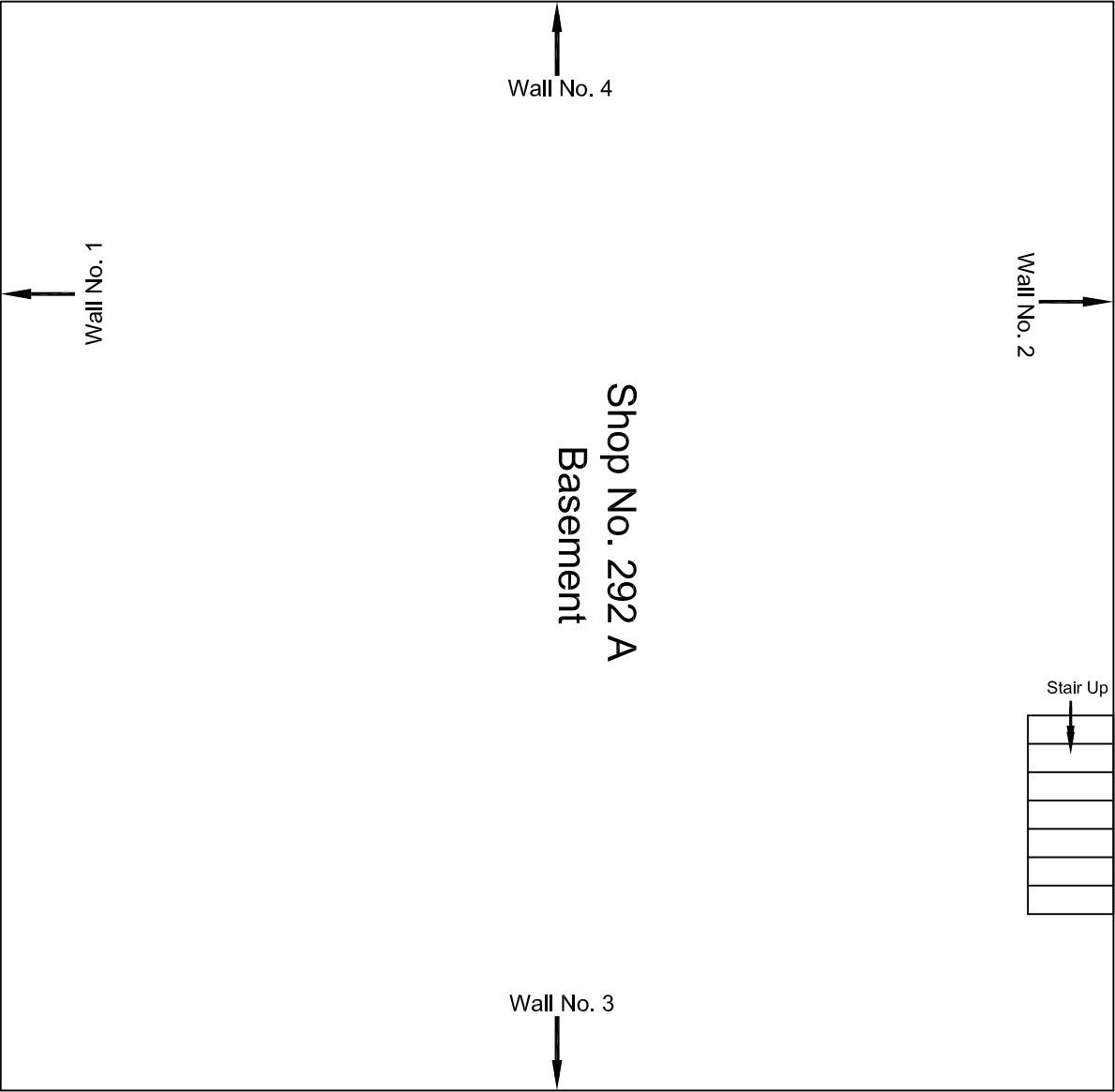
Basement Floor Plan

					CONSULTANT: OMIKRON KAPPA - INDUS CONSULTRANS JV		MAIN CONTRACTOR: CEC		SUB-CONTRACTOR: AIMIL LIMITED		PROJECT TITLE: Design and Construction of Tunnel between Chandpole & Badi Choupar and reversal line by Shield TBM, Underground Metro Stations at Choti Choupar and Badi Choupar by Cut & Cover methods on East West Corridor of Jaipur Metro Phase 1B				
					CLIENT: DMRC/JMRC		CONTRACT: Jaipur Metro Phase 1B								
00		NP	Dt. PRC	16.11.2013								DRAWING NO.: AIMIL/ESG/12315/ CC-BC-DN-0029-292 / 02			
												SCALE: Not to Scale		REVISION: R0	
Revision	Description of Revision	Drawn By	Approved By	Date											



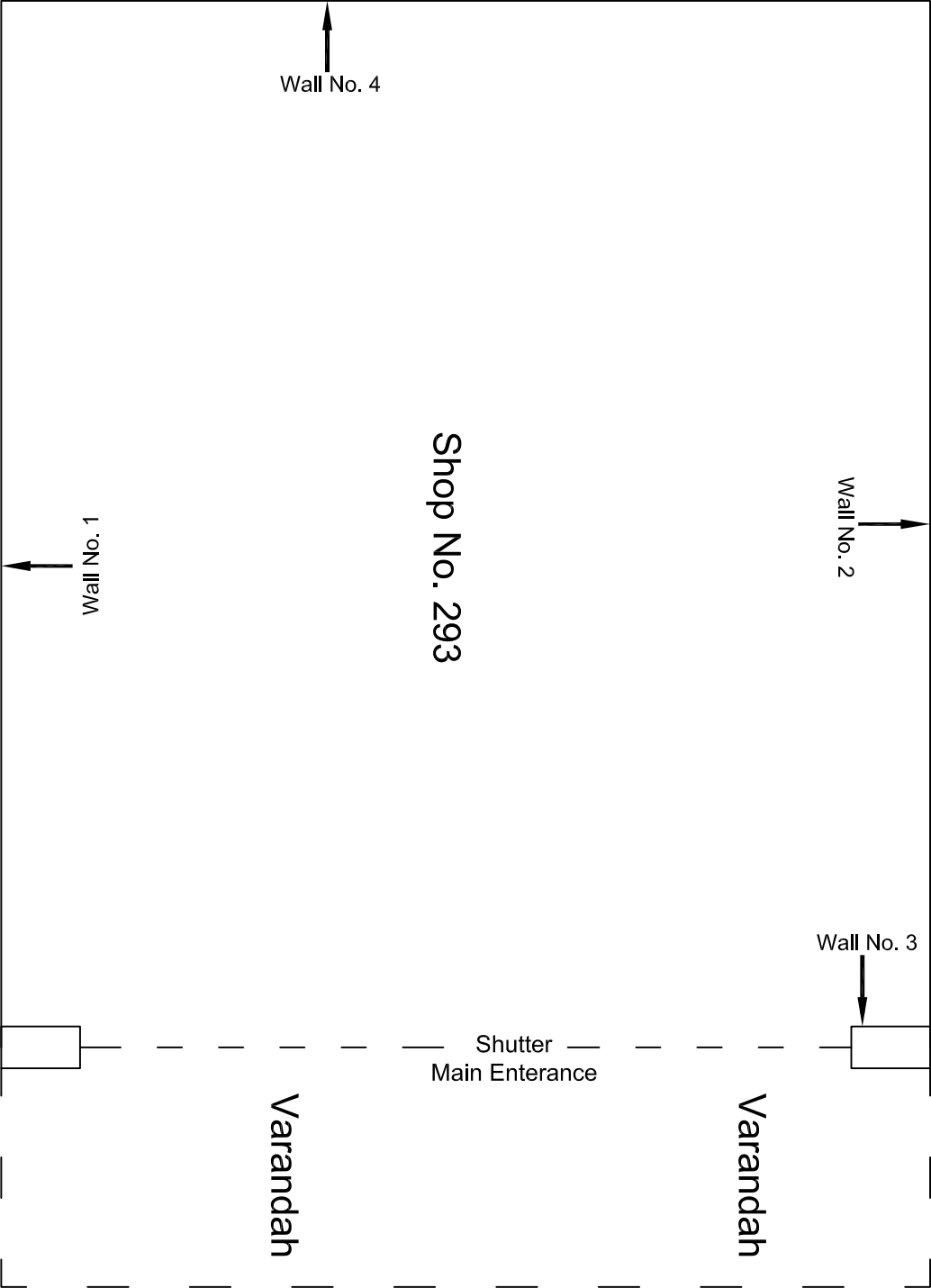
Ground Floor Plan

					CONSULTANT: OMIKRON KAPPA - INDUS CONSULTRANS JV	MAIN CONTRACTOR: CEC	SUB-CONTRACTOR: AIMIL LIMITED	PROJECT TITLE: Design and Construction of Tunnel between Chandpole & Badi Chouper and reversal line by Shield TBM, Underground Metro Stations at Choti Chouper and Badi Chouper by Cut & Cover methods on East West Corridor of Jaipur Metro Phase 1B	
					CLIENT: DMRC/JMRC	CONTRACT: Jaipur Metro Phase 1B		DRAWING TITLE: Ground Floor Plan of Shop No. 292 A, Chhoti Chopar	
								DRAWING NO.: AIMIL/ESG/12315/ CC-BC-DN-0029-292 A / 0	
00		NP	D. PRC	16.11.2013				SCALE: Not to Scale	REVISION: R0
Revision	Description of Revision	Drawn By	Approved By	Date					



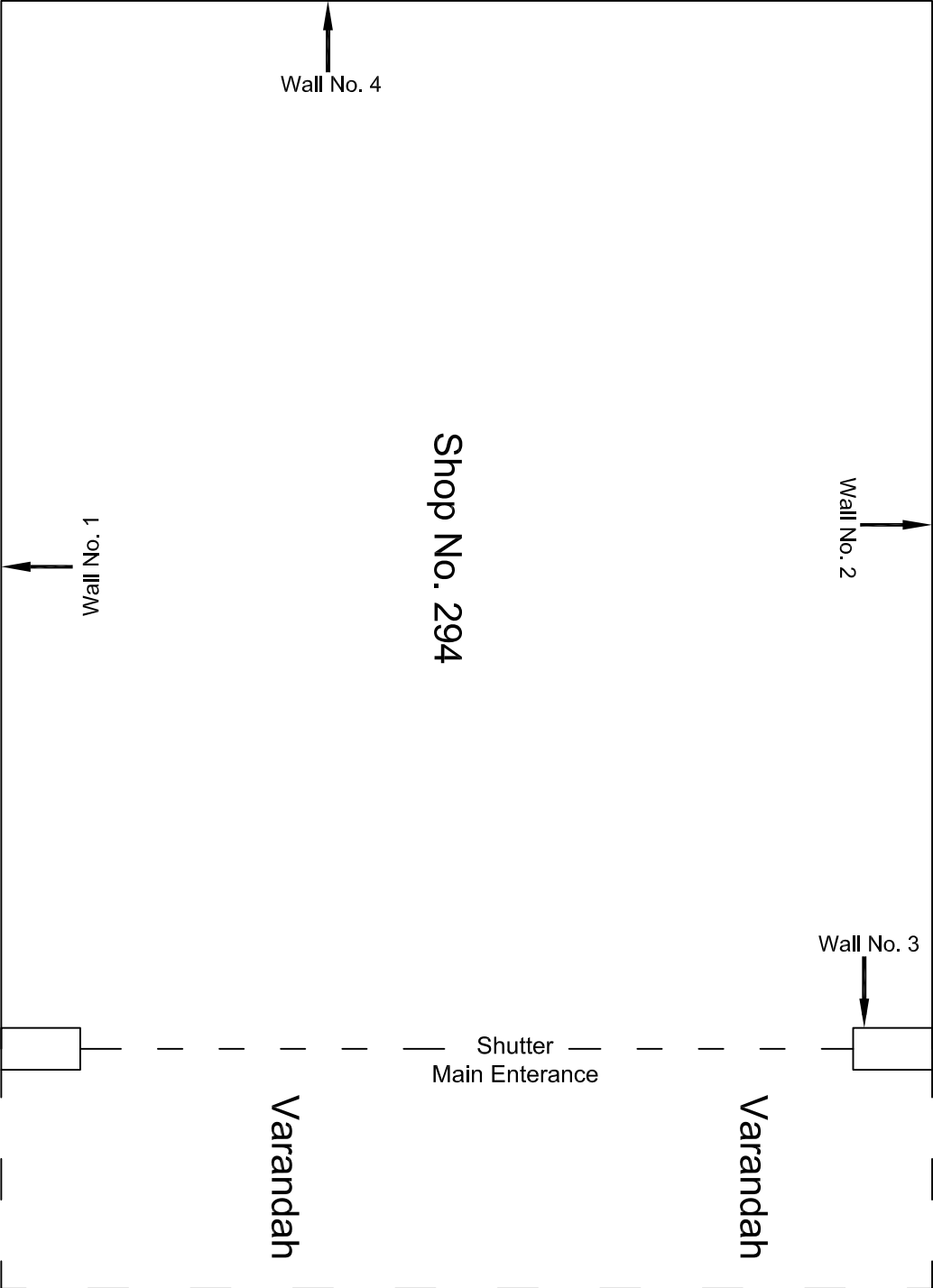
Basement Floor Plan

					CONSULTANT: OMIKRON KAPPA - INDUS CONSULTRANS JV	MAIN CONTRACTOR: CEC	SUB-CONTRACTOR: AIMIL LIMITED	PROJECT TITLE: Design and Construction of Tunnel between Chandpole & Badi Choupar and reversal line by Shield TBM, Underground Metro Stations at Choti Choupar and Badi Choupar by Cut & Cover methods on East West Corridor of Jaipur Metro Phase 1B		
					CLIENT: DMRC/JMRC	CONTRACT: Jaipur Metro Phase 1B		DRAWING TITLE: Basement Floor Plan of Shop No. 292 A, Chhoti Chopar		
00		NP	Dt. PRC	16.11.2013				DRAWING NO.: AIMIL/ESG/12315/ CC-BC-DN-0029-292 A /02		
								SCALE: Not to Scale	REVISION: R0	
Revision	Description of Revision	Drawn By	Approved By	Date						



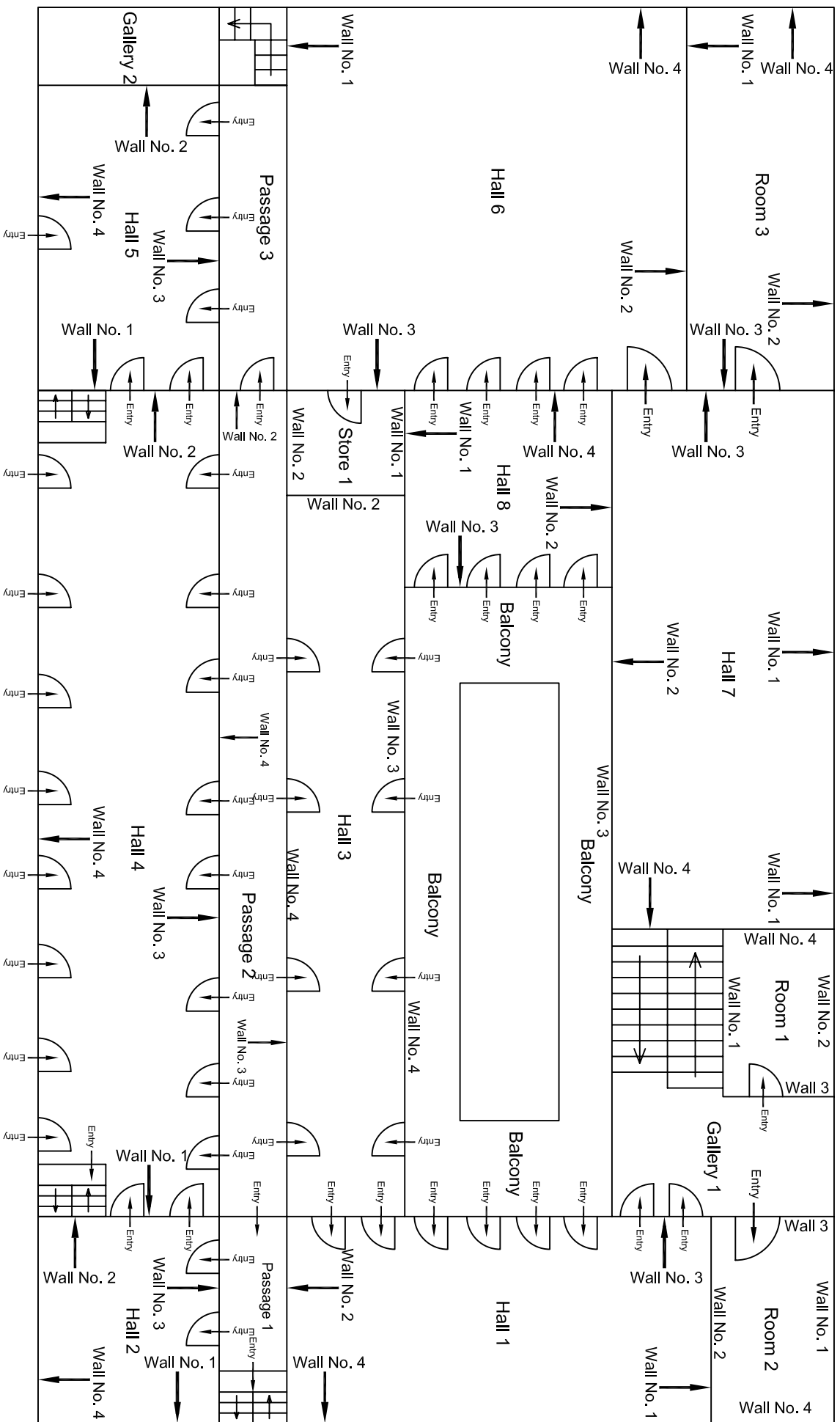
Ground Floor Plan

					CONSULTANT: OMIKRON KAPPA - INDUS CONSULTRANS JV	MAIN CONTRACTOR: CEC	SUB-CONTRACTOR: AIMIL LIMITED	PROJECT TITLE: Design and Construction of Tunnel between Chandpole & Badi Chouper and reversal line by Shield TBM, Underground Metro Stations at Chhoti Choupar and Badi Choupar by Cut & Cover methods on East West Corridor of Jaipur Metro Phase 1B			
					CLIENT: DMRC/JMRC	CONTRACT: Jaipur Metro Phase 1B					
								DRAWING TITLE: Ground Floor Plan of Shop No. 293, Chhoti Chopar		DRAWING NO.: AIMIL/ESG/12315/ CC-BC-DN-0029-293 / 01	
								SCALE: Not to Scale		REVISION: R0	
00		NP	Dt. PRC	16.11.2013							
Revision	Description of Revision	Drawn By	Approved By	Date							



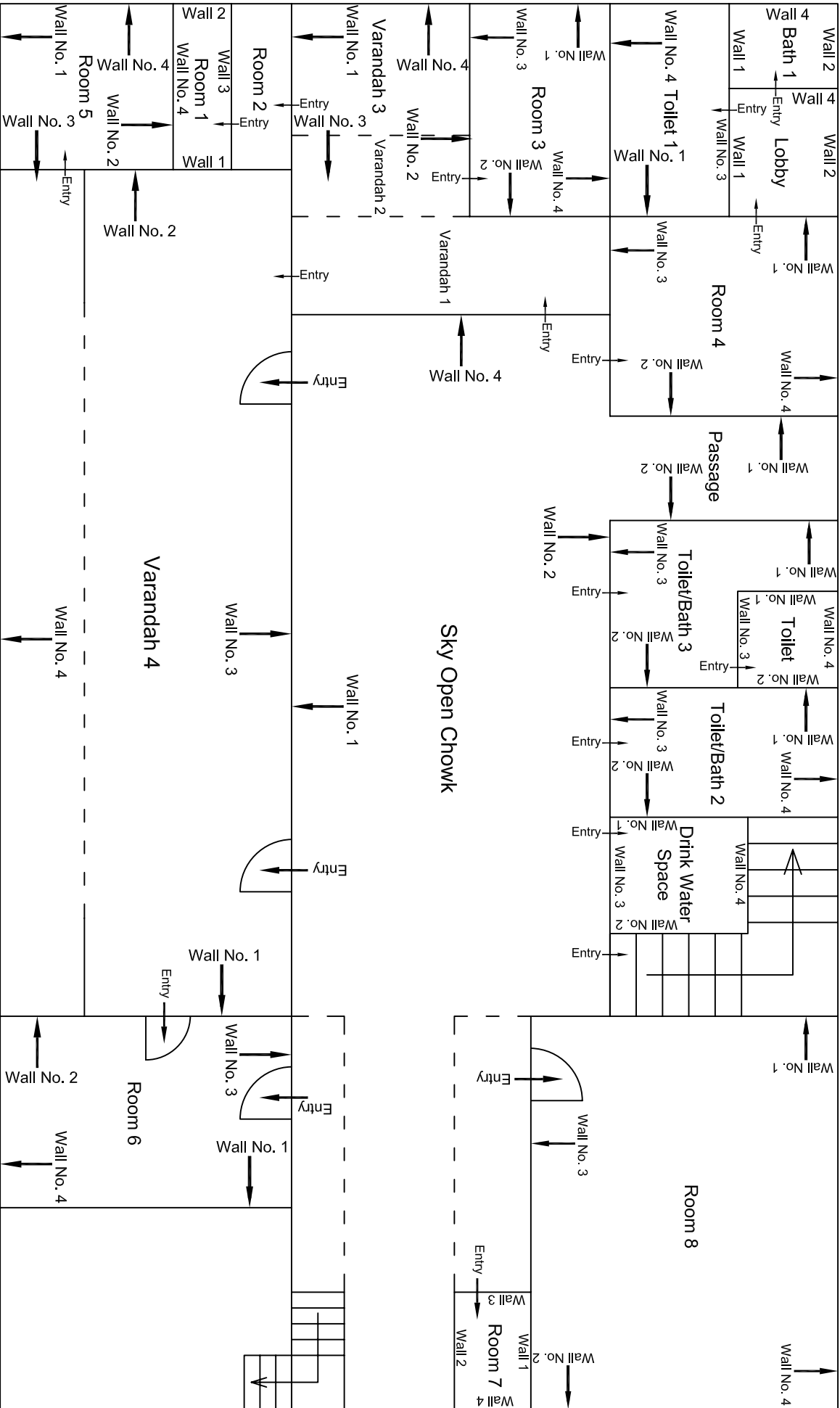
Ground Floor Plan

					CONSULTANT:	MAIN CONTRACTOR:	SUB-CONTRACTOR:	PROJECT TITLE:	
					OMIKRON KAPPA - INDUS CONSULTTRANS JV	CEC	AIMIL LIMITED	Design and Construction of Tunnel between Chandpole & Badi Choupar and reversal line by Shield TBM, Underground Metro Stations at Choti Choupar and Badi Choupar by Cut & Cover methods on East West Corridor of Jaipur Metro Phase 1B	
					CLIENT:	CONTRACT:		DRAWING TITLE:	DRAWING NO.:
					DMRC/JMRC	Jaipur Metro Phase 1B		Ground Floor Plan of Shop No. 294, Chhoti Chopar	AIMIL/ESG/12315/ CC-BC-DN-0029-294 / 01
00		NP	Dt. PRC	16.11.2013				SCALE:	REVISION:
								Not to Scale	R0
Revision	Description of Revision	Drawn By	Approved By	Date					



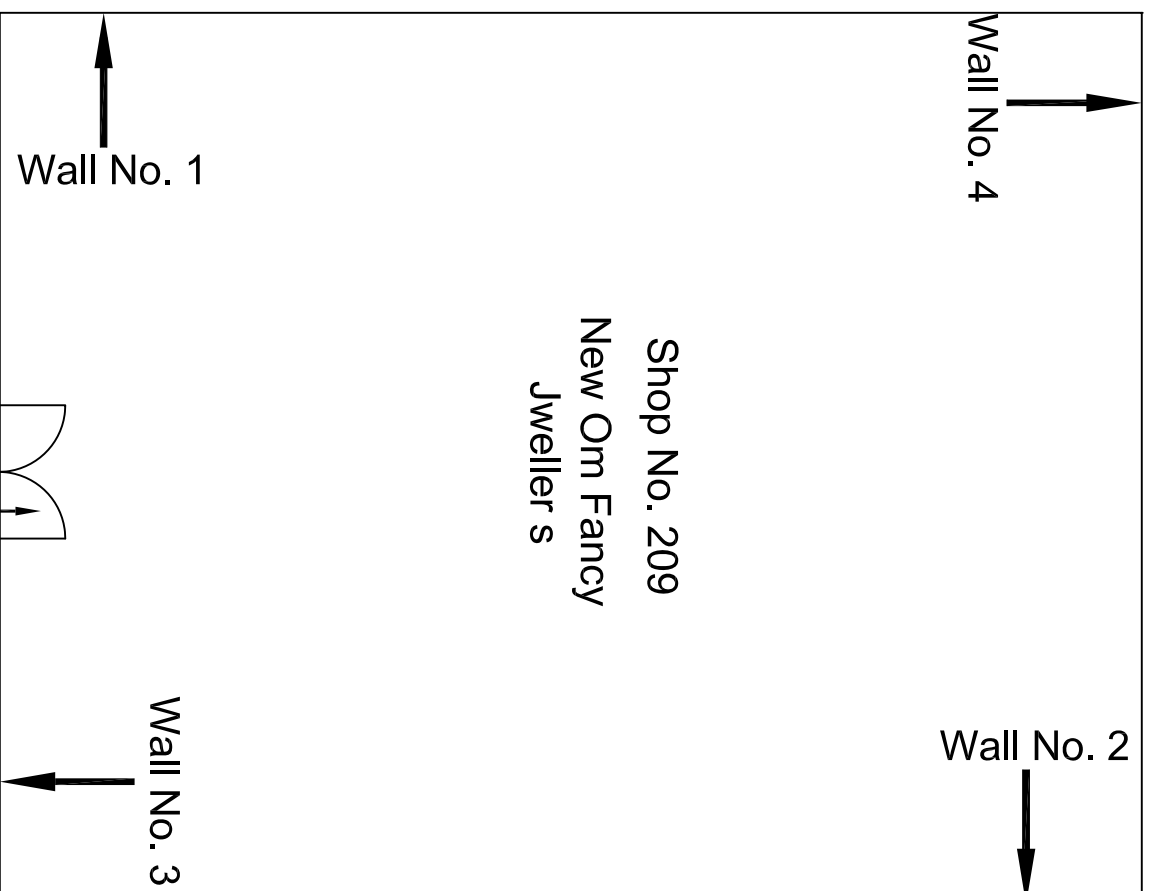
First Floor Plan

[illegible]



Ground Floor Plan

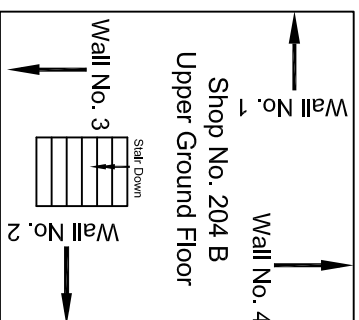
00									
Revision	Description of Revision	Drawn By	Approved By	Date					
					CONSULTANT:	MAIN CONTRACTOR:	SUB-CONTRACTOR:	PROJECT TITLE:	
					OMIKRON KAPPA - INDUS	CEC	AIMIL LIMITED	Design and Construction of Tunnel between Chandpole & Badi Choupar and reversal line by Shield TBM, Underground Metro Stations at Chhoti Choupar, and Badi Choupar by Cut & Cover methods on East West Corridor of Jaipur Metro Phase 1B	
					CONSULTRANS JV				
					CLIENT:	CONTRACT:		DRAWING TITLE:	
					DMRC/JMRC	Jaipur Metro Phase 1B		Ground Floor Plan of	
								Library House No. P 130	
								Above shop No. 276 - 285	
								DRAWING NO.:	
								AIMIL/ESG/12315/ CC-BC-DN-0030/G-SF /01	
								SCALE:	
								Not to Scale	
								REVISION:	
								R0	



Ground Floor Plan

[illegible]

CC-BC-DL-0030-204 B



CC-BC-DL-0030-204 A

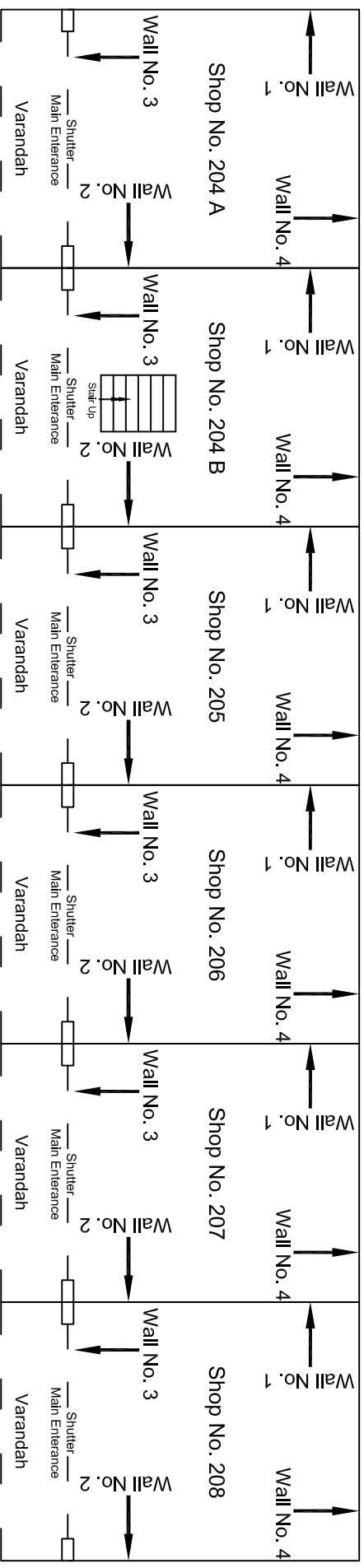
CC-BC-DL-0030-204 B

CC-BC-DL-0030-205

CC-BC-DL-0030-206

CC-BC-DL-0030-207

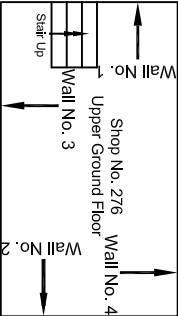
CC-BC-DL-0030-208



Ground Floor Plan

					CONSULTANT: OMIKRON KAPPA - INDUS CONSULTRANS JV	MAIN CONTRACTOR: CEC	SUB-CONTRACTOR: AIMIL LIMITED	PROJECT TITLE: Design and Construction of Tunnel between Chandpole & Badli Choupar and reversal line by Shield TBM. Underground Metro Stations at Choi Choupar and Badli Choupar by Cut & Cover methods on East West Corridor of Jaipur Metro Phase 1B
					CLIENT: DMRC/JMRC	CONTRACT: Jaipur Metro Phase 1B	DRAWING TITLE: Ground Floor Plan of Shops No. 204 to 208	DRAWING NO.: AIMIL/ESG/12315/ CC-BC-DN-0030 / 01
Revision	Description of Revision	Drawn By	Approved By	Date			SCALE: Not to Scale	REVISION: R0
00		NP	D. PRC	16.11.2013				

CC-BC-DL-0030-276



CC-BC-DL-0030-276

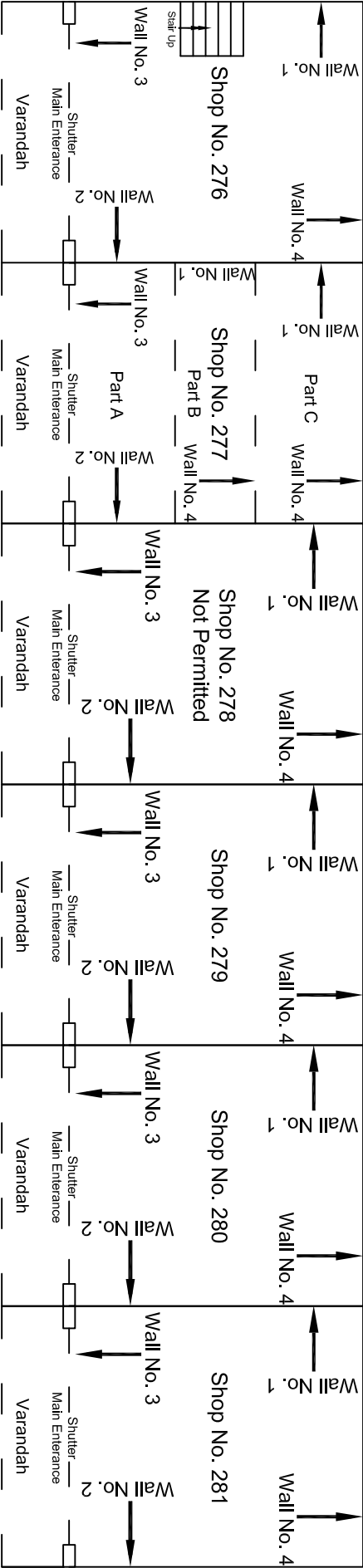
CC-BC-DL-0030-277

CC-BC-DL-0030-278

CC-BC-DL-0030-279

CC-BC-DL-0030-280

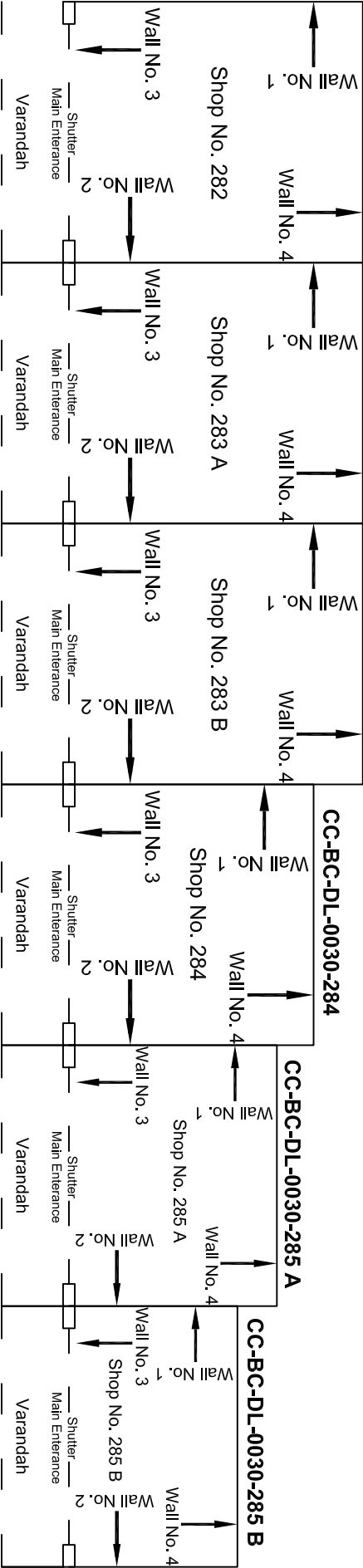
CC-BC-DL-0030-281



CC-BC-DL-0030-282

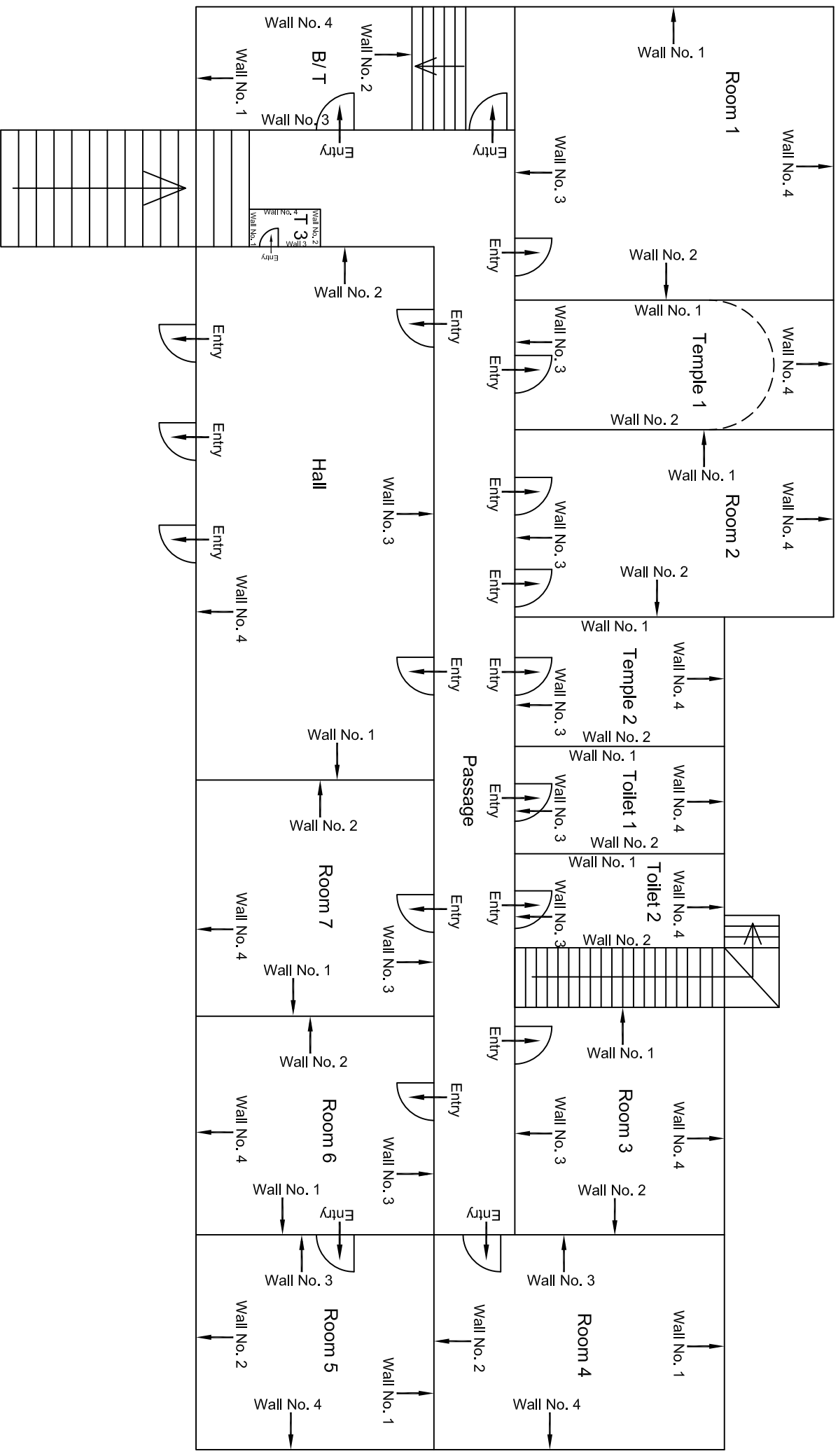
CC-BC-DL-0030-283 A

CC-BC-DL-0030-283 B

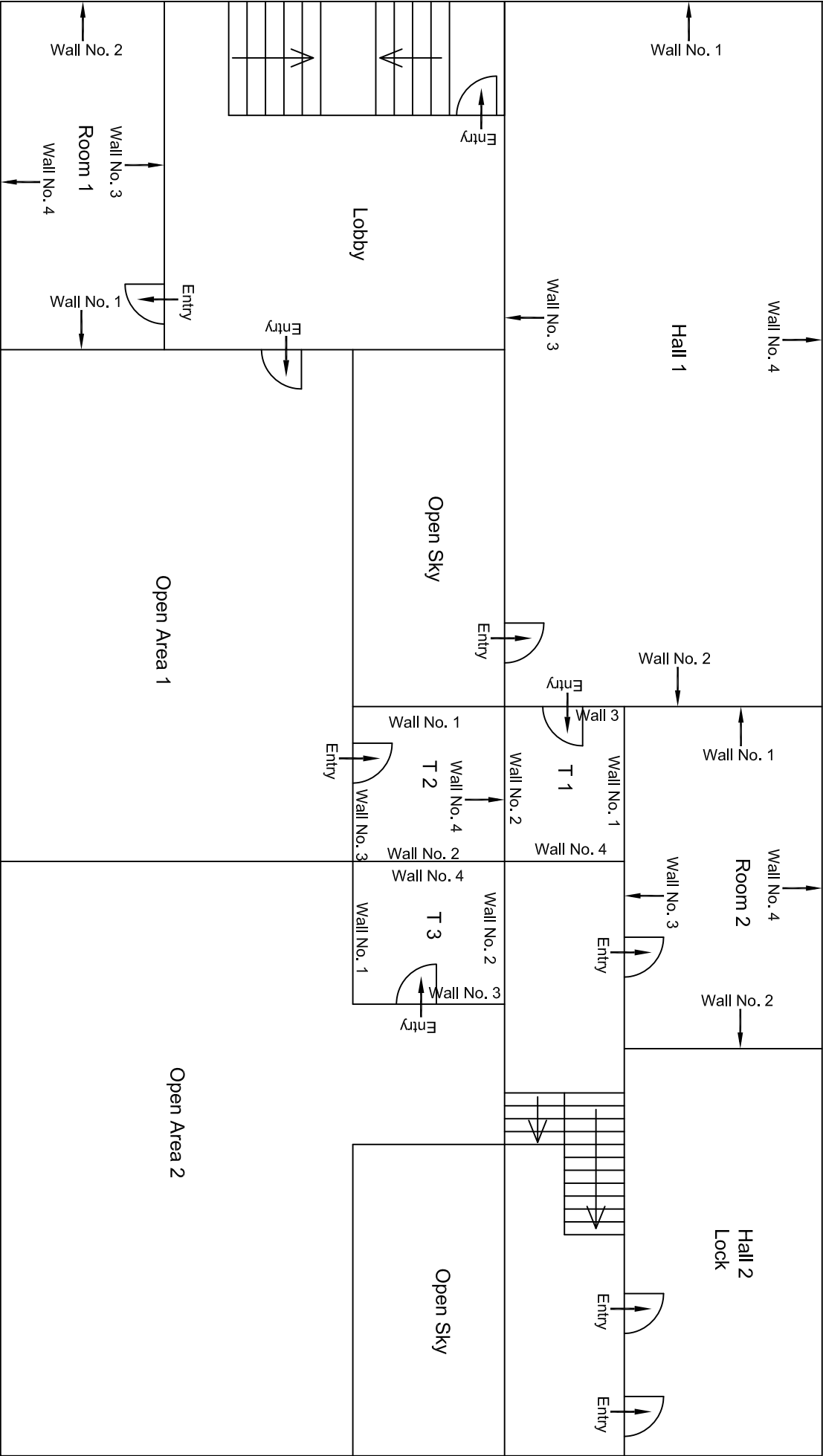


Ground Floor Plan

						CONSULTANT:	MAIN CONTRACTOR:	SUB-CONTRACTOR:	PROJECT TITLE:
						OMIKRON KAPPA - INDUS	CEC	AIMIL LIMITED	Design and Construction of Tunnel between Chandpole & Badli Choupar and reversal line by Shield TBM, Underground Metro Stations at Chhoti Choupar and Badli Choupar by Cut & Cover methods on East West Corridor of Jaipur Metro Phase 1B
						CONSULTRANS JV			
						CLIENT:	CONTRACT:	DRAWING TITLE:	
						DMRC/JMRC	Jaipur Metro Phase 1B	AIMIL/ESG/12315/ CC-BC-DN-0030 / 01	
00		NP	Dr. PRC	16.11.2013				SCALE:	REVISION:
Revision	Description of Revision	Drawn By	Approved By	Date				Not to Scale	R0

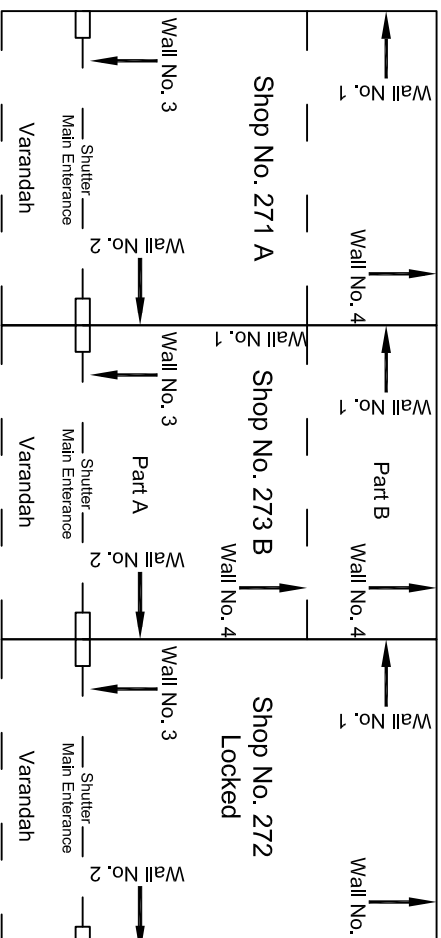


					CONSULTANT: OMIKRON KAPPA-INDUS CONSULTRANS JV	MAIN CONTRACTOR: CEC	SUB-CONTRACTOR: AIMIL LIMITED	PROJECT TITLE: Design and Construction of Tunnel between Chandpole & Badi Choupar and reversal line by Shield TBM, Underground Metro Stations at Choti Choupar and Badi Choupar by Cut & Cover methods on East West Corridor of Jaipur Metro Phase 1B
					CLIENT: DMRC/JM/RC	CONTRACT: Jaipur Metro Phase 1B		
00		NP	Dr. PRC	16.11.2013				
Revision	Description of Revision	Drawn By	Approved By	Date				



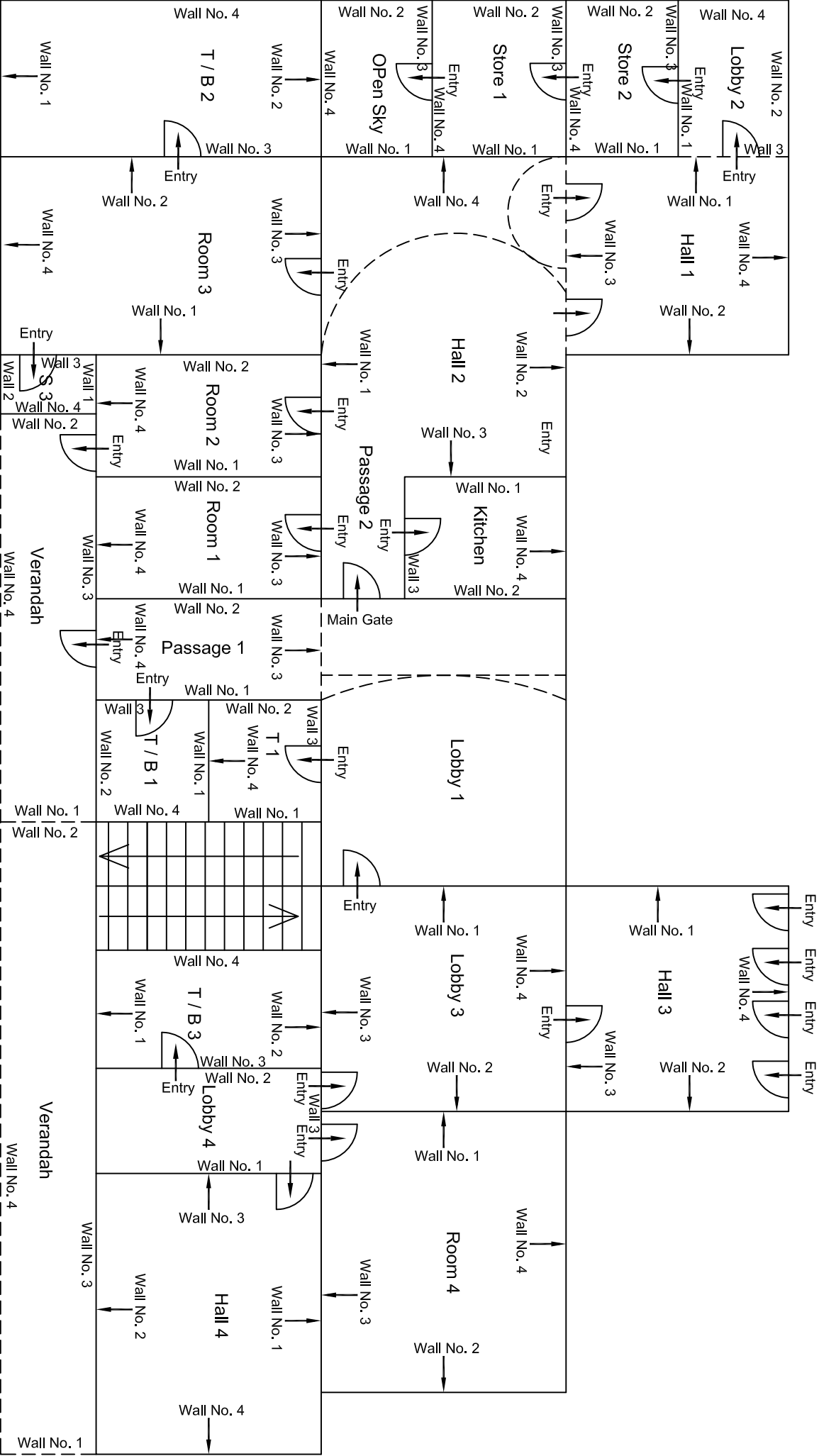
Second Floor Plan

00		NP	Dr. PRC	16.11.2013	CLIENT: DMRC/JMRC	CONTRACT: Jaipur Metro Phase 1B	PROJECT TITLE: Design and Construction of Tunnel between Chandpole & Badi Choupar and reversal line by Shield TBM, Underground Metro Stations at Choti Choupar and Badi Choupar by Cut & Cover methods on East West Corridor of Jaipur Metro Phase 1B		
Revision	Description of Revision	Drawn By	Approved By	Date			DRAWING NO.: AIMIL/ESG/12315/ CC-BC-DN-0031/FF/SF/02	SCALE: Not to Scale	REVISION: R0



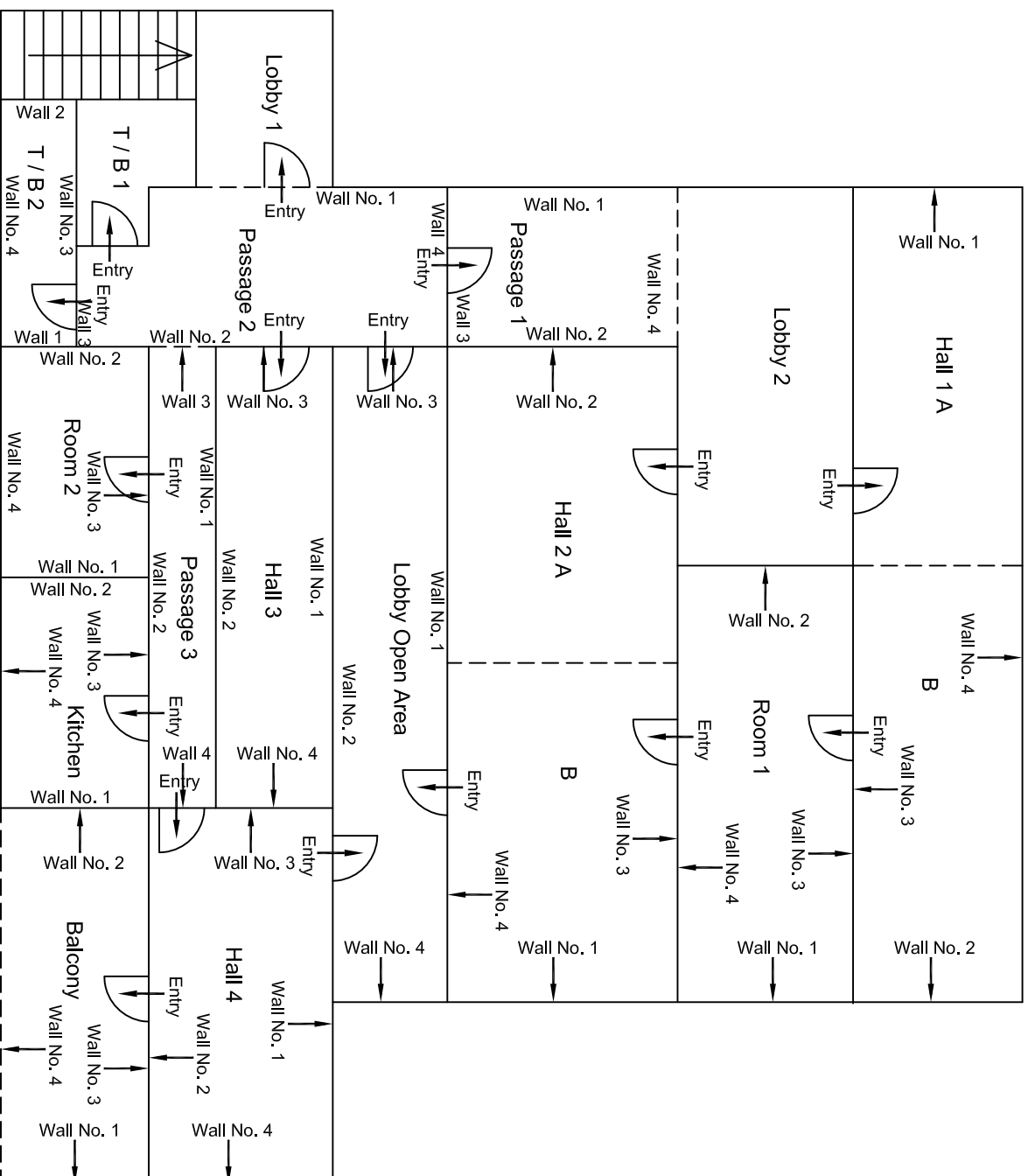
Ground Floor Plan

					CONSULTANT:	MAIN CONTRACTOR:	SUB-CONTRACTOR:	PROJECT TITLE:
					OMIKRON KAPPA - INDUS	CEC	AIMIL LIMITED	Design and Construction of Tunnel between Chandpole & Badi Choupar and reversal line by Shield TBM, Underground Metro Stations at Choti Choupar and Badi Choupar by Cut & Cover methods on East West Corridor of Jaipur Metro Phase 1B
					CONSULTRANS JV			
					CLIENT:	CONTRACT:		DRAWING TITLE:
					DMRC/JMRC	Jaipur Metro Phase 1B		Ground Floor Plan of Shops 271 A to 271 B
								DRAWING NO.: AIMIL/ESG/12315/ CC-BC-DN-0032 / 01
00		NP	D. PRC	16.11.2013			SCALE: Not to Scale	REVISION: R0
Revision	Description of Revision	Drawn By	Approved By	Date				




First Floor Plan

00									
Revision	Description of Revision	Drawn By	Approved By	Date					
					CONSULTANT:	MAIN CONTRACTOR:	SUB-CONTRACTOR:	PROJECT TITLE:	
					OMIKRON KAPPAJANDUS	CEC	AIMIL LIMITED	Design and Construction of Tunnel between Chandpole & Badi Choupar and reversal line by Shield TBM. Underground Metro Stations at Choti Choupar and Badi Choupar by Cut & Cover methods on East West Corridor of Jaipur Metro Phase 1B	
					CONSULTRANS JV			DRAWING TITLE:	
					CLIENT:	CONTRACT:		First Floor Plan of House No. 846	
					DMRC/JMRC	Jaipur Metro Phase 1B		Above Shop No. 270,275	
								Nawab Sahab Ki Haveli	
								DRAWING NO.:	
								AIMIL/ESG/12315/ CC-BC-DN-0032/FF/TF/01	
								SCALE:	
								Not to Scale	
								REVISION:	
								R0	




Second Floor Plan

00	NP	Dt. PRC	16.11.2013	CONSULTANT: OMIKRON KAPPAPANDUS CONSULTRANS JV	
				CLIENT: DMRC/JMRC	
				CONTRACT: Jaipur Metro Phase 1B	
				SUB-CONTRACTOR: AIMIL LIMITED	
				PROJECT TITLE: Design and Construction of Tunnel between Chandpole & Badi Choupar and reversal line by Shield TBM. Underground Metro Stations at Choti Choupar and Badi Choupar by Cut & Cover methods on East West Corridor of Jaipur Metro Phase 1B	
				DRAWING TITLE: Second Floor Plan of House No. 846 Above Shop No. 270,275 Nawab Sahab Ki Haveli	
				DRAWING NO.: AIMIL/ESG/12315/ CC-BC-DN-0032/FF/TF/02	
				SCALE: Not to Scale	
				REVISION: R0	
Revision	Description of Revision	Drawn By	Approved By	Date	



Ground Floor Plan

				CONSULTANT: OMIKRON KAPPA - INDUS CONSULTTRANS JV		MAIN CONTRACTOR: CEC		SUB-CONTRACTOR: AIMIL LIMITED		PROJECT TITLE: Design and Construction of Tunnel between Chandpole & Badi Choupar and reversal line by Shield TBM, Underground Metro Stations at Choti Choupar and Badi Choupar by Cut & Cover methods on East West Corridor of Jaipur Metro Phase 1B		
				CLIENT: DMRC/JMRC		CONTRACT: Jaipur Metro Phase 1B		DRAWING TITLE: Ground Floor Plan of Shop Indrabhan Ji		DRAWING NO : AIML/ESG/12315/ CC-BC-DN-0033/4 / 01		
00		NP	Dt. PRC	16.11.2013					SCALE: Not to Scale		REVISION: R0	
Revision	Description of Revision	Drawn By	Approved By	Date								



Ground Floor Plan

				CONSULTANT: OMIKRON KAPPA - INDUS CONSULTTRANS JV		MAIN CONTRACTOR: CEC		SUB-CONTRACTOR: AIMIL LIMITED		PROJECT TITLE: Design and Construction of Tunnel between Chandpole & Badi Choupar and reversal line by Shield TBM, Underground Metro Stations at Choti Choupar and Badi Choupar by Cut & Cover methods on East West Corridor of Jaipur Metro Phase 1B		
				CLIENT: DMRC/JMRC		CONTRACT: Jaipur Metro Phase 1B		DRAWING TITLE: Ground Floor Plan of Shop Devi Bai General Store		DRAWING NO : AIML/ESG/12315/ CC-BC-DN-0033/5 / 01		
00		NP	Dt. PRC	16.11.2013					SCALE: Not to Scale		REVISION: R0	
Revision	Description of Revision	Drawn By	Approved By	Date								




Ground Floor Plan

				CONSULTANT:	MAIN CONTRACTOR:	SUB-CONTRACTOR:	PROJECT TITLE:		
				OMIKRON KAPPA - INDUS	CEC	AIMIL LIMITED	Design and Construction of Tunnel between Chandpole & Badi Choupar and reversal line by Shield TBM, Underground Metro Stations at Choti Choupar and Badi Choupar by Cut & Cover methods on East West Corridor of Jaipur Metro Phase 1B		
				CONSULTTRANS JV	CONTRACT:				
				CLIENT:			DRAWING TITLE:	DRAWING NO.:	REVISION:
				DMRC/JMRC	Jaipur Metro Phase 1B		Ground Floor Plan of Shop Shri Narayan Atawala	AIML/ESG/12315/ CC-BC-DN-0033/6 / 01	
00		NP	Dt. PRC	16.11.2013				SCALE:	R0
Revision	Description of Revision	Drawn By	Approved By	Date				Not to Scale	




Ground Floor Plan

				CONSULTANT: OMIKRON KAPPA - INDUS CONSULTTRANS JV		MAIN CONTRACTOR: CEC		SUB-CONTRACTOR: AIMIL LIMITED		PROJECT TITLE: Design and Construction of Tunnel between Chandpole & Badi Choupar and reversal line by Shield TBM, Underground Metro Stations at Choti Choupar and Badi Choupar by Cut & Cover methods on East West Corridor of Jaipur Metro Phase 1B		
				CLIENT: DMRC/JMRC		CONTRACT: Jaipur Metro Phase 1B		DRAWING TITLE: Ground Floor Plan of Shop Pacard, Watch		DRAWING NO : AIML/ESG/12315/ CC-BC-DN-0033/8 / 01		
00		NP	Dt. PRC	16.11.2013					SCALE: Not to Scale		REVISION: R0	
Revision	Description of Revision	Drawn By	Approved By	Date								



Ground Floor Plan

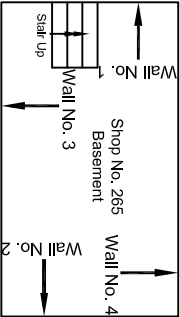
				CONSULTANT: OMIKRON KAPPA - INDUS CONSULTTRANS JV		MAIN CONTRACTOR: CEC		SUB-CONTRACTOR: AIMIL LIMITED		PROJECT TITLE: Design and Construction of Tunnel between Chandpole & Badi Choupar and reversal line by Shield TBM, Underground Metro Stations at Choti Choupar and Badi Choupar by Cut & Cover methods on East West Corridor of Jaipur Metro Phase 1B		
				CLIENT: DMRC/JMRC		CONTRACT: Jaipur Metro Phase 1B		DRAWING TITLE: Ground Floor Plan of Shop Ishwar Plastic		DRAWING NO : AIML/ESG/12315/ CC-BC-DN-0033/9 / 01		
00		NP	Dt. PRC	16.11.2013					SCALE: Not to Scale		REVISION: R0	
Revision	Description of Revision	Drawn By	Approved By	Date								



Ground Floor Plan

				CONSULTANT:	MAIN CONTRACTOR:	SUB-CONTRACTOR:	PROJECT TITLE:		
				OMIKRON KAPPA - INDUS	CEC	AIMIL LIMITED	Design and Construction of Tunnel between Chandpole & Badi Choupar and reversal line by Shield TBM, Underground Metro Stations at Choti Choupar and Badi Choupar by Cut & Cover methods on East West Corridor of Jaipur Metro Phase 1B		
				CONSULTTRANS JV	CONTRACT:				
				CLIENT:			DRAWING TITLE:	DRAWING NO.:	REVISION:
				DMRC/JMRC	Jaipur Metro Phase 1B		Ground Floor Plan of Shop Prakash Watch Company	AIML/ESG/12315/ CC-BC-DN-0033/10 / 01	
00		NP	Dt. PRC	16.11.2013				SCALE:	R0
Revision	Description of Revision	Drawn By	Approved By	Date				Not to Scale	

CC-BC-DL-0033-265



CC-BC-DN-0033-264

CC-BC-DN-0033-265

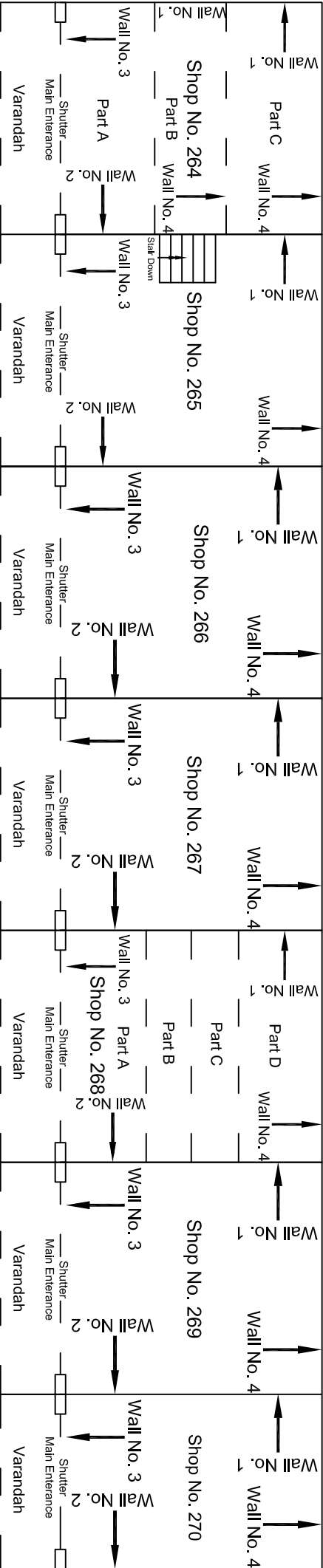
CC-BC-DN-0033-266

CC-BC-DN-0033-267

CC-BC-DN-0033-268

CC-BC-DN-0033-269

CC-BC-DN-0033-270



CC-BC-DN-0033-257

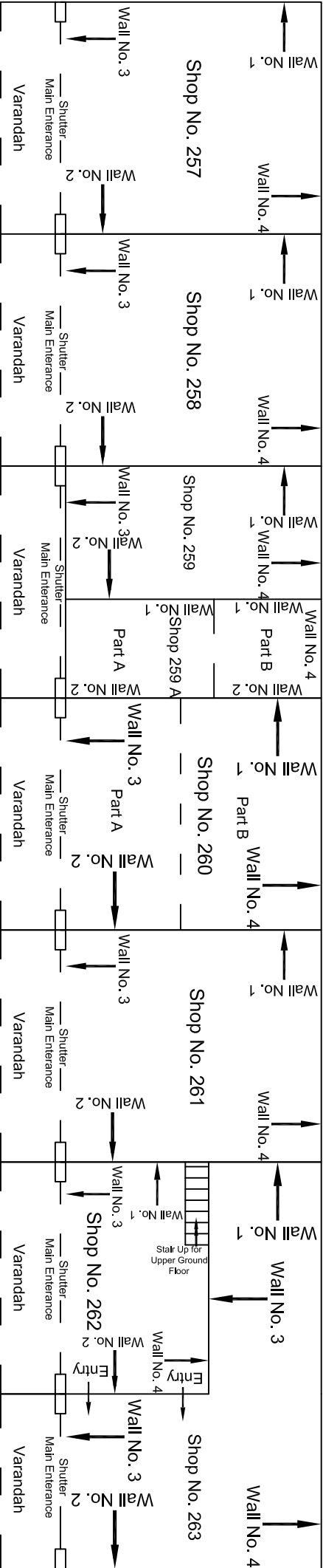
CC-BC-DN-0033-258

CC-BC-DN-0033-259

CC-BC-DN-0033-261

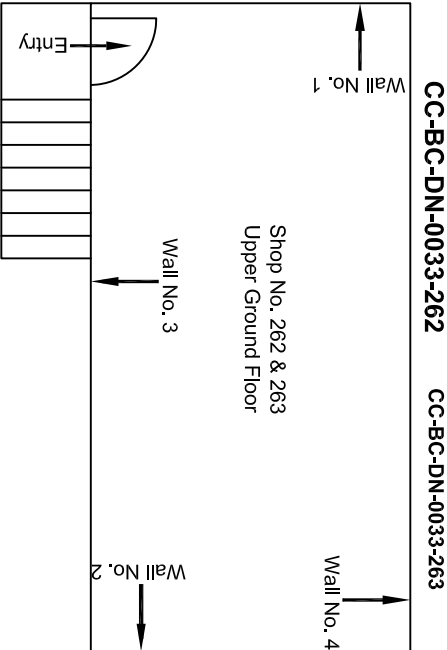
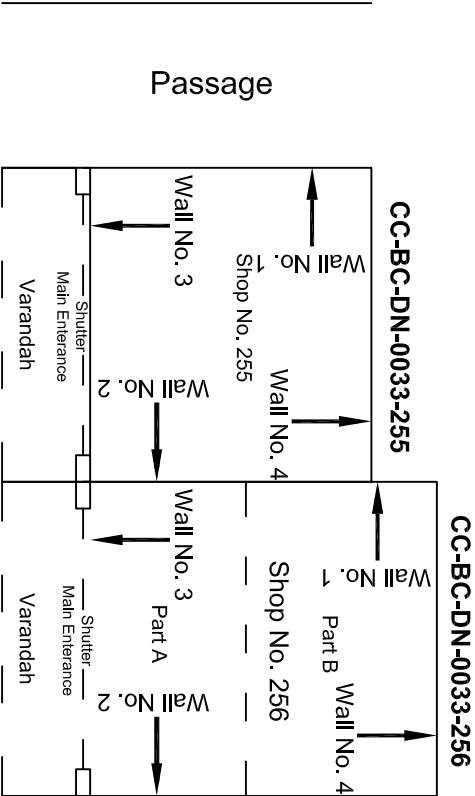
CC-BC-DN-0033-262

CC-BC-DN-0033-263




Ground Floor Plan

					CONSULTANT:	MAIN CONTRACTOR:	SUB-CONTRACTOR:	PROJECT TITLE:
					OMIKRON KAPPA - INDUS	CEC	AIMIL LIMITED	Design and Construction of Tunnel between Chandpole & Badi Choupar and reversal line by Shield TBM, Underground Metro Stations at Choti Choupar and Badi Choupar by Cut & Cover methods on East West Corridor of Jaipur Metro Phase 1B
					CONSULTRANS JV			
					CLIENT:	CONTRACT:		
					DMRC/JMRC	Jaipur Metro Phase 1B		DRAWING TITLE:
00		NP	Dr. PRC	16.11.2013				Ground Floor Plan of Shops No. 270 to 255
Revision	Description of Revision	Drawn By	Approved By	Date				DRAWING NO.: AIMIL/ESG/12315/ CC-BC-DN-0033 / 01
								SCALE: Not to Scale
								REVISION: R0




Ground Floor Plan

				CONSULTANT:	MAIN CONTRACTOR:	SUB-CONTRACTOR:	PROJECT TITLE: Design and Construction of Tunnel between Chandpole & Badi Choupar and reversal line by Shield TBM, Underground Metro Stations at Choti Choupar and Badi Choupar by Cut & Cover methods on East West Corridor of Jaipur Metro Phase 1B		
				OMIKRON KAPPA - INDUS	CEC	AIMIL LIMITED			
				CONSULTTRANS JV					
				CLIENT:	CONTRACT:				
				DMRC/JMRC	Jaipur Metro Phase 1B				
00		NP	Dr. PRC	16.11.2013			DRAWING TITLE:	DRAWING NO :	REVISION:
Revision	Description of Revision	Drawn By	Approved By	Date			Ground Floor Plan of Shops No.	AIMIL/ESG/12315/ CC-BC-DN-0033 / 01	R0
							SCALE:	Not to Scale	




Ground Floor Plan

				CONSULTANT:	MAIN CONTRACTOR:	SUB-CONTRACTOR:	PROJECT TITLE:		
				OMIKRON KAPPA - INDUS	CEC	AIMIL LIMITED	Design and Construction of Tunnel between Chandpole & Badi Choupar and reversal line by Shield TBM, Underground Metro Stations at Choti Choupar and Badi Choupar by Cut & Cover methods on East West Corridor of Jaipur Metro Phase 1B		
				CONSULTANS JV	CONTRACT:				
				CLIENT:			DRAWING TITLE:	DRAWING NO :	REVISION:
				DMRC/JMRC	Jaipur Metro Phase 1B		Ground Floor Plan of Shop Bharat Watch Company	AIML/ESG/12315/ CC-BC-DN-0034/1 / 01	
00		NP	Dt. PRC	16.11.2013				SCALE:	R0
Revision	Description of Revision	Drawn By	Approved By	Date				Not to Scale	




Ground Floor Plan

				CONSULTANT: OMIKRON KAPPA - INDUS CONSULTTRANS JV		MAIN CONTRACTOR: CEC		SUB-CONTRACTOR: AIMIL LIMITED		PROJECT TITLE: Design and Construction of Tunnel between Chandpole & Badi Choupar and reversal line by Shield TBM, Underground Metro Stations at Choti Choupar and Badi Choupar by Cut & Cover methods on East West Corridor of Jaipur Metro Phase 1B		
				CLIENT: DMRC/JMRC		CONTRACT: Jaipur Metro Phase 1B		DRAWING TITLE: Ground Floor Plan of Shop Sardari Lal & Sons		DRAWING NO : AIML/ESG/12315/ CC-BC-DN-0034/2 / 01		
00		NP	Dt. PRC	16.11.2013					SCALE: Not to Scale		REVISION: R0	
Revision	Description of Revision	Drawn By	Approved By	Date								



Ground Floor Plan

				CONSULTANT:	MAIN CONTRACTOR:	SUB-CONTRACTOR:	PROJECT TITLE:		
				OMIKRON KAPPA - INDUS	CEC	AIMIL LIMITED	Design and Construction of Tunnel between Chandpole & Badi Choupar and reversal line by Shield TBM, Underground Metro Stations at Choti Choupar and Badi Choupar by Cut & Cover methods on East West Corridor of Jaipur Metro Phase 1B		
				CONSULTTRANS JV					
				CLIENT:	CONTRACT:		DRAWING TITLE:	DRAWING NO.:	REVISION:
				DMRC/JMRC	Jaipur Metro Phase 1B		Ground Floor Plan of Shop Shri Kesari Tent & Decoratores	AIML/ESG/12315/ CC-BC-DN-0034/3 / 01	
00		NP	Dt. PRC	16.11.2013				SCALE:	REVISION:
Revision	Description of Revision	Drawn By	Approved By	Date				Not to Scale	R0



Ground Floor Plan

				CONSULTANT: OMIKRON KAPPA - INDUS CONSULTTRANS JV		MAIN CONTRACTOR: CEC		SUB-CONTRACTOR: AIMIL LIMITED		PROJECT TITLE: Design and Construction of Tunnel between Chandpole & Badi Choupar and reversal line by Shield TBM, Underground Metro Stations at Choti Choupar and Badi Choupar by Cut & Cover methods on East West Corridor of Jaipur Metro Phase 1B		
				CLIENT: DMRC/JMRC		CONTRACT: Jaipur Metro Phase 1B		DRAWING TITLE: Ground Floor Plan of Shop Paras Traders		DRAWING NO : AIML/ESG/12315/ CC-BC-DN-0034/4 / 01		
00		NP	Dt. PRC	16.11.2013					SCALE: Not to Scale		REVISION: R0	
Revision	Description of Revision	Drawn By	Approved By	Date								

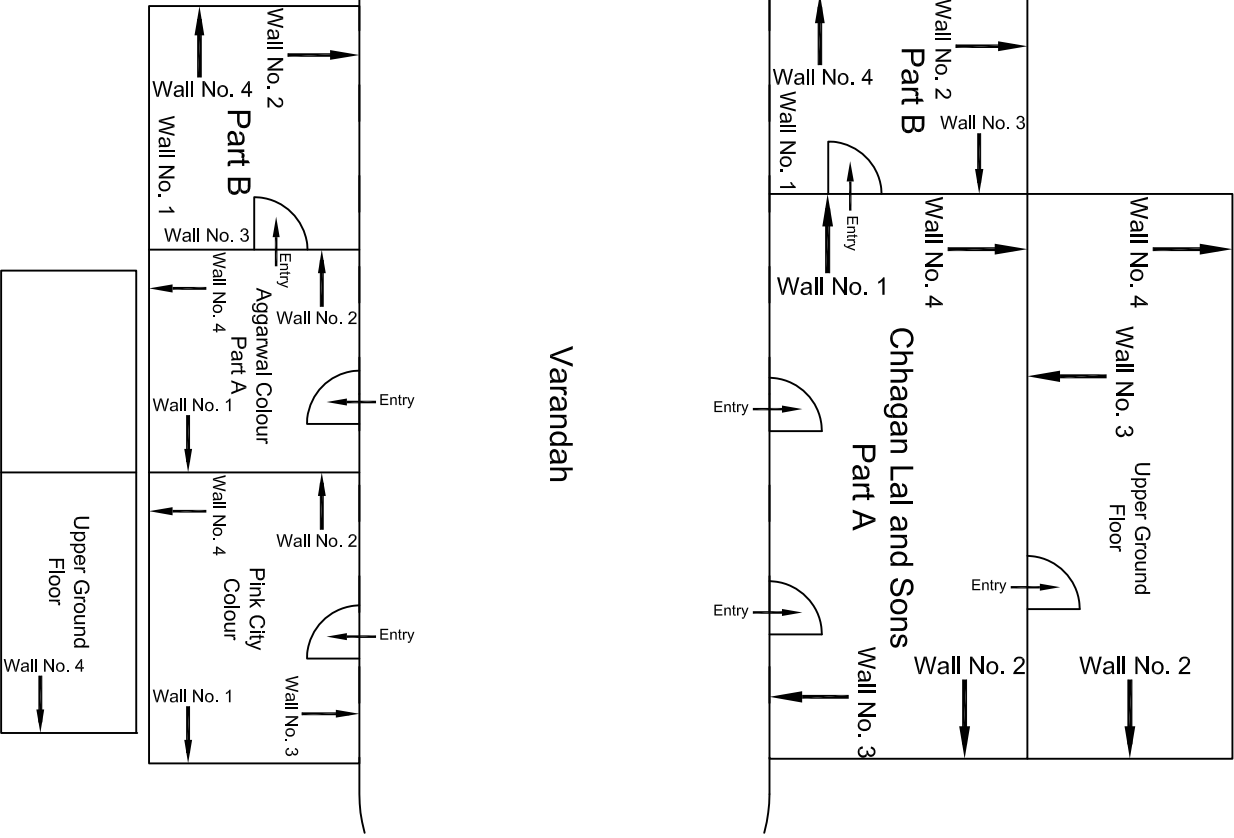


Ground Floor Plan

				CONSULTANT: OMIKRON KAPPA - INDUS CONSULTTRANS JV		MAIN CONTRACTOR: CEC		SUB-CONTRACTOR: AIMIL LIMITED		PROJECT TITLE: Design and Construction of Tunnel between Chandpole & Badi Choupar and reversal line by Shield TBM, Underground Metro Stations at Choti Choupar and Badi Choupar by Cut & Cover methods on East West Corridor of Jaipur Metro Phase 1B		
				CLIENT: DMRC/JMRC		CONTRACT: Jaipur Metro Phase 1B		DRAWING TITLE: Ground Floor Plan of Shop Rahul City Godown		DRAWING NO : AIML/ESG/12315/ CC-BC-DN-0034/5 / 01		
00		NP	Dt. PRC	16.11.2013					SCALE: Not to Scale		REVISION: R0	
Revision	Description of Revision	Drawn By	Approved By	Date								

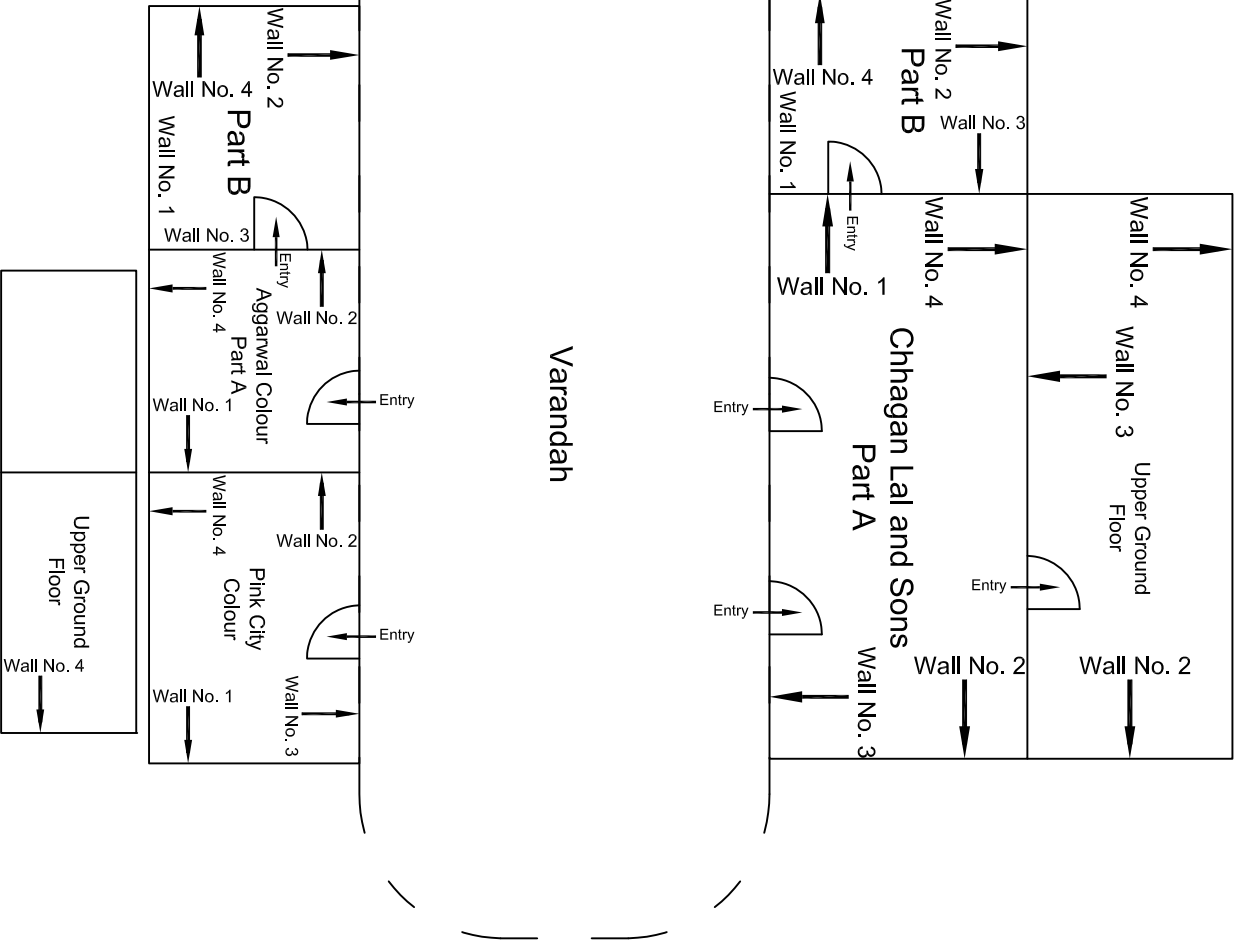
				CONSULTANT:	MAIN CONTRACTOR:	SUB-CONTRACTOR:	PROJECT TITLE:		
				OMIKRON KAPPA - INDUS	CEC	AIMIL LIMITED	Design and Construction of Tunnel between Chandpole & Badli Choupar and reversal line by Shield TBM, Underground Metro Stations at Choti Choupar and Badli Choupar by Cut & Cover methods on East West Corridor of Jaipur Metro Phase 1B		
				CONSULTRANS JV					
				CLIENT:	CONTRACT:				
				DMRC/JIMRC	Jaipur Metro Phase 1B		DRAWING TITLE:	DRAWING NO :	REVISION:
00		NP	Dr. PRC	16.11.2013			Ground Floor & Upper Ground Floor Plan of Shop Pink City	AIML/ESG/12315/ CC-BC-DN-0035/06 / 01	
Revision	Description of Revision	Drawn By	Approved By	Date			Color, House No. 643	SCALE:	Not to Scale

Ground Floor Plan



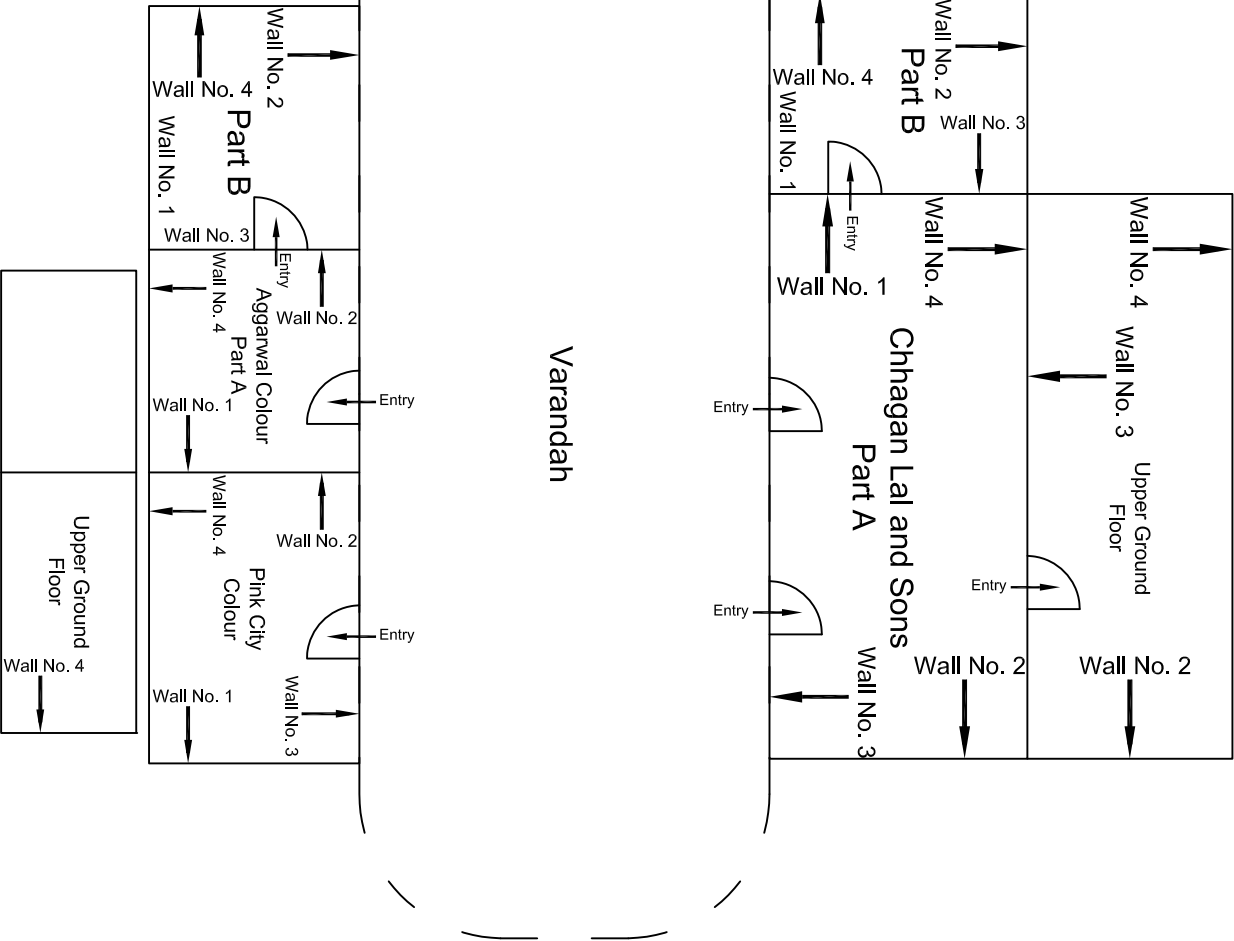
				CONSULTANT:	MAIN CONTRACTOR:	SUB-CONTRACTOR:	PROJECT TITLE: Design and Construction of Tunnel between Chandpole & Badli Choupar and reversal line by Shield TBM, Underground Metro Stations at Choti Choupar and Badli Choupar by Cut & Cover methods on East West Corridor of Jaipur Metro Phase 1B		
				OMIKRON KAPPA - INDUS	CEC	AIMIL LIMITED			
				CONSULTRANS JV					
				CLIENT:	CONTRACT:				
				DMRC/JIMRC	Jaipur Metro Phase 1B		DRAWING NO.:	AIML/ESG/12315/	CC-BC-DN-0035/05 / 01
00		NP	Dt. PRC	16.11.2013			Ground Floor Plan of Shop	SCALE:	Not to Scale
Revision	Description of Revision	Drawn By	Approved By	Date			Aggarwal Colors, House No. 643	REVISION:	R0

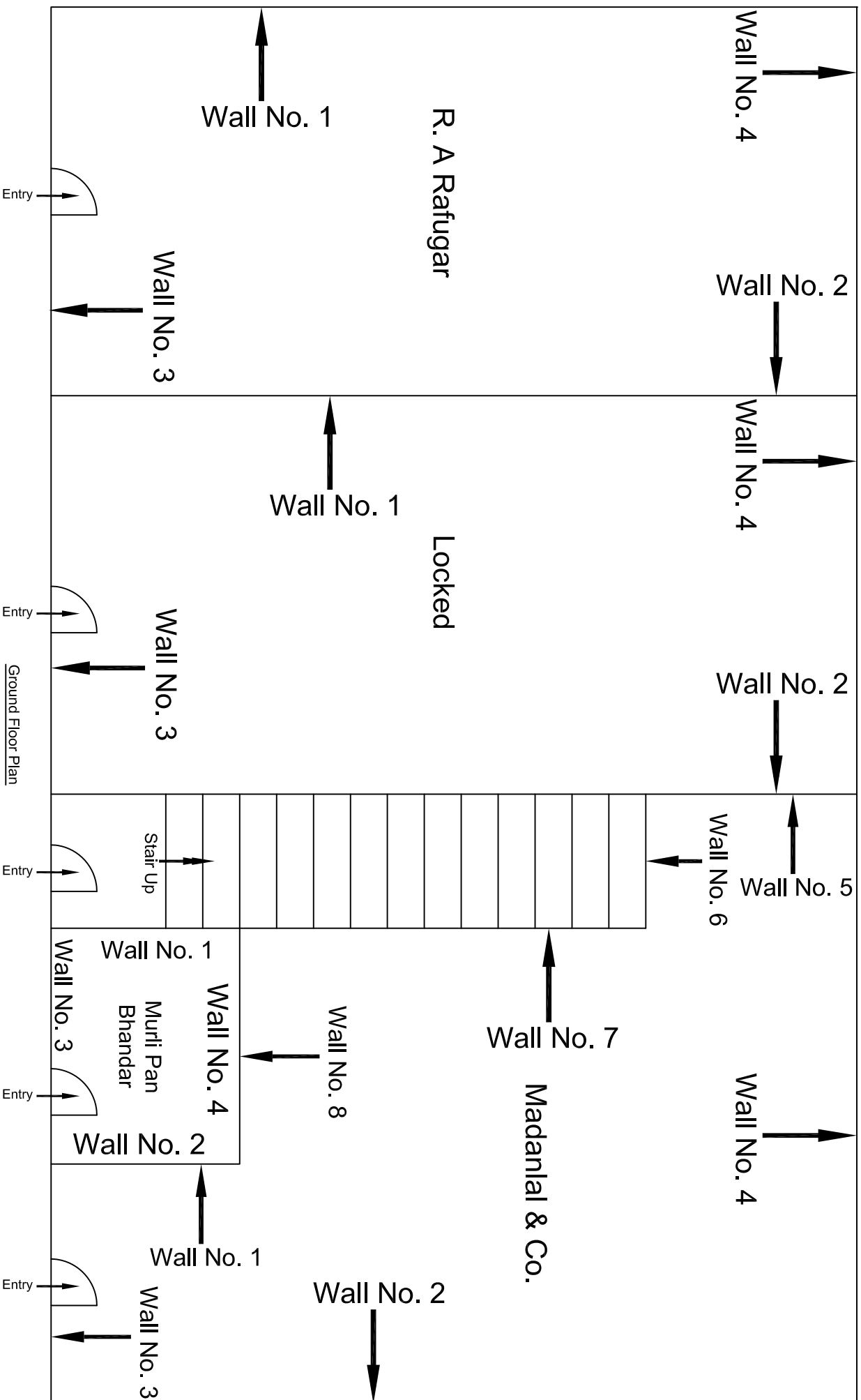
Ground Floor Plan



				CONSULTANT:	MAIN CONTRACTOR:	SUB-CONTRACTOR:	PROJECT TITLE: Design and Construction of Tunnel between Chandpole & Badli Choupar and reversal line by Shield TBM, Underground Metro Stations at Choti Choupar and Badli Choupar by Cut & Cover methods on East West Corridor of Jaipur Metro Phase 1B		
				OMIKRON KAPPA - INDUS	CEC	AIMIL LIMITED			
				CONSULTRANS JV					
				CLIENT:	CONTRACT:				
				DMRC/JIMRC	Jaipur Metro Phase 1B		DRAWING TITLE:	DRAWING NO :	REVISION:
00		NP	Dr. PRC	16.11.2013			Ground Floor Plan of Shop	AIML/ESG/12315/ CC-BC-DN-0035/01 / 01	
Revision	Description of Revision	Drawn By	Approved By	Date			No. 643	SCALE:	Not to Scale

Ground Floor Plan





					CONSULTANT: OMIKRON KAPPA - INDUS CONSULTRANS JV	MAIN CONTRACTOR: CEC	SUB-CONTRACTOR: AIMIL LIMITED	PROJECT TITLE: Design and Construction of Tunnel between Chandpole & Badi Choupar and reversal line by Shield TBM, Underground Metro Stations at Choti Choupar and Badi Choupar by Cut & Cover method on East West Corridor of Jaipur Metro Phase 1B
					CLIENT: DMRC/JMRC	CONTRACT: Jaipur Metro Phase 1B		DRAWING TITLE: Ground Floor Plan of Shop R. A. Raftugar, House No. 635 DRAWING NO.: AIML/ESG/12315// CC-BG-DN-0035-04 / 01
								SCALE: Not to Scale
								REVISION: R0
00		NP	D. PRC	16.11.2013				
Revision	Description of Revision	Drawn By	Approved By	Date				

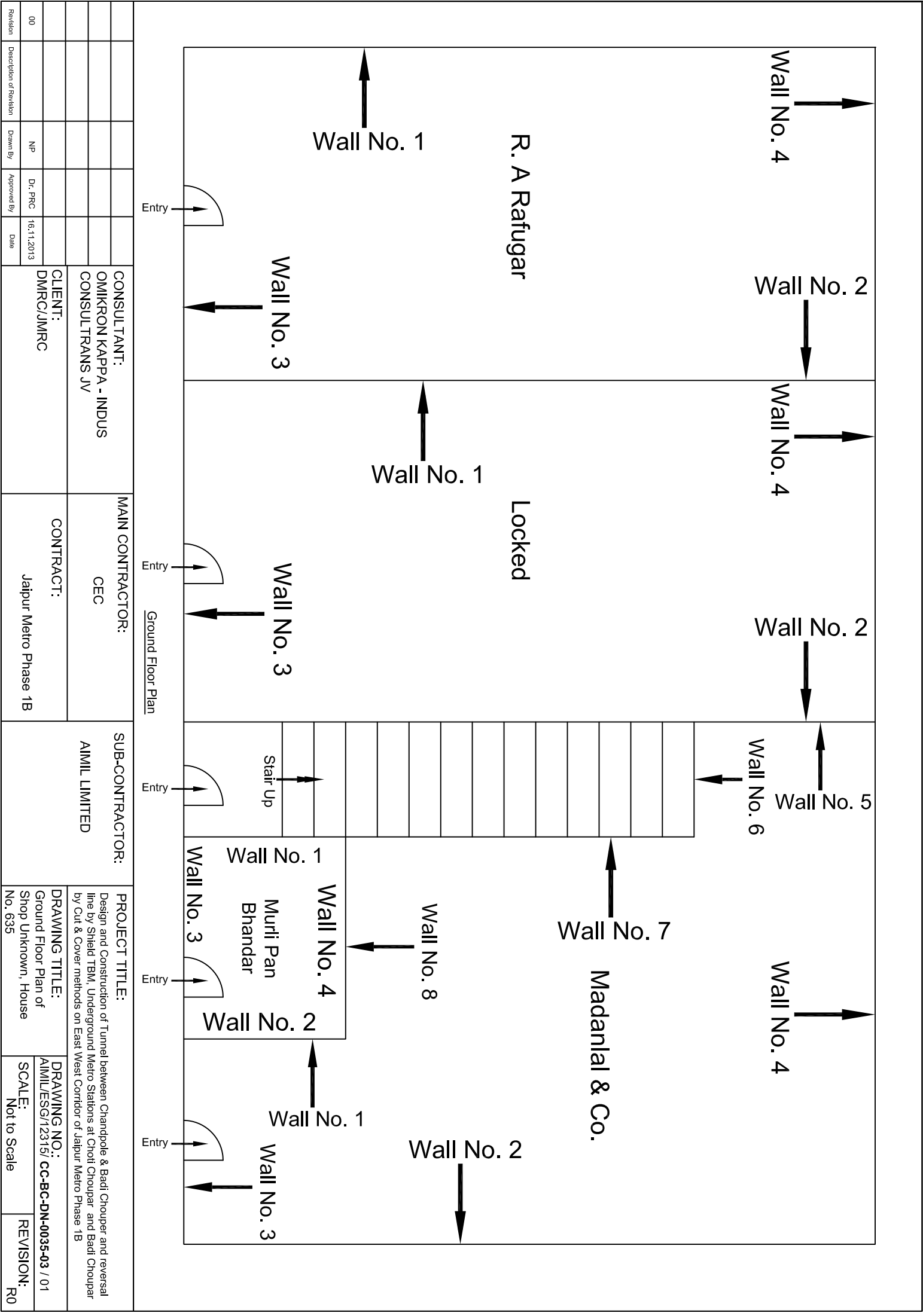
					CONSULTANT: OMIKRON KAPPA - INDUS CONSULTRANS JV	MAIN CONTRACTOR: CEC	SUB-CONTRACTOR: AIMIL LIMITED	PROJECT TITLE: Design and Construction of Tunnel between Chandpole & Badi Choupar and reversal line by Shield TBM, Underground Metro Stations at Choti Choupar and Badi Choupar by Cut & Cover method on East West Corridor of Jaipur Metro Phase 1B
					CLIENT: DMRC/JMRC	CONTRACT:	DRAWING NO.: Ground Floor Plan of Shop R. A. Raftugar, House No. 635	DRAWING NO.: AIMILESG/12315// CC-BG-DN-0035-04 / 01
							SCALE: Not to Scale	REVISION: R0
00		NP	D. PRC	16.11.2013				
Revision	Description of Revision	Drawn By	Approved By	Date				

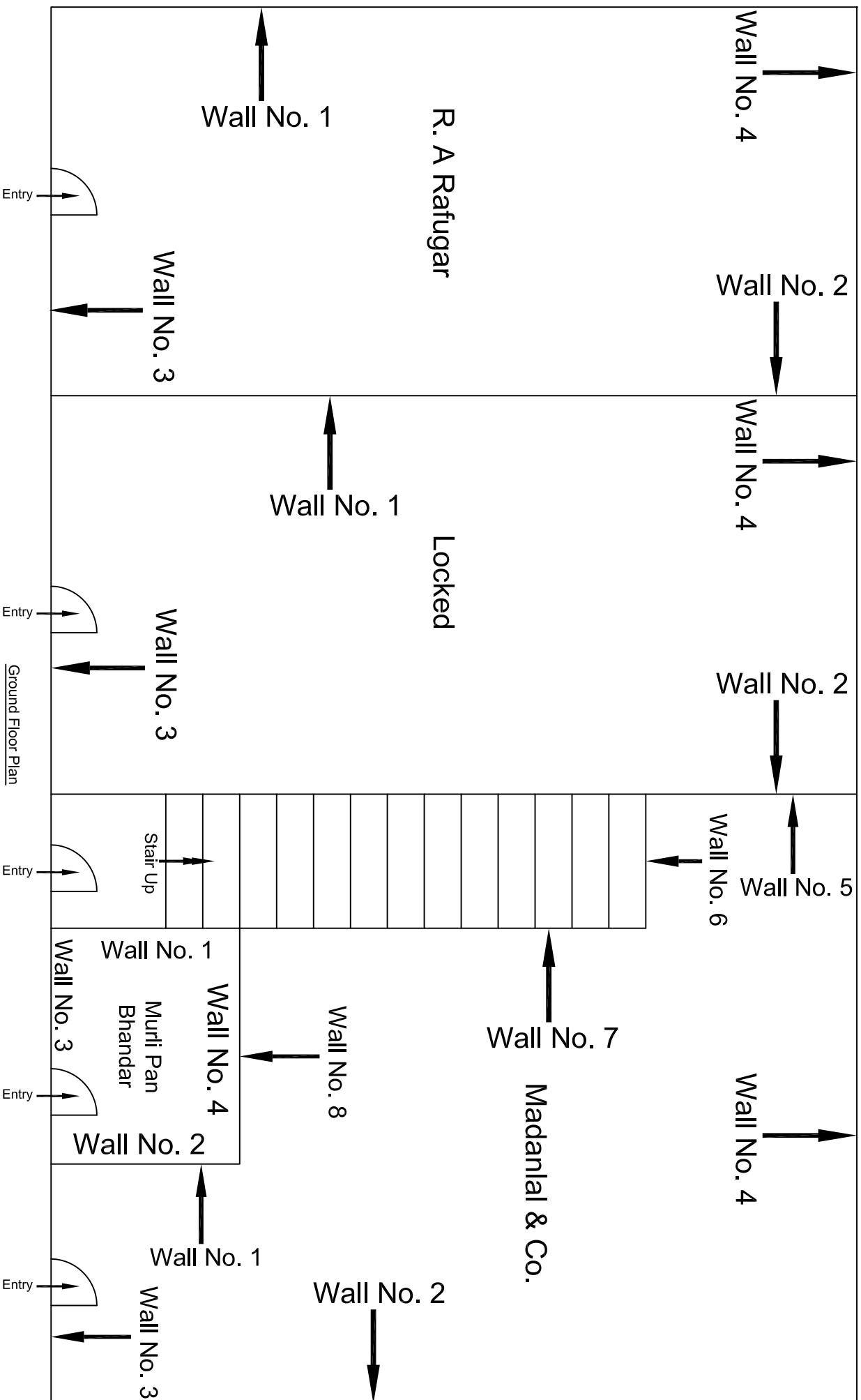
					CONSULTANT: OMIKRON KAPPA - INDUS CONSULTRANS JV	MAIN CONTRACTOR: CEC	SUB-CONTRACTOR: AIMIL LIMITED	PROJECT TITLE: Design and Construction of Tunnel between Chandpole & Badi Choupar and reversal line by Shield TBM, Underground Metro Stations at Choti Choupar and Badi Choupar by Cut & Cover method on East West Corridor of Jaipur Metro Phase 1B	DRAWING NO.: AIMIL/ESG/12315// CC-BG-DN-0035-04 / 01	REVISION: R0
					CLIENT: DMRC/JMRC	CONTRACT: Jaipur Metro Phase 1B		DRAWING TITLE: Ground Floor Plan of Shop R. A. Rafugar, House No. 635	SCALE: Not to Scale	
Revision	Description of Revision	Drawn By	Approved By	Date						
00		NP	D. PRC	16.11.2013						

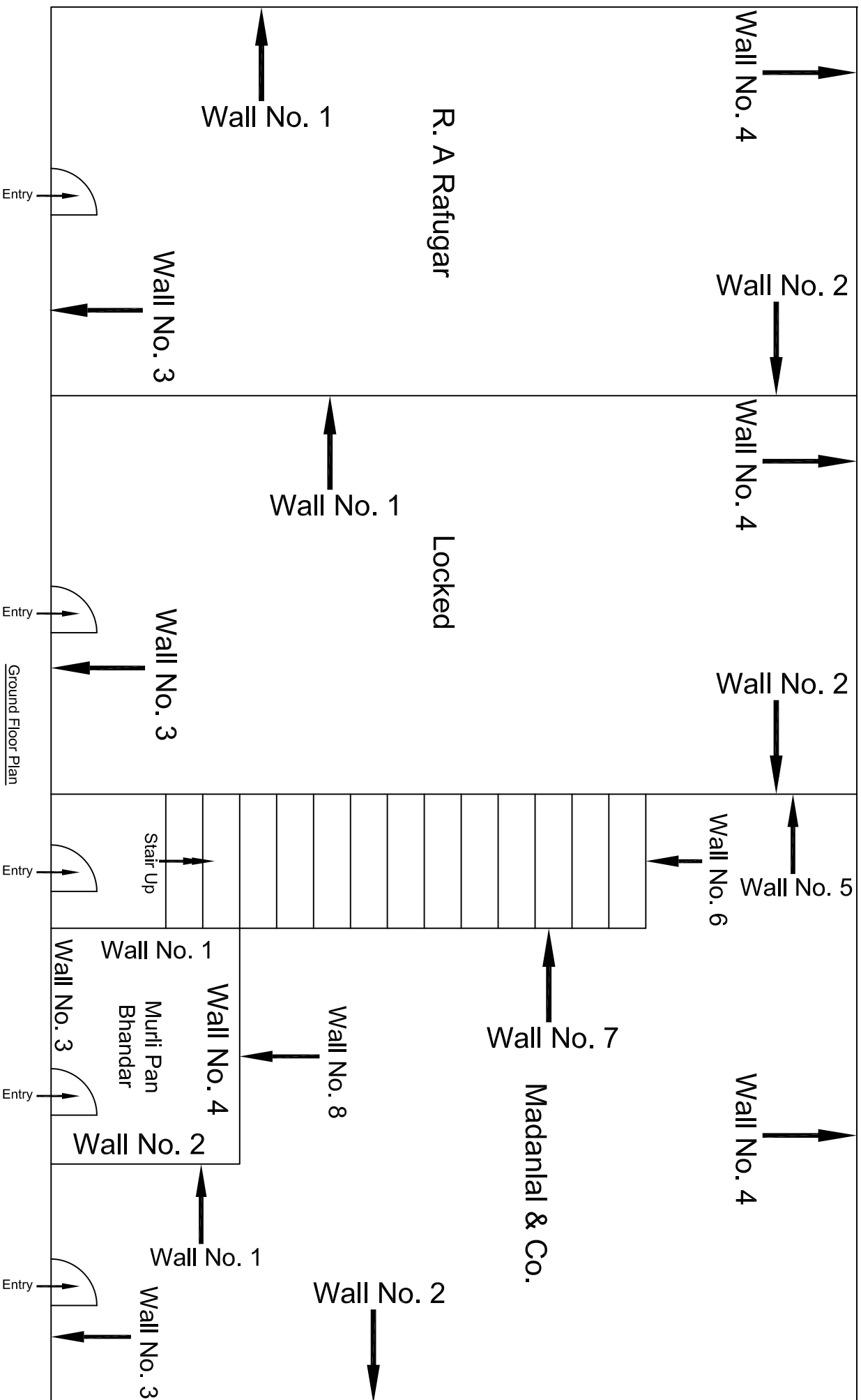
					CONSULTANT: OMIKRON KAPPA - INDUS CONSULTRANS JV	MAIN CONTRACTOR: CEC	SUB-CONTRACTOR: AIMIL LIMITED	PROJECT TITLE: Design and Construction of Tunnel between Chandpole & Badi Choupar and reversal line by Shield TBM, Underground Metro Stations at Choti Choupar and Badi Choupar by Cut & Cover method on East West Corridor of Jaipur Metro Phase 1B	DRAWING NO.: AIMIL/ESG/12315/ CC-BG-DN-0035-04 / 01	REVISION: R0
					CLIENT: DMRC/JMRC	CONTRACT: Jaipur Metro Phase 1B			SCALE: Not to Scale	
Revision	Description of Revision	Drawn By	Approved By	Date						
00		NP	D. PRC	16.11.2013						

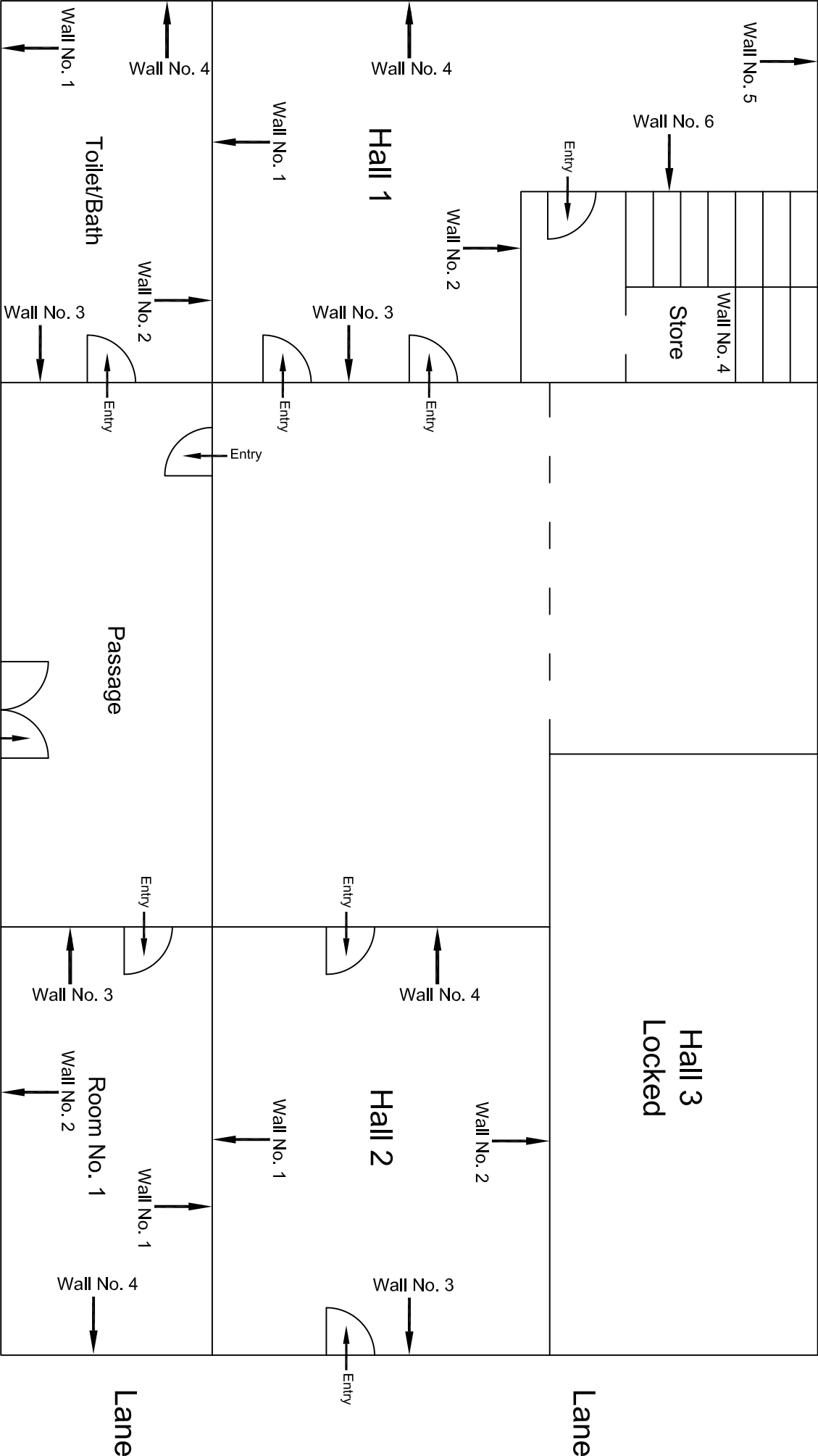
					CONSULTANT: OMIKRON KAPPA - INDUS CONSULTRANS JV	MAIN CONTRACTOR: CEC	SUB-CONTRACTOR: AIMIL LIMITED	PROJECT TITLE: Design and Construction of Tunnel between Chandpole & Badi Choupar and reversal line by Shield TBM, Underground Metro Stations at Choti Choupar and Badi Choupar by Cut & Cover method on East West Corridor of Jaipur Metro Phase 1B
					CLIENT: DMRC/JMRC	CONTRACT: Jaipur Metro Phase 1B		DRAWING TITLE: Ground Floor Plan of Shop R. A. Raftugar, House No. 635
								DRAWING NO.: AIML/ESG/12315/ CC-BG-DN-0035-04 / 01
								SCALE: Not to Scale
								REVISION: R0
00		NP	D. PRC	16.11.2013				
Revision	Description of Revision	Drawn By	Approved By	Date				

					CONSULTANT: OMIKRON KAPPA - INDUS CONSULTRANS JV	MAIN CONTRACTOR: CEC	SUB-CONTRACTOR: AIMIL LIMITED	PROJECT TITLE: Design and Construction of Tunnel between Chandpole & Badi Choupar and reversal line by Shield TBM, Underground Metro Stations at Choti Choupar and Badi Choupar by Cut & Cover method on East West Corridor of Jaipur Metro Phase 1B			
					CLIENT: DMRC/JMRC	CONTRACT: Jaipur Metro Phase 1B					
00		NP	D. PRC 16.11.2013					DRAWING TITLE: Ground Floor Plan of Shop R. A. Raftugar, House No. 635	DRAWING NO.: AIMIL/ESG/12315// CC-BG-DN-0035-04 / 01	SCALE: Not to Scale	REVISION: R0
Revision	Description of Revision	Drawn By	Approved By	Date							



[illegible]

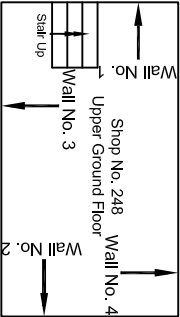
[illegible]



Main Entrance
Ground Floor Plan

				CONSULTANT: OMIKRON KAPPA - INDUS CONSULTTRANS JV		MAIN CONTRACTOR: CEC		SUB-CONTRACTOR: AIMIL LIMITED		PROJECT TITLE: Design and Construction of Tunnel between Chandpole & Badi Choupar and reversal line by Shield TBM, Underground Metro Stations at Choti Choupar and Badi Choupar by Cut & Cover methods on East West Corridor of Jaipur Metro Phase 1B		
				CLIENT: DMRC/JMRC		CONTRACT: Jaipur Metro Phase 1B		DRAWING TITLE: Ground Floor Plan of House No. 635, Vidhyadhar Ka Rastia		DRAWING NO.: AIMIL/ESG/12315/ CC-BC-DN-0035-G-TF / 01		
										SCALE: Not to Scale		
00		NP	Dt. PRC	16.11.2013							REVISION: R0	
Revision	Description of Revision	Drawn By	Approved By	Date								

CC-BC-DN-0035-248



CC-BC-DN-0035-247

CC-BC-DN-0035-248

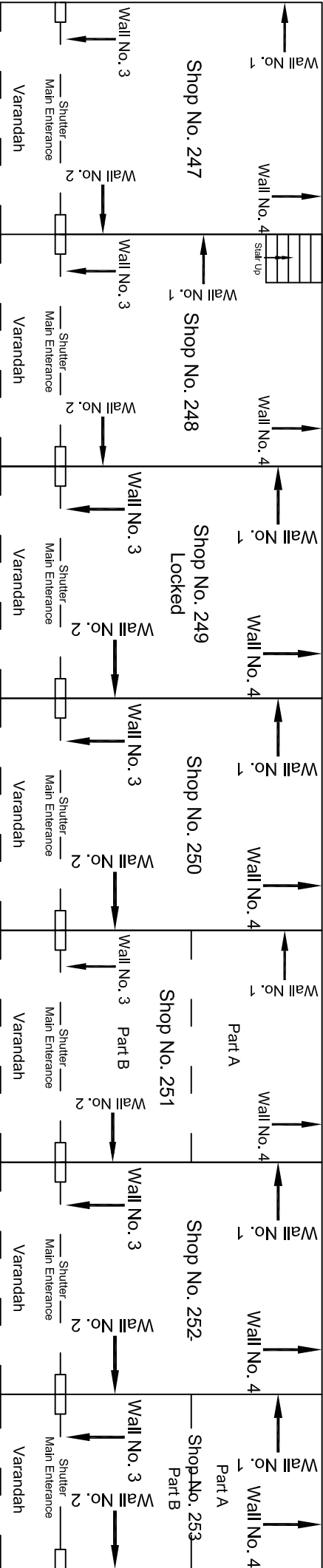
CC-BC-DN-0035-249

CC-BC-DN-0035-250

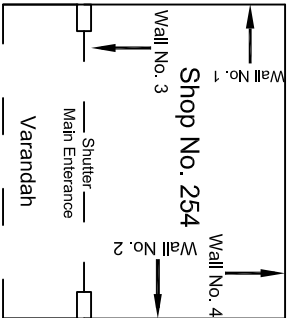
CC-BC-DN-0035-251

CC-BC-DN-0035-252

CC-BC-DN-0035-253

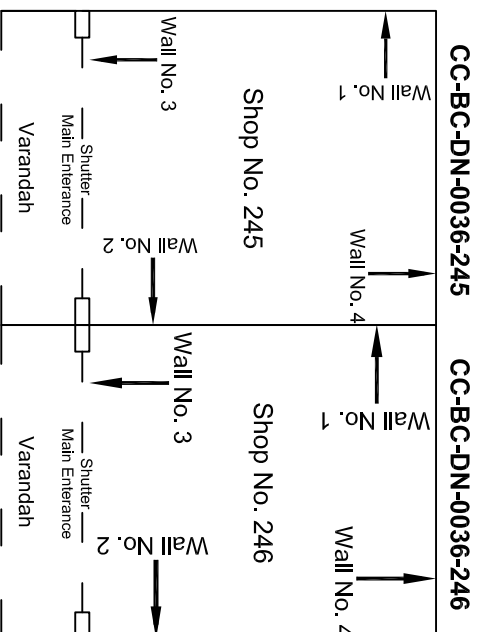


CC-BC-DN-0035-254



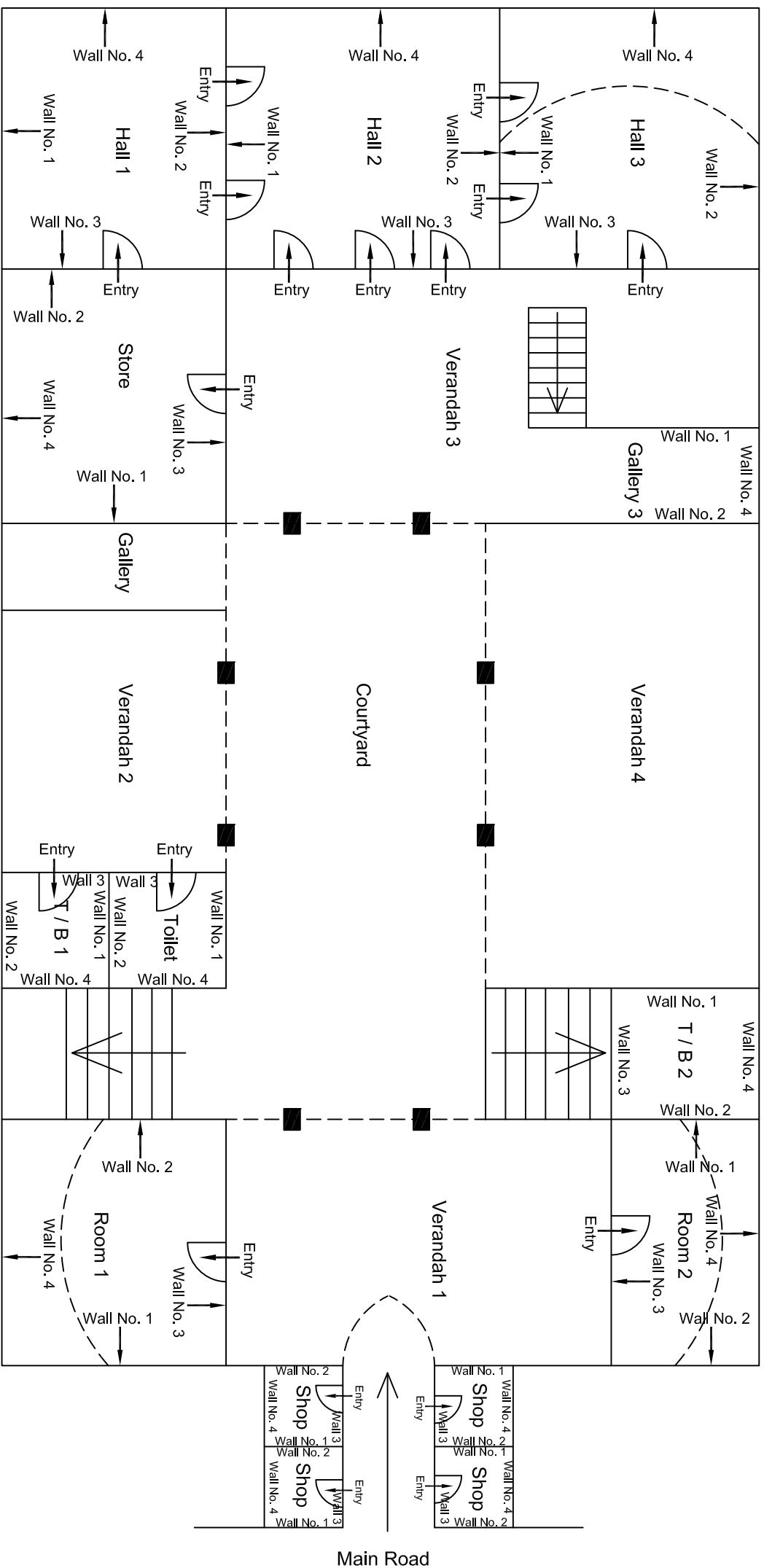
Ground Floor Plan

			CONSULTANT:	MAIN CONTRACTOR:	SUB-CONTRACTOR:	PROJECT TITLE:
			OMIKRON KAPPA - INDUS	CEC	AIMIL LIMITED	Design and Construction of Tunnel between Chandpole & Badli Choupar and reversal line by Shield TBM, Underground Metro Stations at Choti Choupar and Badli Choupar by Cut & Cover methods on East West Corridor of Jaipur Metro Phase 1B
			CONSULTTRANS JV			
				CONTRACT:		DRAWING TITLE:
			CLIENT:	Jaipur Metro Phase 1B		Ground Floor Plan of Shops No. 247 to 254
			DMRC/JMRC			
00		NP	Dt. PRC			DRAWING NO : AIMIL/ESG/12315/ CC-BC-DN-0035 / 01
Revision	Description of Revision	Drawn By	Approved By	Date	SCALE:	REVISION:
					Not to Scale	R0



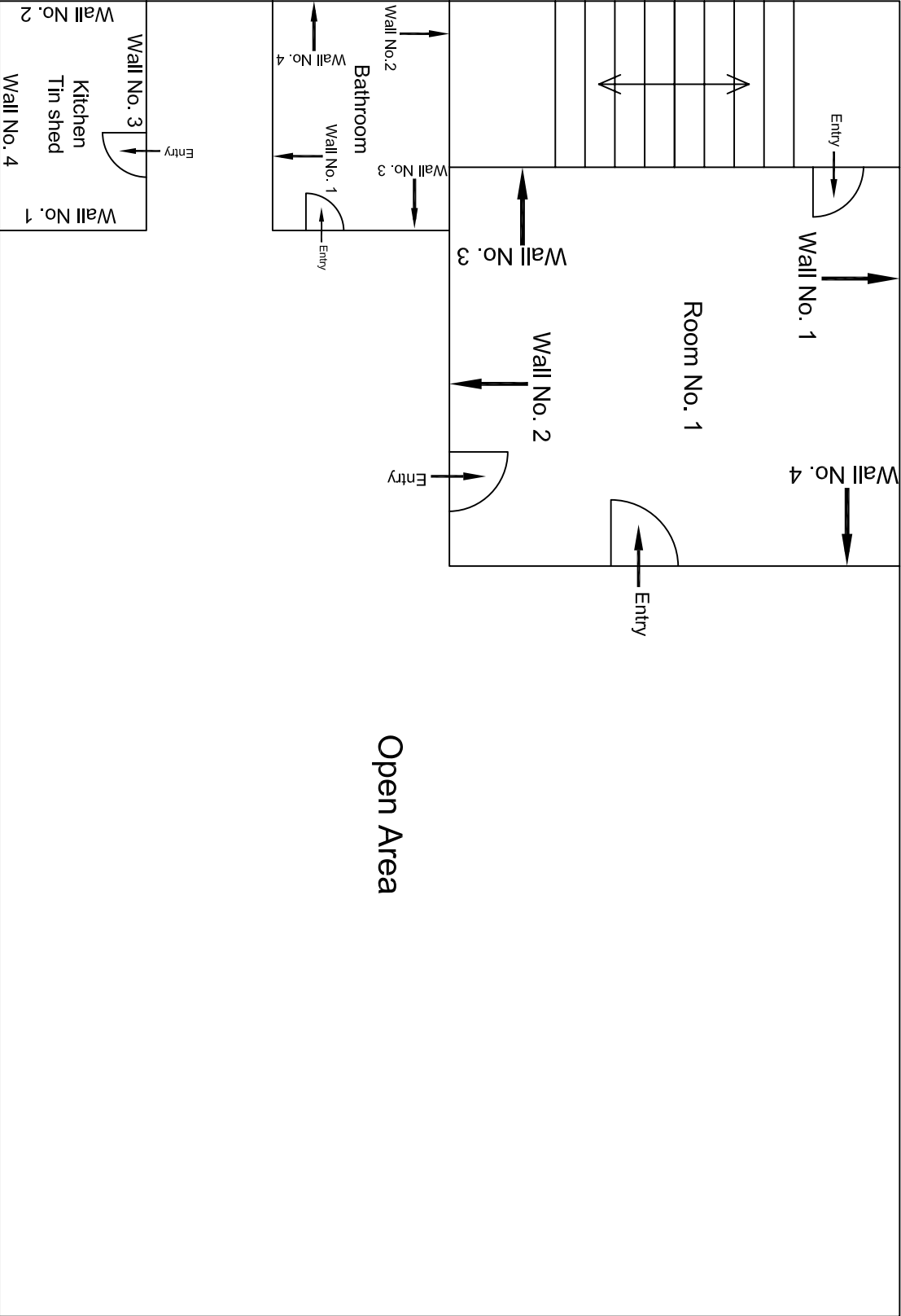
Ground Floor Plan

					CONSULTANT: OMIKRON KAPPA - INDUS CONSULTRANS JV	MAIN CONTRACTOR: CEC	SUB-CONTRACTOR: AIMIL LIMITED	PROJECT TITLE: Design and Construction of Tunnel between Chandpole & Badi Choupar and reversal line by Shield TBM, Underground Metro Stations at Choti Choupar and Badi Choupar by Cut & Cover methods on East West Corridor of Jaipur Metro Phase 1B
					CLIENT: DMRC/JMRC	CONTRACT: Jaipur Metro Phase 1B		DRAWING TITLE: Ground Floor Plan of Shops No. 245 to 246
								DRAWING NO.: AIMIL/ESG/12315/ CC-BG-DN-0036 / 01
								SCALE: Not to Scale
								REVISION: R0
00		NP	D. PRC	16.11.2013				
Revision	Description of Revision	Drawn By	Approved By	Date				



Ground Floor Plan

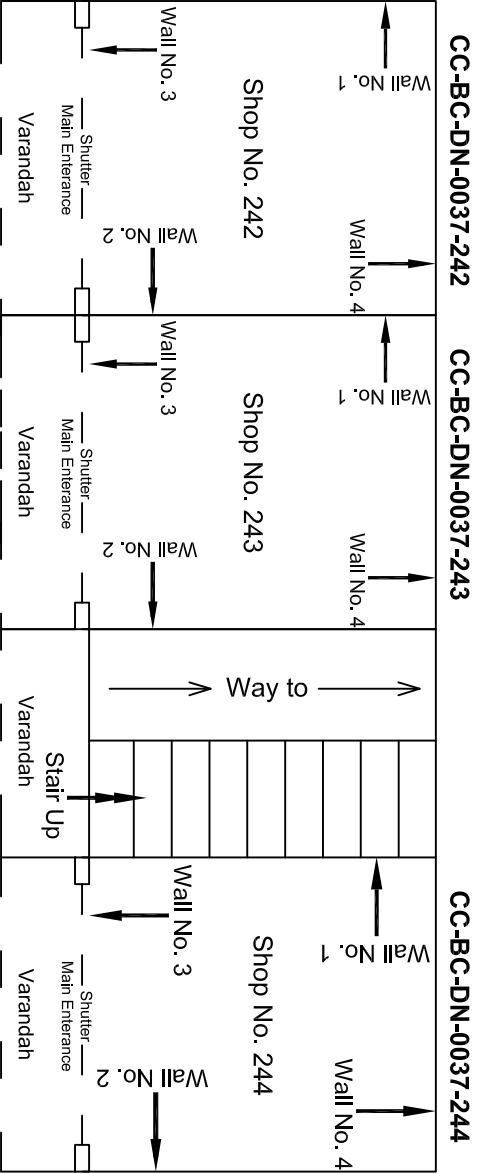
					CONSULTANT:	MAIN CONTRACTOR:	SUB-CONTRACTOR:	PROJECT TITLE:
					OMIKRON KAPPA-INDUS	CEC	AIMIL LIMITED	Design and Construction of Tunnel between Chandpole & Badi Choupar and reversal line by Shield TBM, Underground Metro Stations at Choti Choupar and Badi Choupar by Cut & Cover methods on East West Corridor of Jaipur Metro Phase 1B
					CONSULTRANS JV			DRAWING TITLE: Ground Floor Plan of House No. 6-43 Khandka Market Tripolia Market
					CLIENT: DMRC/JMIRC	CONTRACT:		DRAWING NO.: AIML/ESG/12315/ CC-BD-DL-0036/Res./ 01
00		NP	Dr. PRC	16.11.2013		Jaiपुर Metro Phase 1B		SCALE: Not to Scale
Revision	Description of Revision	Drawn By	Approved By	Date				REVISION: R0



Open Area

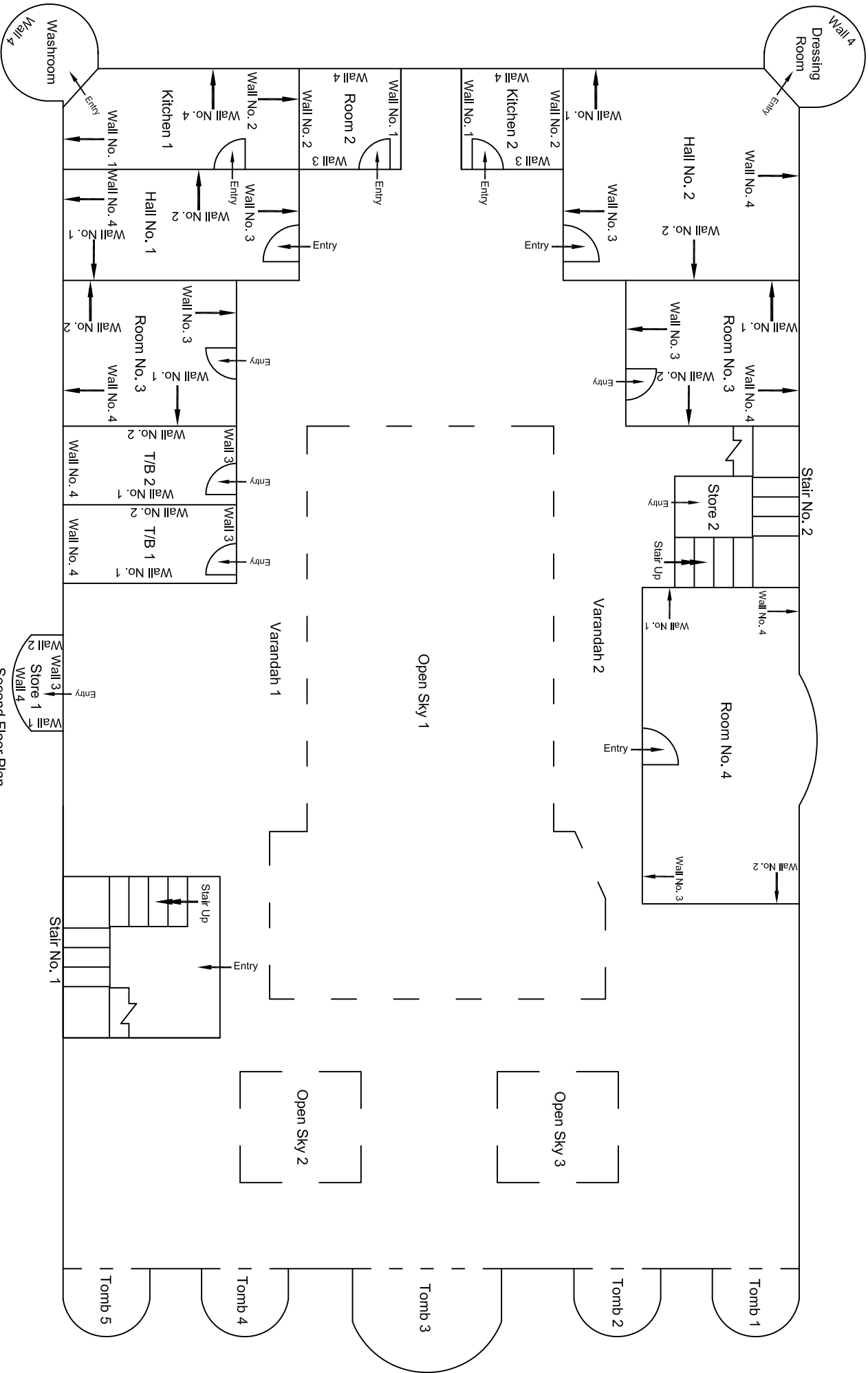
Second Floor Plan

					CONSULTANT: OMIKRON KAPPA - INDUS CONSULTRANS JV		MAIN CONTRACTOR: CEC		SUB-CONTRACTOR: AIMIL LIMITED		PROJECT TITLE: Design and Construction of Tunnel between Chandpole & Badi Choupar and reversal line by Shield TBM, Underground Metro Stations at Choti Choupar and Badi Choupar by Cut & Cover methods on East West Corridor of Jaipur Metro Phase 1B	
					CLIENT: DMRC/JMRC		CONTRACT: Jaipur Metro Phase 1B				DRAWING TITLE: Second Floor Plan of House No. 646, Tripolia Bazar	
00		NP	Dr. PRC	16.11.2013							DRAWING NO.: AIMIL/ESG/12315/ CC-BC-DN-0037/FF-SF /02	
Revision	Description of Revision	Drawn By	Approved By	Date							SCALE: Not to Scale	REVISION: R0



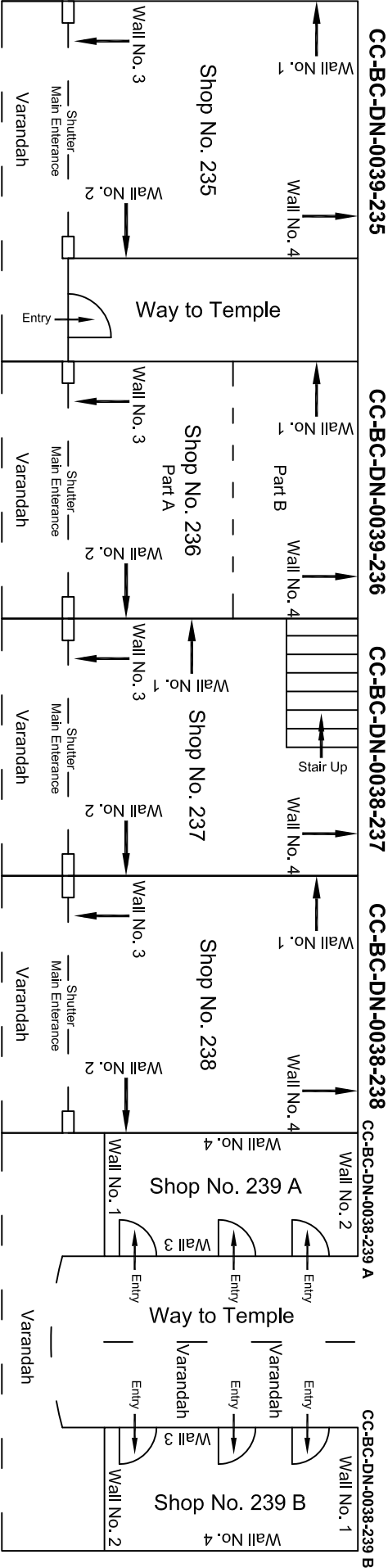
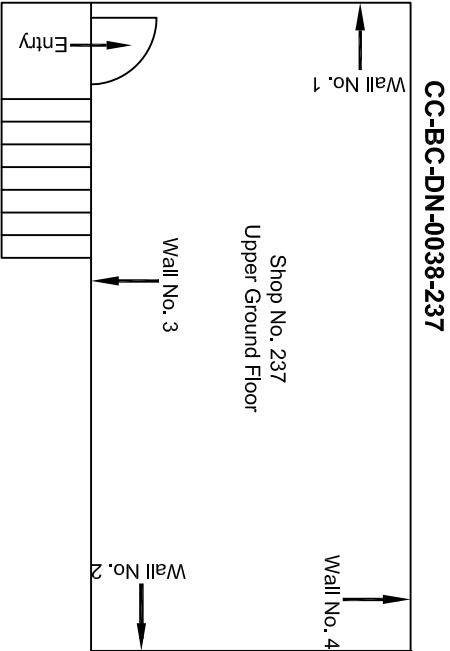
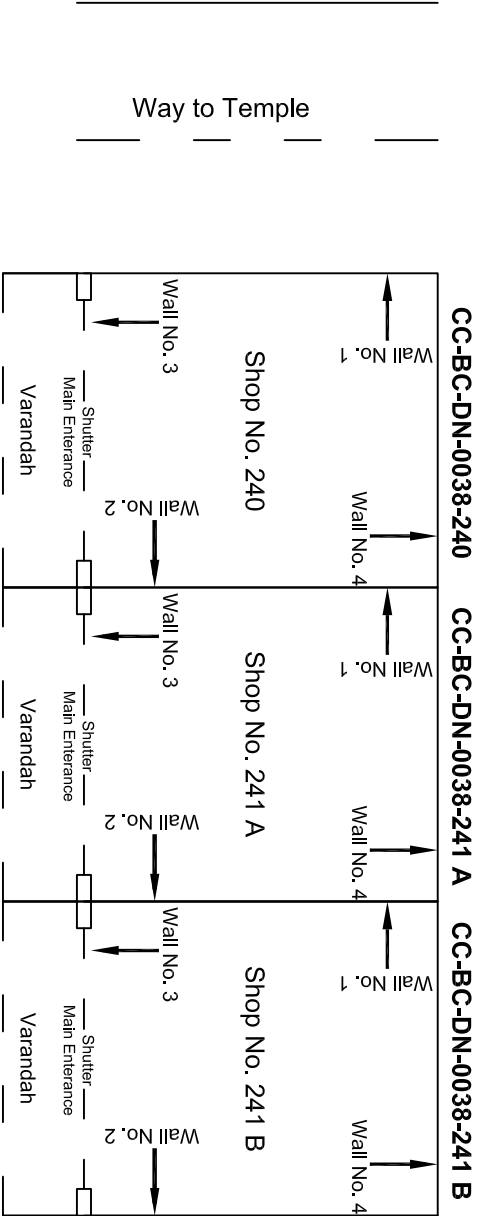
Ground Floor Plan

					CONSULTANT: OMIKRON KAPPA - INDUS CONSULTTRANS JV	MAIN CONTRACTOR: CEC	SUB-CONTRACTOR: AIMIL LIMITED	PROJECT TITLE: Design and Construction of Tunnel between Chandpole & Badli Choupar and reversal line by Shield TBM, Underground Metro Stations at Choti Choupar and Badli Choupar by Cut & Cover methods on East West Corridor of Jaipur Metro Phase 1B		
					CLIENT: DMRC/JMRC	CONTRACT: Jaipur Metro Phase 1B		DRAWING TITLE: Ground Floor Plan of Shops No. 242 to 244		
00		NP	Dr. PRC	16.11.2013				DRAWING NO.: AIML/ESG/12315/ CC-BC-DN-0037 / 01		SCALE: Not to Scale
Revision	Description of Revision	Drawn By	Approved By	Date						



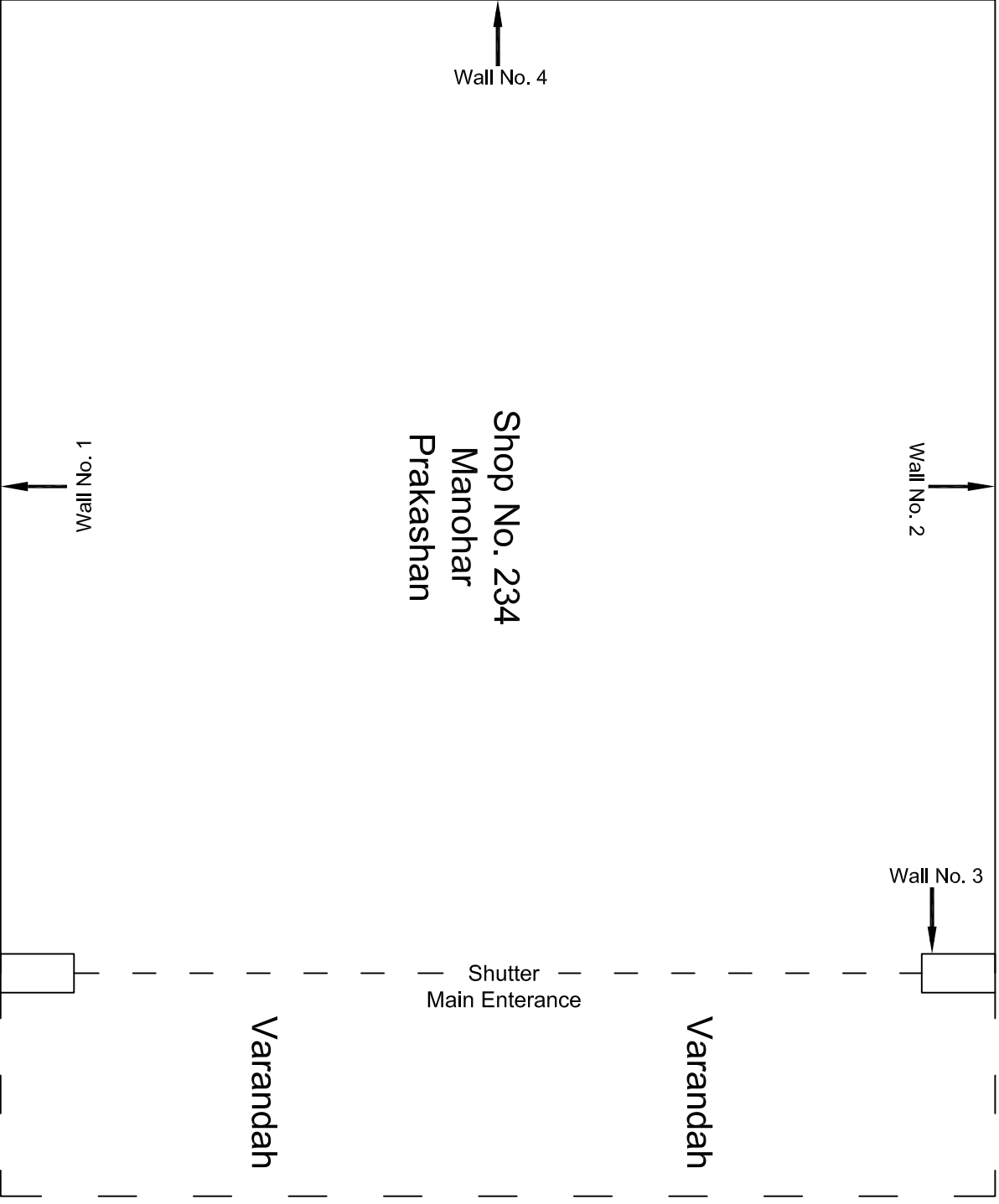
Second Floor Plan

					CONSULTANT:	MAIN CONTRACTOR:	SUB-CONTRACTOR:	PROJECT TITLE:	
					OMIKRON KAPPA - INDUS CONSULTRANS JV	CEC	AIMIL LIMITED	Design and Construction of Tunnel between Chandpole & Badi Chouper and reversal line by Shield TBM, Underground Metro Stations at Choti Choupar and Badi Choupar by Cut & Cover methods on East West Corridor of Jaipur Metro Phase 1B	
					CLIENT:	CONTRACT:		DRAWING TITLE:	DRAWING NO.:
					DMRC/JMRC	Jaipur Metro Phase 1B		Second Floor Plan of House No. 651, Tipoliya Bazar	AIML/ESG/12315/ CC-BC-DN-0038-FF / 03
00		NP	Dr. PRC	16.11.2013				SCALE:	REVISION:
								Not to Scale	R0
Revision	Description of Revision	Drawn By	Approved By	Date					



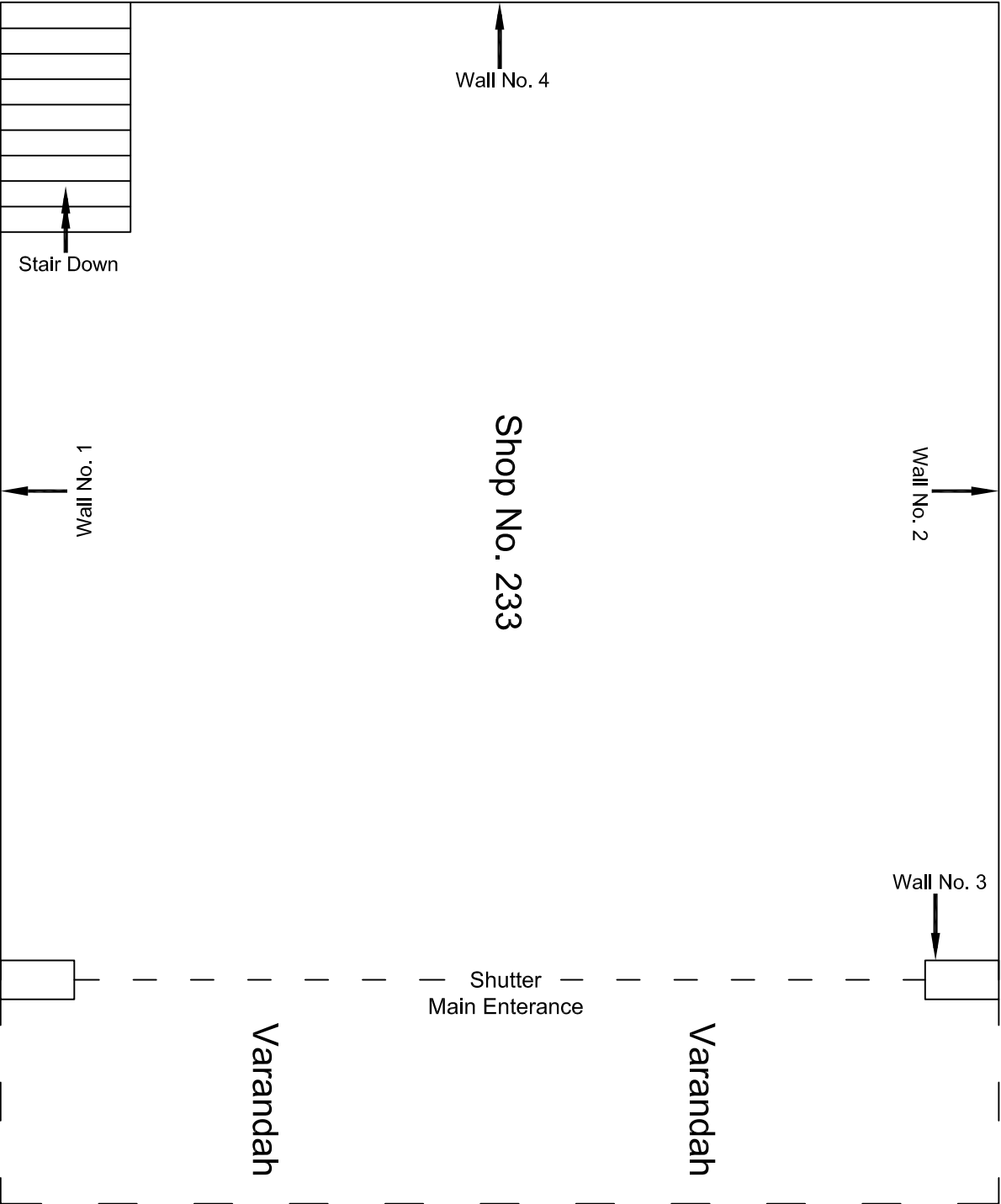
Ground Floor Plan

			CONSULTANT:	MAIN CONTRACTOR:	SUB-CONTRACTOR:	PROJECT TITLE:	
			OMIKRON KAPPA - INDUS	CEC	AIMIL LIMITED	Design and Construction of Tunnel between Chandpole & Badli Choupar and reversal line by Shield TBM, Underground Metro Stations at Choti Choupar and Badli Choupar by Cut & Cover methods on East West Corridor of Jaipur Metro Phase 1B	
			CONSULTTRANS JV			DRAWING TITLE:	
						Ground Floor Plan of Shops No. 237 to 241 B	
			CLIENT:	CONTRACT:		DRAWING NO.:	
			DMRC/JMRC	Jaipur Metro Phase 1B		AIML/ESG/12315/ CC-BC-DN-0038 / 01	
00		NP	Dt. PRC			SCALE:	REVISION:
			16.11.2013			Not to Scale	R0
Revision	Description of Revision	Drawn By	Approved By	Date			




Ground Floor Plan

				CONSULTANT:	MAIN CONTRACTOR:	SUB-CONTRACTOR:	PROJECT TITLE: Design and Construction of Tunnel between Chandpole & Badi Choupar and reversal line by Shield TBM, Underground Metro Stations at Choti Choupar and Badi Choupar by Cut & Cover methods on East West Corridor of Jaipur Metro Phase 1B		
				OMIKRON KAPPA - INDUS	CEC	AIMIL LIMITED			
				CONSULTTRANS JV					
				CLIENT:	CONTRACT:				
				DMRC/JMRC	Jaipur Metro Phase 1B		DRAWING TITLE:	DRAWING NO.:	REVISION:
							Ground Floor Plan of Shop	AIM/LESG/12315/	CC-BC-DN-0039-234 / 01
							No. 234	SCALE:	Not to Scale
							Manohar Prakashan		R0
00		NP	Dt. PRC	16.11.2013					
Revision	Description of Revision	Drawn By	Approved By	Date					



Ground Floor Plan

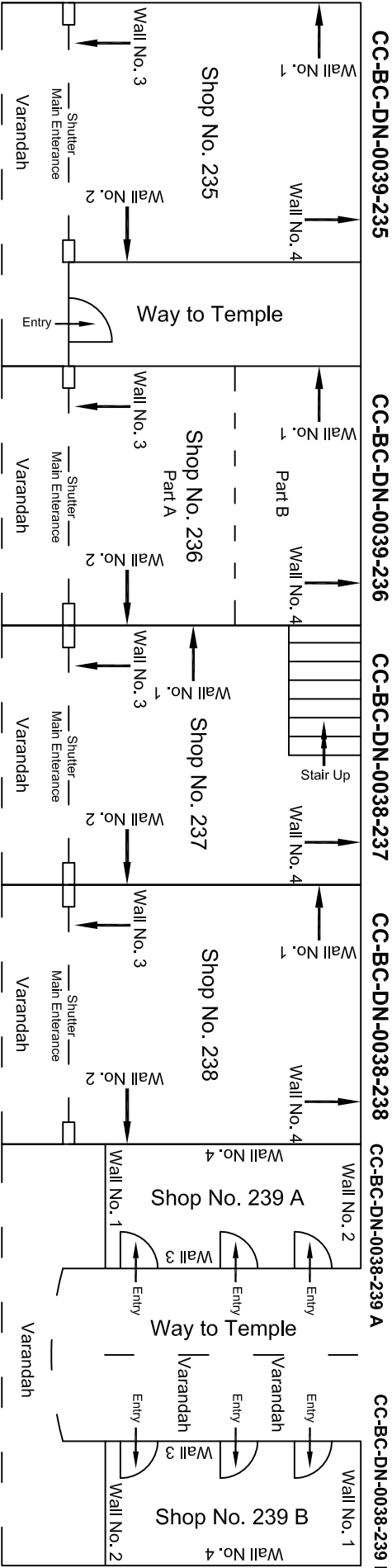
					CONSULTANT:	MAIN CONTRACTOR:	SUB-CONTRACTOR:	PROJECT TITLE:		
					OMIKRON KAPPA - INDUS CONSULTTRANS JV	CEC	AIMIL LIMITED	Design and Construction of Tunnel between Chandpole & Badi Choupar and reversal line by Shield TBM, Underground Metro Stations at Choti Choupar and Badi Choupar by Cut & Cover methods on East West Corridor of Jaipur Metro Phase 1B		
					CLIENT:	CONTRACT:		DRAWING TITLE:	DRAWING NO.:	
					DMRC/JMRC	Jaipur Metro Phase 1B		Ground Floor Plan of Shop No. 233	AIM/ESG/12315/ CC-BC-DN-0039-233 / 01	
00		NP	Dr. PRC	16.11.2013				Shiv Narayan Ram Pratap	SCALE:	REVISION:
									Not to Scale	R0
Revision	Description of Revision	Drawn By	Approved By	Date						

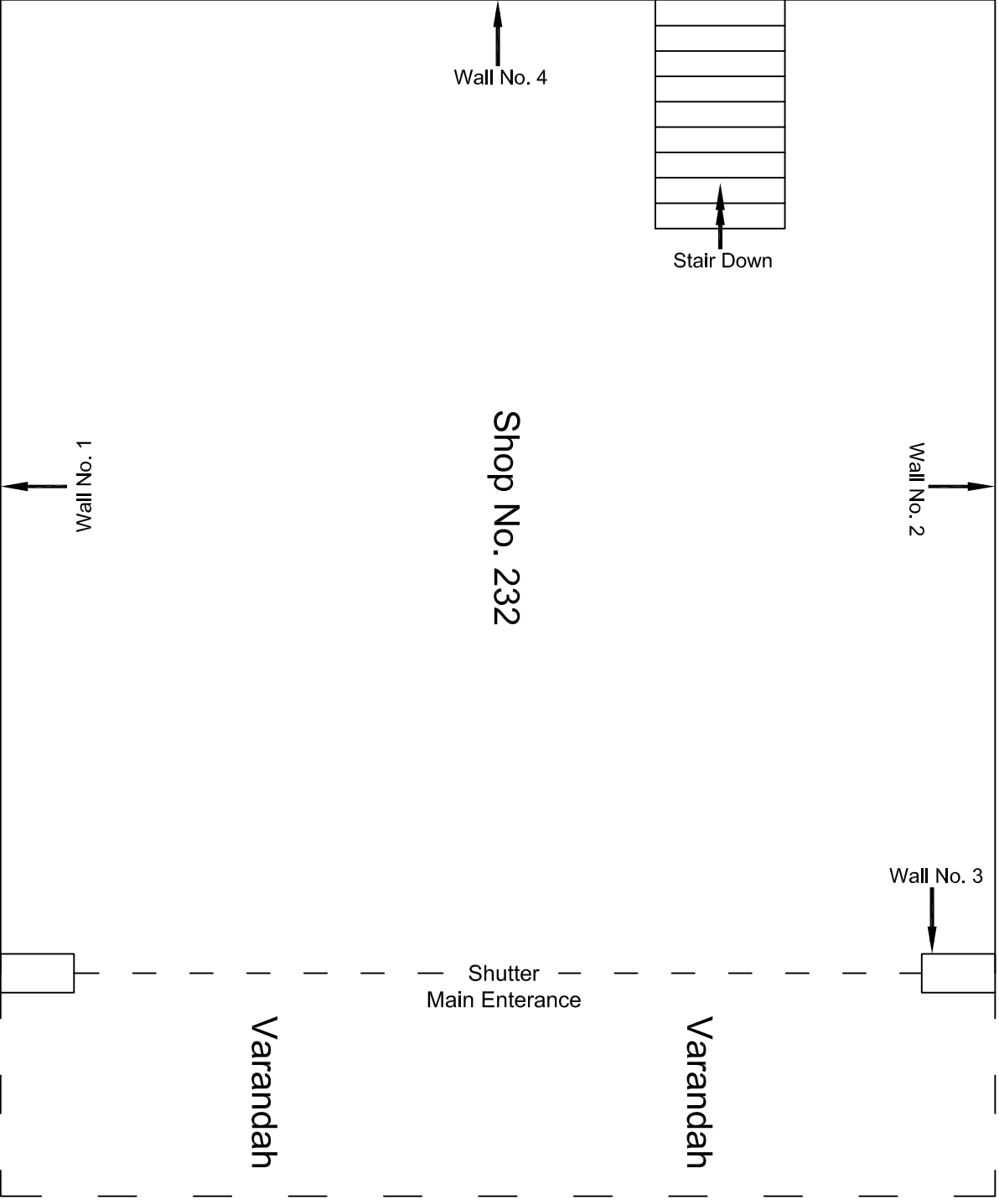


Basement Floor Plan

				CONSULTANT:	MAIN CONTRACTOR:	SUB-CONTRACTOR:	PROJECT TITLE:		
				OMIKRON KAPPA - INDUS	CEC	AIMIL LIMITED	Design and Construction of Tunnel between Chandpole & Badi Choupar and reversal line by Shield TBM, Underground Metro Stations at Choti Choupar and Badi Choupar by Cut & Cover methods on East West Corridor of Jaipur Metro Phase 1B		
				CONSULTANS JV					
				CLIENT:	CONTRACT:		DRAWING TITLE:	DRAWING NO.:	REVISION:
				DMRC/JMRC	Jaipur Metro Phase 1B		Basement Floor Plan of Shop No. 233	AIML/ESG/12315/ CC-BC-DN-0039-233 / 02	
00		NP	Dr. PRC	16.11.2013			Shiv Narayan Ram Pratap	SCALE:	R0
Revision	Description of Revision	Drawn By	Approved By	Date				Not to Scale	

			CONSULTANT:	MAIN CONTRACTOR:	SUB-CONTRACTOR:	PROJECT TITLE: Design and Construction of Tunnel between Chandpole & Badli Choupar and reversal line by Shield TBM, Underground Metro Stations at Choti Choupar and Badli Choupar by Cut & Cover methods on East West Corridor of Jaipur Metro Phase 1B		
			OMIKRON KAPPA - INDUS	CEC	AIMIL LIMITED			
			CONSULT TRANS JV					
			CLIENT:	CONTRACT:				
			DMRC/JMRC	Jaipur Metro Phase 1B		DRAWING TITLE:	DRAWING NO :	REVISION:
						Ground Floor Plan of Shops No. 235 to 239 B	AIML/ESG/12315/ CC-BC-DN-0039 / 01	
00		NP	Dt. PRC				SCALE:	
Revision	Description of Revision	Drawn By	Approved By	Date			Not to Scale	R0





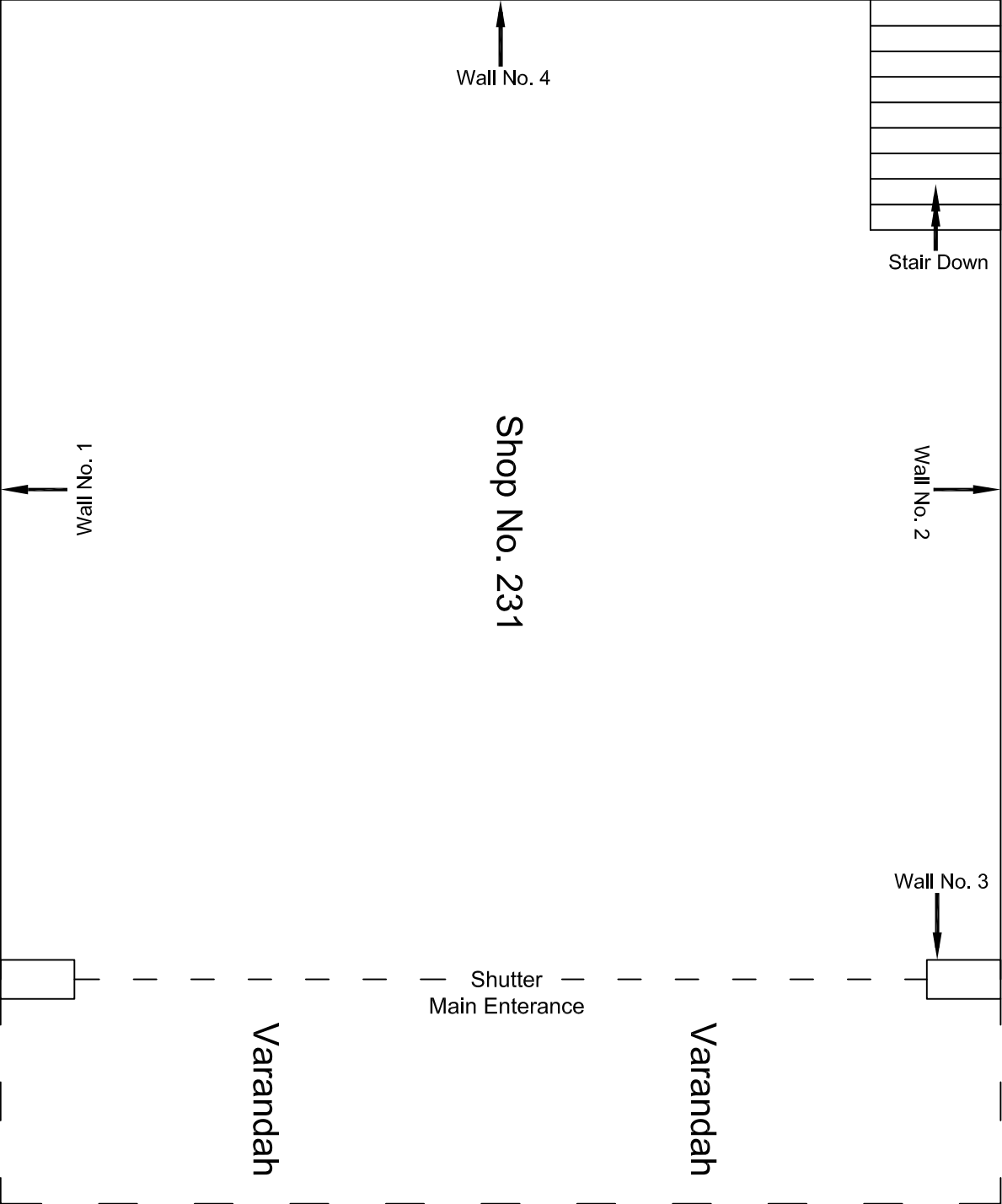
Ground Floor Plan

				CONSULTANT: OMIKRON KAPPA - INDUS CONSULTANTS JV		MAIN CONTRACTOR: CEC		SUB-CONTRACTOR: AIMIL LIMITED		PROJECT TITLE: Design and Construction of Tunnel between Chandpole & Badi Choupar and reversal line by Shield TBM, Underground Metro Stations at Choti Choupar and Badi Choupar by Cut & Cover methods on East West Corridor of Jaipur Metro Phase 1B		
				CLIENT: DMRC/JMRC		CONTRACT: Jaipur Metro Phase 1B		DRAWING TITLE: Ground Floor Plan of Shop No. 232, Kamal & Company		DRAWING NO.: AIM/ESG/12315/ CC-BC-DN-0040-232 / 01		
										SCALE: Not to Scale		
00		NP	Dt. PRC	16.11.2013						REVISION: R0		
Revision	Description of Revision	Drawn By	Approved By	Date								




Basement Floor Plan

					CONSULTANT: OMIKRON KAPPA - INDUS CONSULTTRANS JV	MAIN CONTRACTOR: CEC	SUB-CONTRACTOR: AIMIL LIMITED	PROJECT TITLE: Design and Construction of Tunnel between Chandpole & Badi Chouper and reversal line by Shield TBM, Underground Metro Stations at Choti Choupar and Badi Choupar by Cut & Cover methods on East West Corridor of Jaipur Metro Phase 1B		
					CLIENT: DMRC/JMRC	CONTRACT: Jaipur Metro Phase 1B		DRAWING TITLE: Basement Floor Plan of Shop No. 232, Kamal & Company		
								DRAWING NO.: AIML/ESG/12315/ CC-BC-DN-0040-232 / 02		
00		NP	Dr. PRC	16.11.2013				SCALE: Not to Scale	REVISION: R0	
Revision	Description of Revision	Drawn By	Approved By	Date						



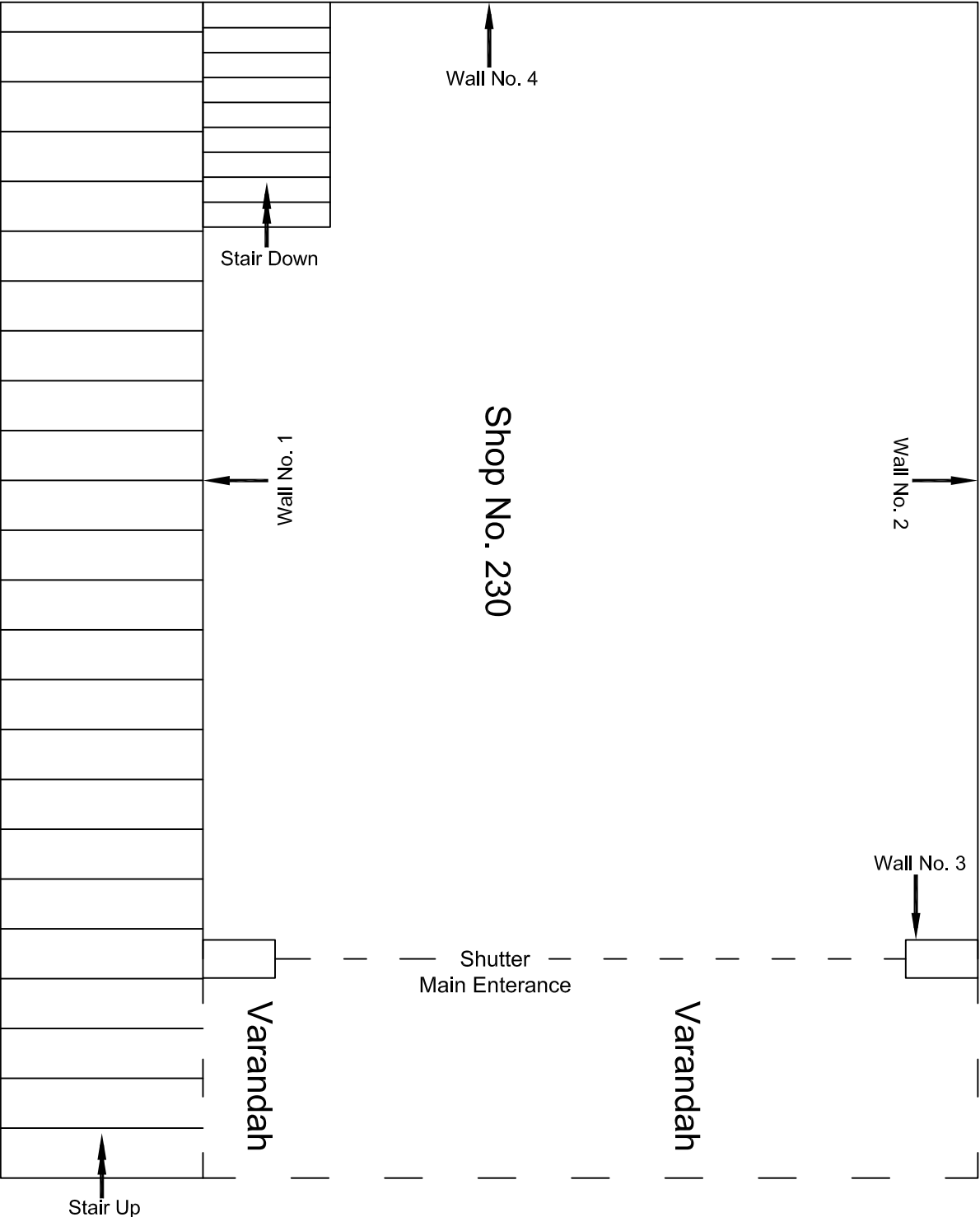
					CONSULTANT: OMIKRON KAPPA - INDUS CONSULTRANS JV	MAIN CONTRACTOR: CEC	SUB-CONTRACTOR: AIMIL LIMITED	PROJECT TITLE: Design and Construction of Tunnel between Chandpole & Badi Chouper and reversal line by Shield TBM, Underground Metro Stations at Choti Choupar and Badi Choupar by Cut & Cover methods on East West Corridor of Jaipur Metro Phase 1B
					CLIENT: DMRC/JMRC	CONTRACT: Jaipur Metro Phase 1B		DRAWING TITLE: Ground Floor Plan of Shop No. 231, Ramnarayan Ram gopal Sharma
								DRAWING NO.: AIMIL/ESG/12315// CC-BC-DN-0040-231 / 01
00		NP	Dr. PRC	16.11.2013				SCALE: Not to Scale
Revision	Description of Revision	Drawn By	Approved By	Date				REVISION: R0


DRAWING NO : AIM/ESG/12315/	CC-BC-DN-0040-231 / 01
SCALE: Not to Scale	REVISION: R0



Basement Floor Plan

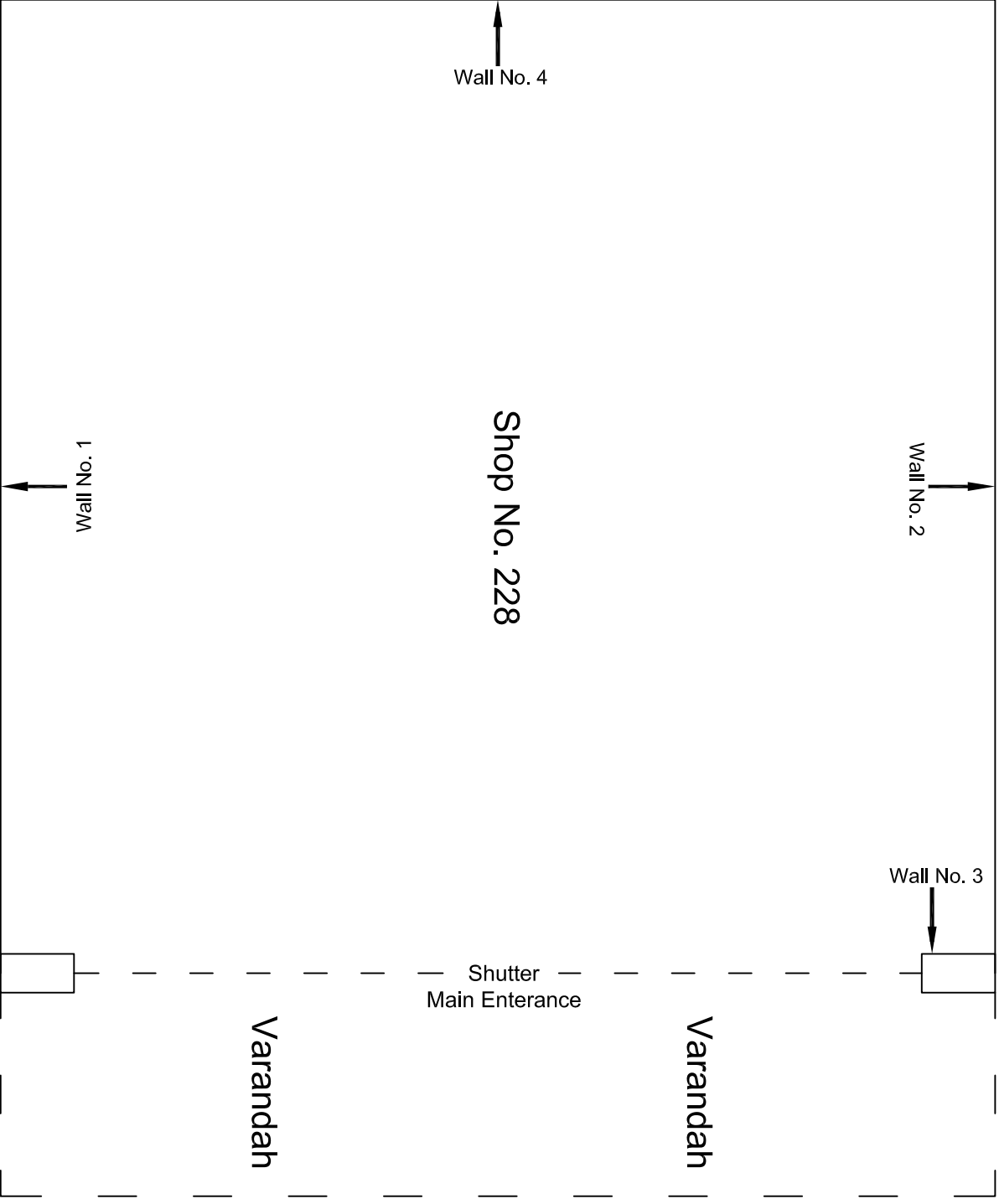
					CONSULTANT: OMIKRON KAPPA - INDUS CONSULTRANS JV	MAIN CONTRACTOR: CEC	SUB-CONTRACTOR: AIMIL LIMITED	PROJECT TITLE: Design and Construction of Tunnel between Chandpole & Badi Chouper and reversal line by Shield TBM, Underground Metro Stations at Choti Choupar and Badi Choupar by Cut & Cover methods on East West Corridor of Jaipur Metro Phase 1B		
					CLIENT: DMRC/JMRC	CONTRACT: Jaipur Metro Phase 1B		DRAWING TITLE: Basement Floor Plan of Shop No. 231, Ramnarayan Ram gopal Sharma		
00		NP	Dt. PRC	16.11.2013					DRAWING NO.: AIML/ESG/12315/ CC-BC-DN-0040-231 / 02	SCALE: Not to Scale
Revision	Description of Revision	Drawn By	Approved By	Date						



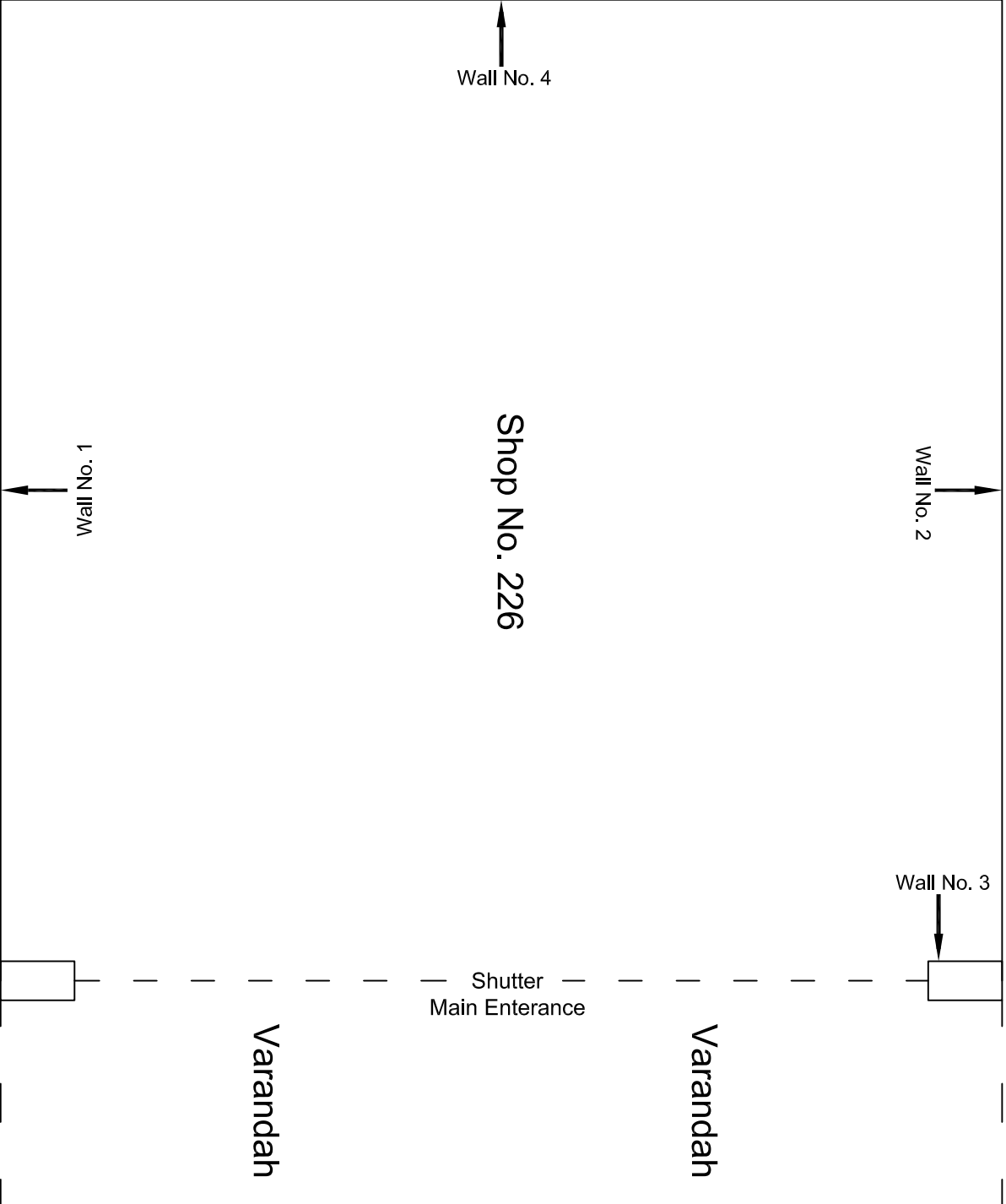


Basement Floor Plan

					CONSULTANT:	MAIN CONTRACTOR:	SUB-CONTRACTOR:	PROJECT TITLE:		
					OMIKRON KAPPA - INDUS CONSULTRANS JV	CEC	AIMIL LIMITED	Design and Construction of Tunnel between Chandpole & Badi Chouper and reversal line by Shield TBM, Underground Metro Stations at Choti Choupar and Badi Choupar by Cut & Cover methods on East West Corridor of Jaipur Metro Phase 1B		
					CLIENT: DMRC/JMRC	CONTRACT: Jaipur Metro Phase 1B		DRAWING TITLE: Basement Floor Plan of Shop No. 230, Prehlad Ramavtar	DRAWING NO.: AIML/ESG/12315/ CC-BC-DN-0040-230 / 02	REVISION: R0
00		NP	Dt. PRC	16.11.2013				SCALE: Not to Scale		
Revision	Description of Revision	Drawn By	Approved By	Date						

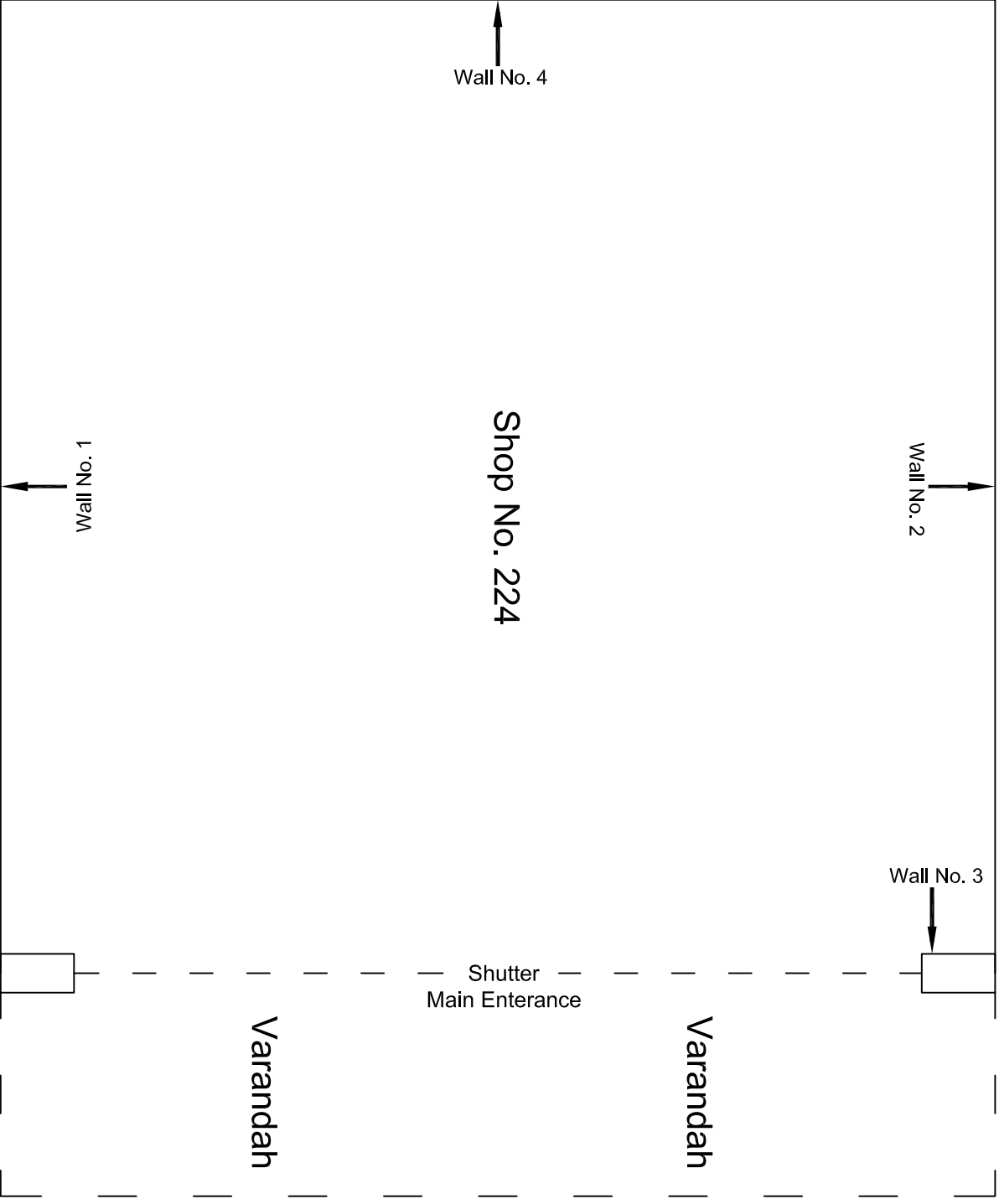


					CONSULTANT:	MAIN CONTRACTOR:	SUB-CONTRACTOR:	PROJECT TITLE:
					OMIKRON KAPPA - INDUS	CEC	AIMIL LIMITED	Design and Construction of Tunnel between Chandpole & Badi Choupar and reversal line by Shield TBM, Underground Metro Stations at Choti Choupar and Badi Choupar by Cut & Cover methods on East West Corridor of Jaipur Metro Phase 1B
					CONSULTRANS JV			
					CLIENT:	CONTRACT:		
					DMRC/JMRC	Jaipur Metro Phase 1B		DRAWING TITLE:
00		NP	Dt. PRC	16.11.2013				DRAWING NO.: AIMIL/ESG/12315/ CC-BC-DN-0041-228 / 01
Revision	Description of Revision	Drawn By	Approved By	Date				SCALE: Not to Scale
								REVISION: R0



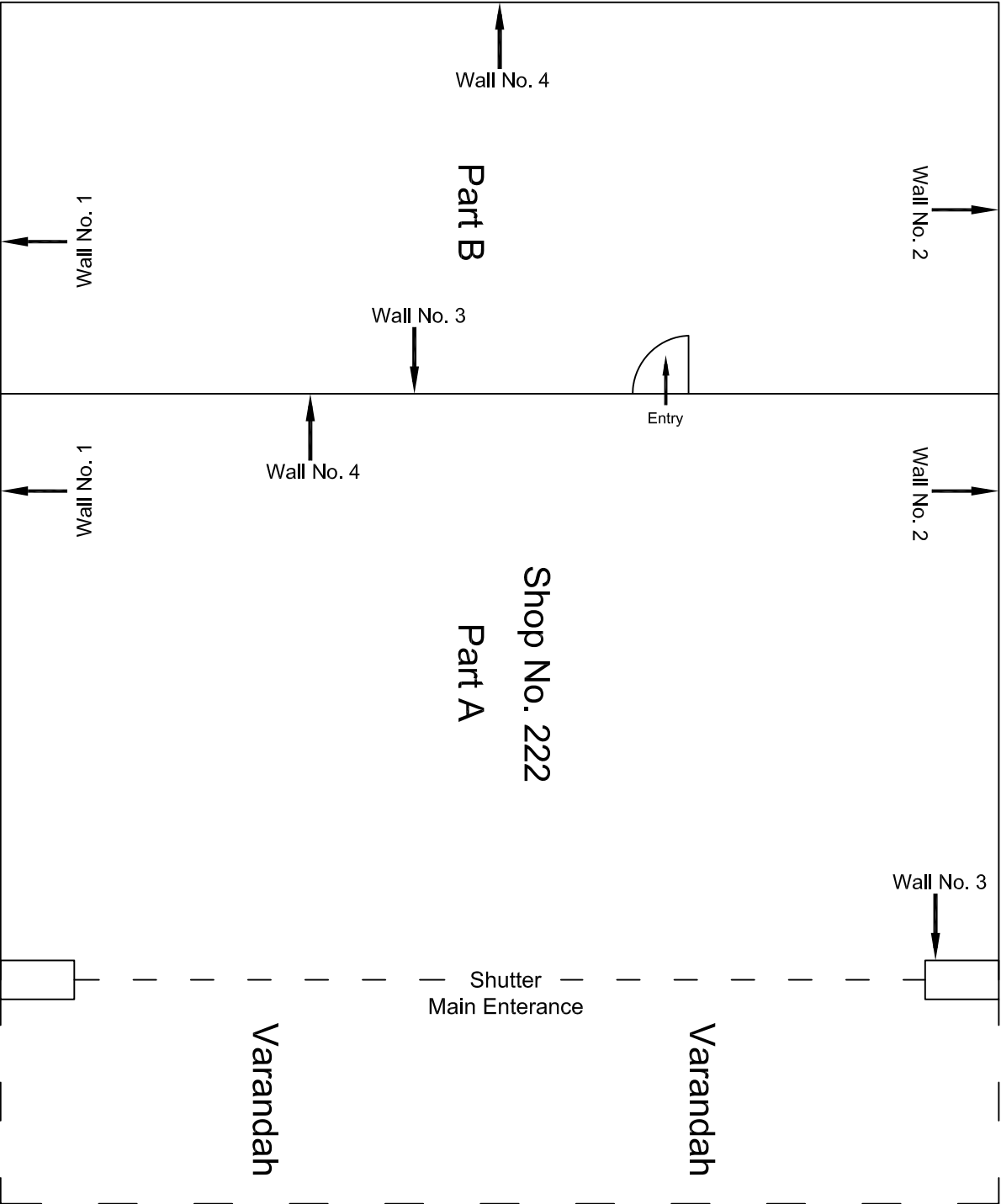
Ground Floor Plan

					CONSULTANT:	MAIN CONTRACTOR:	SUB-CONTRACTOR:	PROJECT TITLE:
					OMIKRON KAPPA - INDUS	CEC	AIMIL LIMITED	Design and Construction of Tunnel between Chandpole & Badi Choupar and reversal line by Shield TBM, Underground Metro Stations at Choti Choupar and Badi Choupar by Cut & Cover methods on East West Corridor of Jaipur Metro Phase 1B
					CONSULTRANS JV			
					CLIENT:	CONTRACT:		
					DMRC/JMRC	Jaipur Metro Phase 1B		
00		NP	Dt. PRC	16.11.2013				DRAWING TITLE:
								Ground Floor Plan of Shop
								No. 226, Mohanlal Aggarwal
Revision	Description of Revision	Drawn By	Approved By	Date				DRAWING NO.:
								AIMIL/ESG/12315/ CC-BC-DN-0041-226 / 01
								SCALE:
								Not to Scale
								REVISION:
								R0



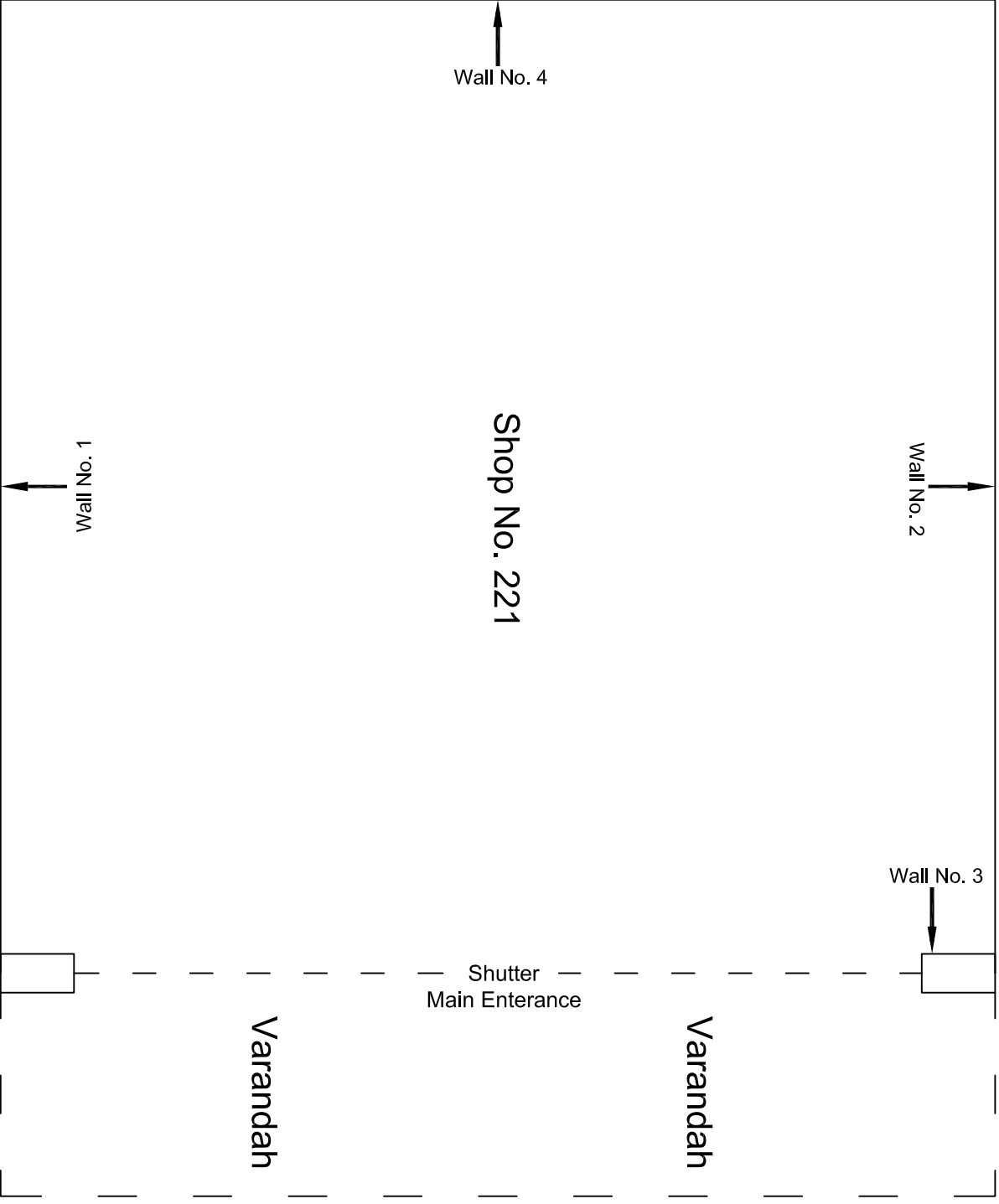
Ground Floor Plan

					CONSULTANT:	MAIN CONTRACTOR:	SUB-CONTRACTOR:	PROJECT TITLE:		
					OMIKRON KAPPA - INDUS CONSULTRANS JV	CEC	AIMIL LIMITED	Design and Construction of Tunnel between Chandpole & Badi Choupar and reversal line by Shield TBM, Underground Metro Stations at Choti Choupar and Badi Choupar by Cut & Cover methods on East West Corridor of Jaipur Metro Phase 1B		
					CLIENT: DMRC/JMRC	CONTRACT: Jaipur Metro Phase 1B		DRAWING TITLE: Ground Floor Plan of Shop No. 224		
00		NP	Dt. PRC	16.11.2013				DRAWING NO.: AIMIL/ESG/12315/ CC-BC-DN-0042-224 / 01		
Revision	Description of Revision	Drawn By	Approved By	Date				SCALE: Not to Scale	REVISION: R0	



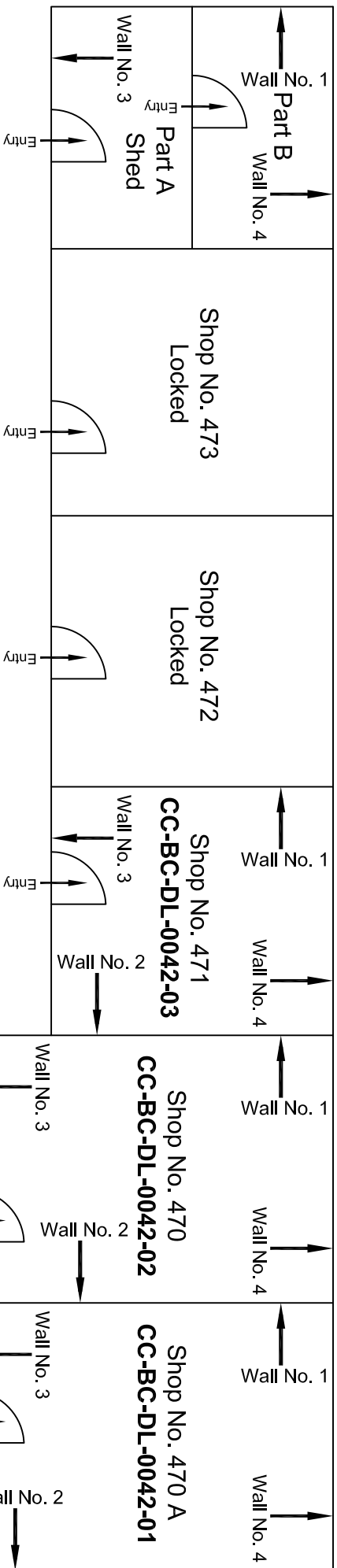
Ground Floor Plan

					CONSULTANT: OMIKRON KAPPA - INDUS CONSULTRANS JV	MAIN CONTRACTOR: CEC	SUB-CONTRACTOR: AIMIL LIMITED	PROJECT TITLE: Design and Construction of Tunnel between Chandpole & Badi Chouper and reversal line by Shield TBM, Underground Metro Stations at Choti Choupar and Badi Choupar by Cut & Cover methods on East West Corridor of Jaipur Metro Phase 1B			
					CLIENT: DMRC/JMRC	CONTRACT: Jaipur Metro Phase 1B		DRAWING TITLE: Ground Floor Plan of Shop No. 222		DRAWING NO.: AIMIL/ESG/12315/ CC-BC-DN-0042-222 / 01	
00		NP	Dt. PRC	16.11.2013				SCALE: Not to Scale	REVISION: R0		
Revision	Description of Revision	Drawn By	Approved By	Date							

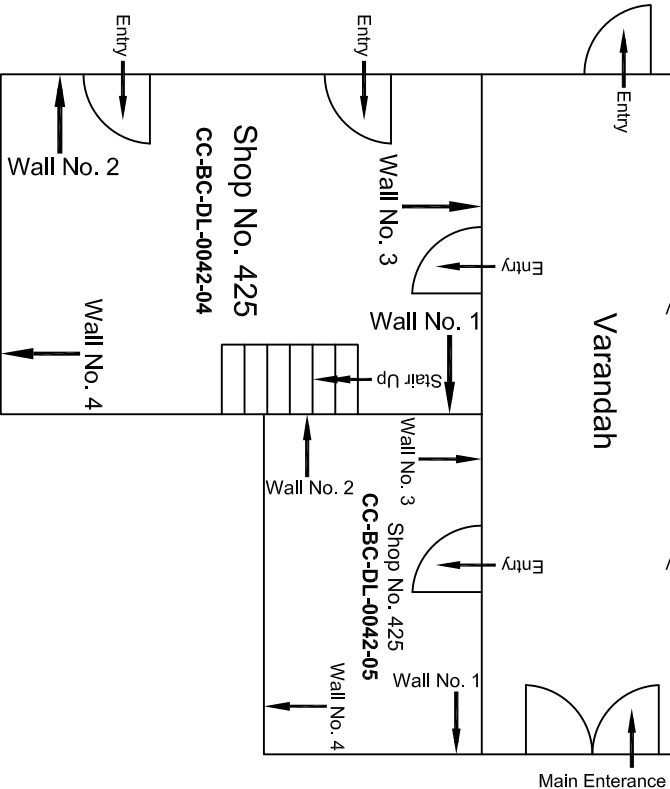


Ground Floor Plan

					CONSULTANT:	MAIN CONTRACTOR:	SUB-CONTRACTOR:	PROJECT TITLE:		
					OMIKRON KAPPA - INDUS	CEC	AIMIL LIMITED	Design and Construction of Tunnel between Chandpole & Badi Choupar and reversal line by Shield TBM, Underground Metro Stations at Choti Choupar and Badi Choupar by Cut & Cover methods on East West Corridor of Jaipur Metro Phase 1B		
					CONSULTRANS JV					
					CLIENT:	CONTRACT:		DRAWING TITLE:		
					DMRC/JMRC	Jaipur Metro Phase 1B		DRAWING NO.: AIMIL/ESG/12315/ CC-BC-DN-0042-221 / 01		
00		NP	Dt. PRC	16.11.2013				SCALE: Not to Scale		
Revision	Description of Revision	Drawn By	Approved By	Date				REVISION: R0		

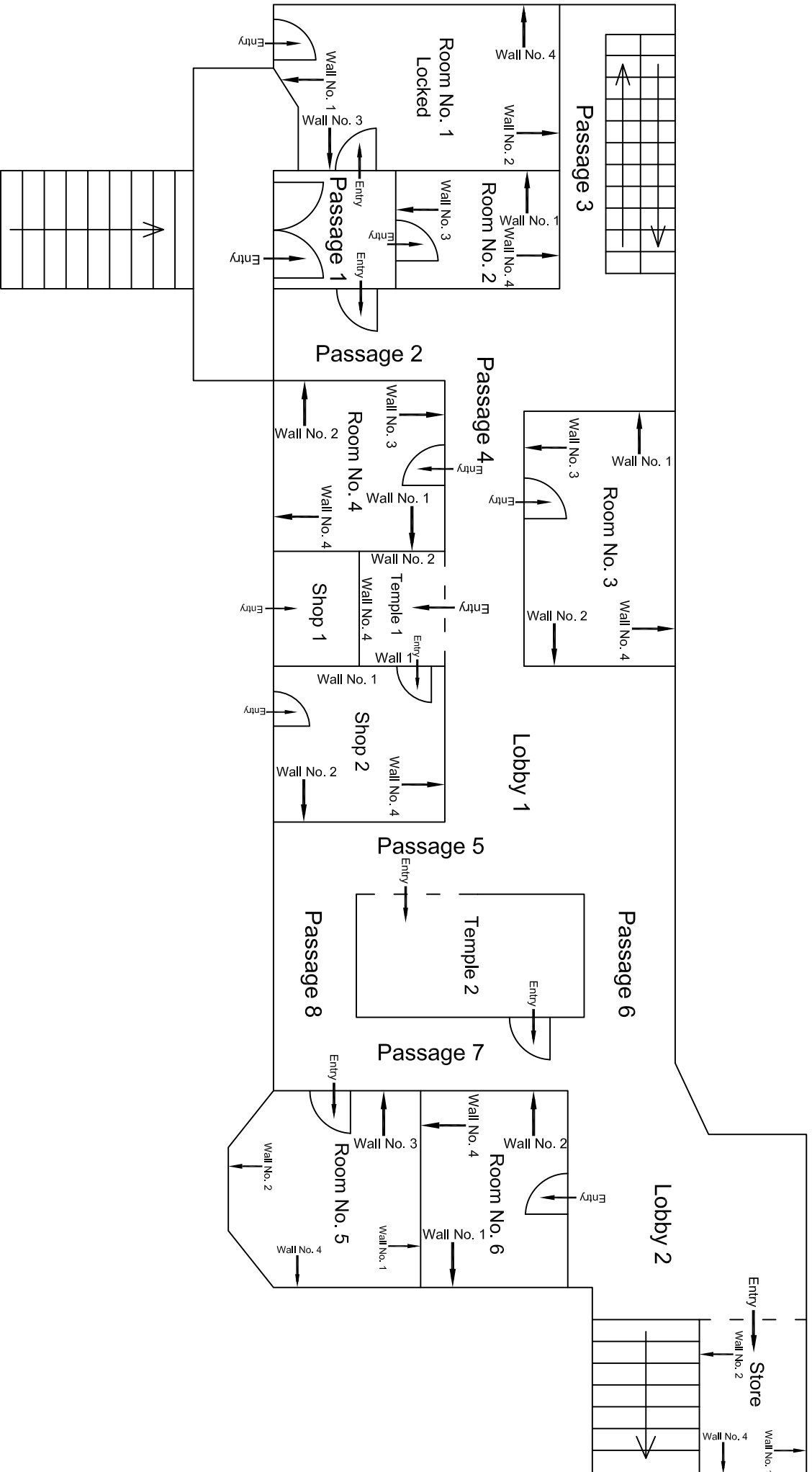


Way of Hanuman Ji Ki Gali



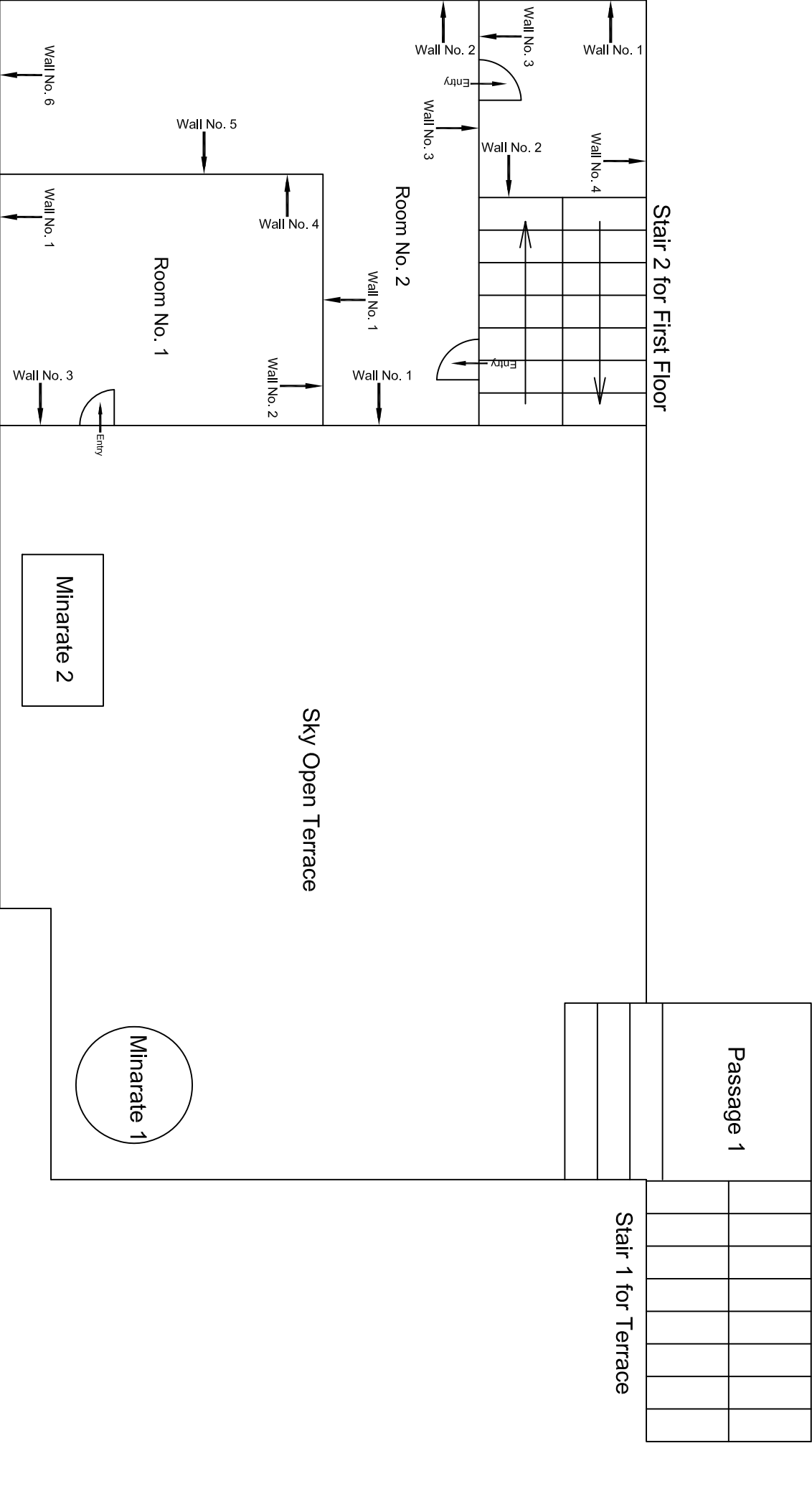
Ground Floor Plan

[illegible]



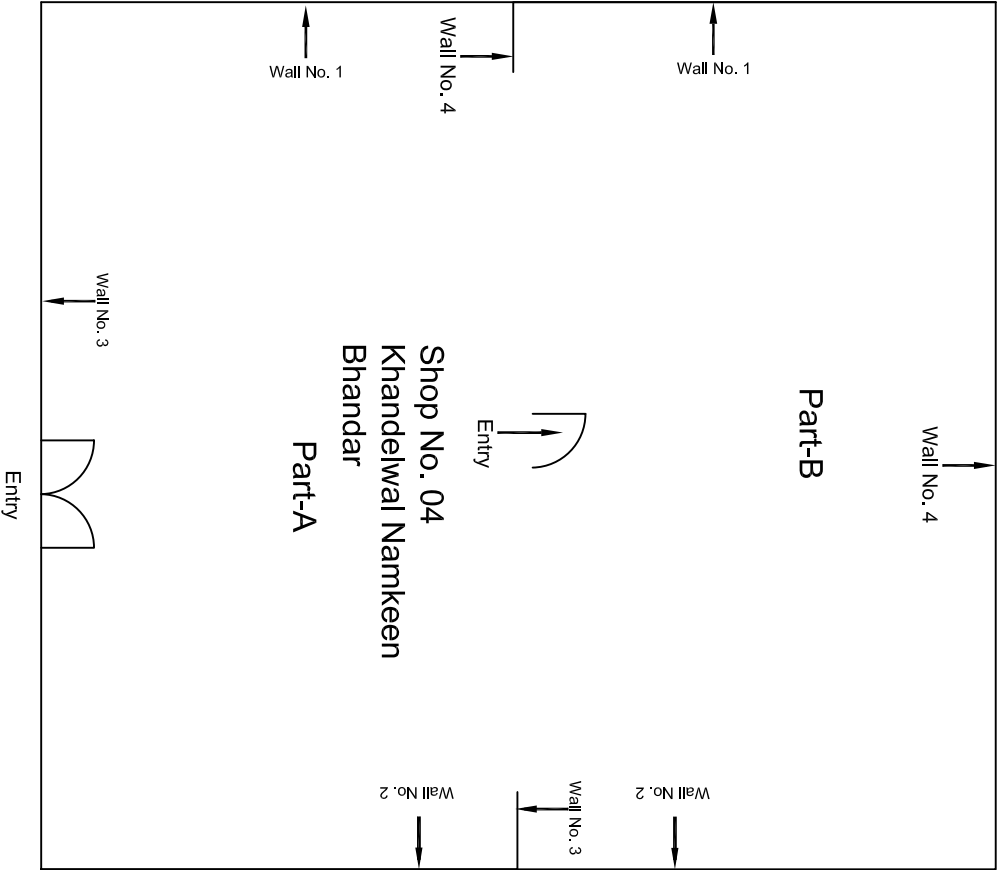
First Floor Plan

					CONSULTANT: OMIKRON KAPPA - INDUS CONSULTRANS JV	MAIN CONTRACTOR: CEC	SUB-CONTRACTOR: AIMIL LIMITED	PROJECT TITLE: Design and Construction of Tunnel between Chandpole & Badi Choupar and reversal line by Shield TBM, Underground Metro Stations at Choti Choupar and Badi Choupar by Cut & Cover methods on East West Corridor of Jaipur Metro Phase 1B
					CLIENT: DMRC/JMRC	CONTRACT: Jaipur Metro Phase 1B		DRAWING NO.: AIMIL/ESG/12315/- CC-BG-DN-0042-FE-SF / 01
00		NP	D. PRC	16.11.2013				SCALE: Not to Scale
Revision	Description of Revision	Drawn By	Approved By	Date				REVISION: R0



First Floor Plan

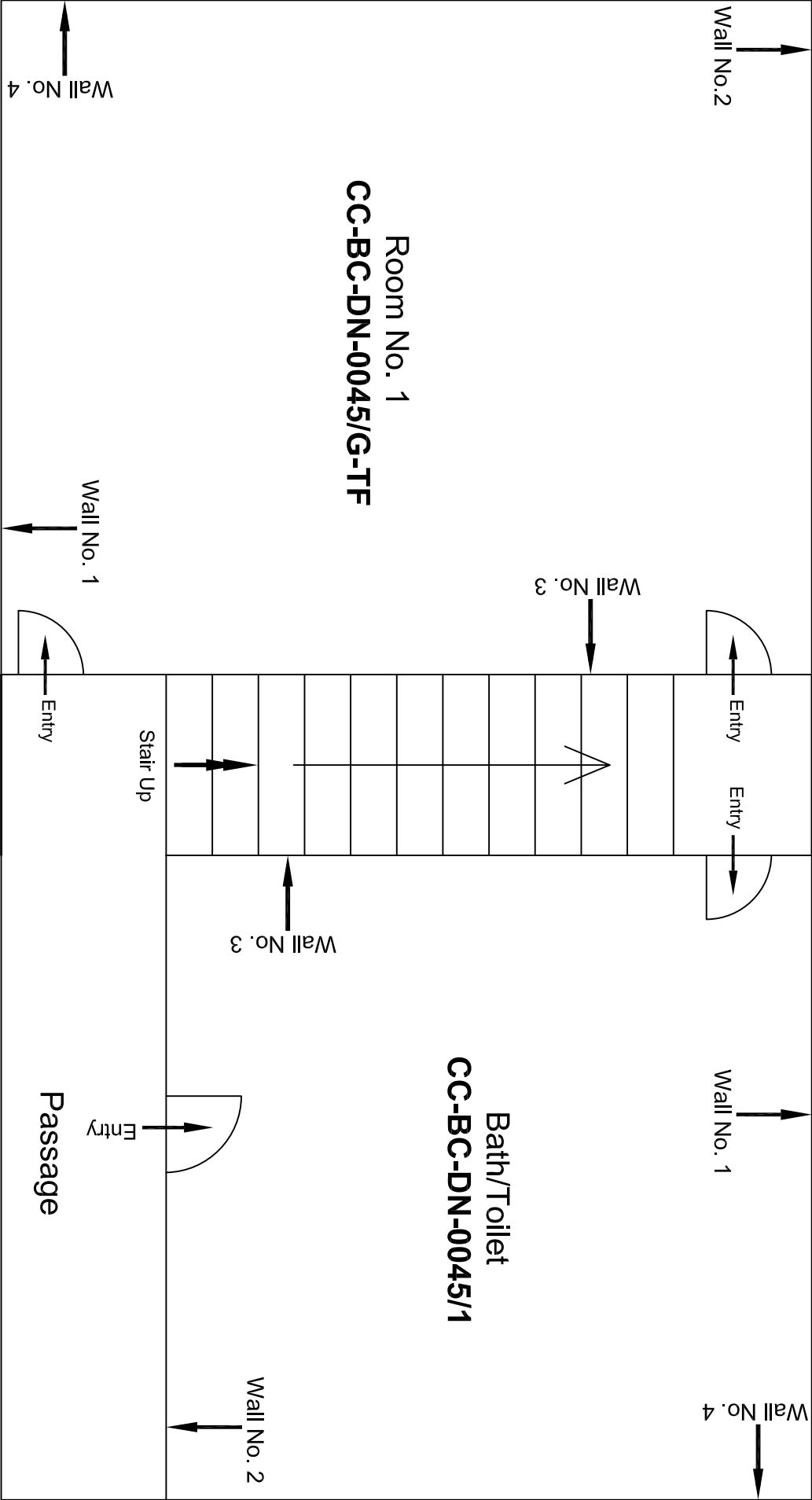
				CONSULTANT:	MAIN CONTRACTOR:	SUB-CONTRACTOR:	PROJECT TITLE:		
				OMIKRON KAPPA - INDUS	CEC	AIMIL LIMITED	Design and Construction of Tunnel between Chandpole & Badi Choupar and reversal line by Shield TBM, Underground Metro Stations at Choti Choupar and Badi Choupar by Cut & Cover methods on East West Corridor of Jaipur Metro Phase 1B		
				CONSULTTRANS JV					
				CLIENT:	CONTRACT:		DRAWING TITLE:	DRAWING NO.:	
				DMRC/JMRC	Jaipur Metro Phase 1B		First Floor Plan of House No. 429, Safed Hathyo Ka Mandir	AIMIL/ESG/12315/ CC-BC-DN-0042-FF-SF / 01	
00		NP	Dr. PRC	16.11.2013				SCALE:	REVISION:
Revision	Description of Revision	Drawn By	Approved By	Date				Not to Scale	R0



Hanumanji ka Rasta

Ground Floor Plan

					CONSULTANT: OMIKRON KAPPA-INDUS CONSULTTRANS JV	MAIN CONTRACTOR: CEC	SUB-CONTRACTOR: AIMIL LIMITED	PROJECT TITLE: Design and Construction of Tunnel between Chandpole & Badi Choupar and reversal line by Shield TBM, Underground Metro Stations at Choti Choupar and Badi Choupar by Cut & Cover methods on East West Corridor of Jaipur Metro Phase 1B	
					CLIENT: DMRC/JMRC	CONTRACT: Jaipur Metro Phase 1B		DRAWING TITLE: Ground Floor Plan of Khandelwal Namkeen Bhandar, Hanumanji Ka Rasta, Choti Choupar	DRAWING NO.: AIMIL/ESG/12315/ CC-BC-DN-0044 /04 / 01
00		NP	Dr. PRC	16.11.2013				SCALE: Not to Scale	REVISION: R0
Revision	Description of Revision	Drawn By	Approved By	Date					

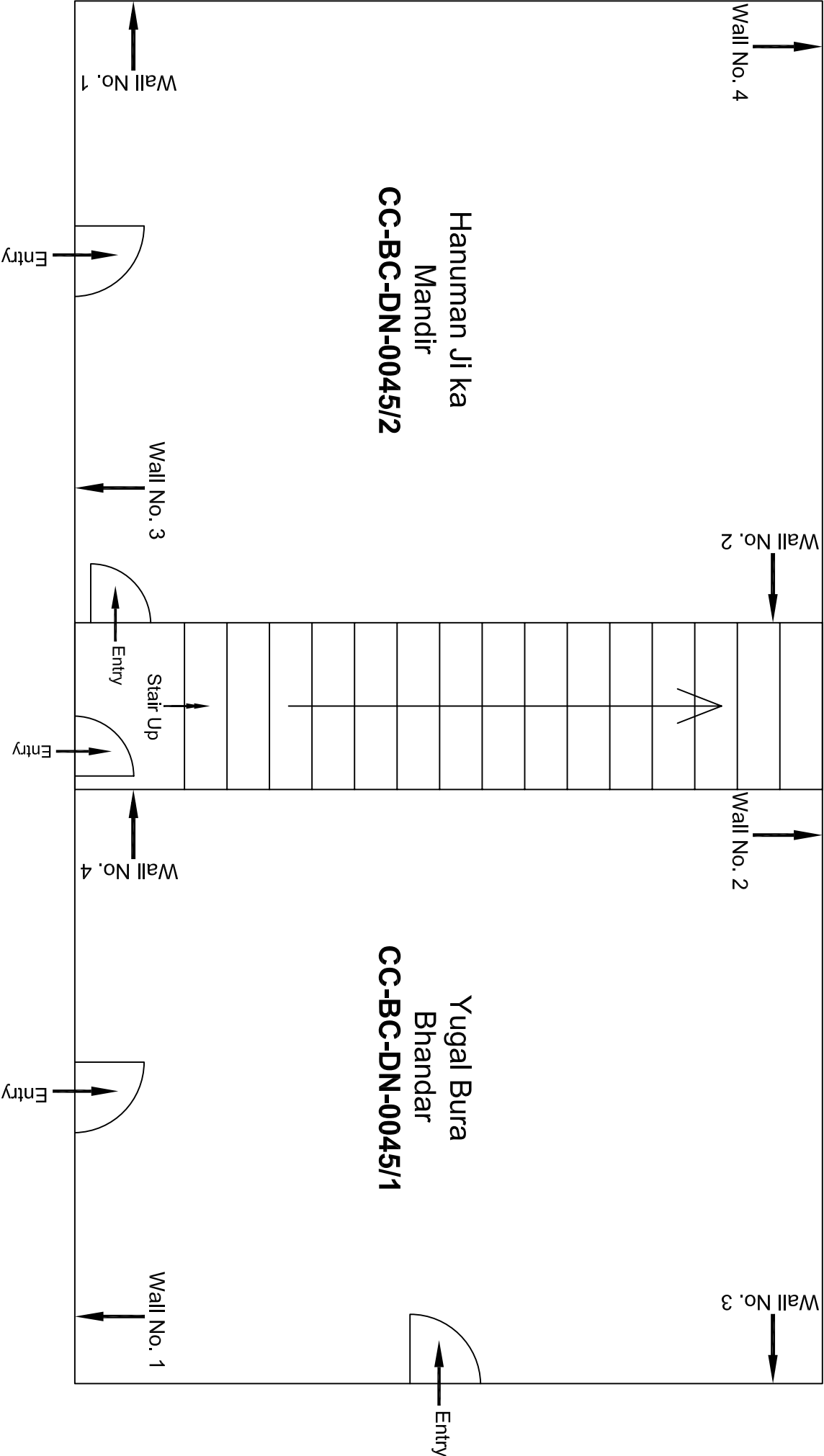


Room No. 1
CC-BC-DN-0045/G-TF

Bath/Toilet
CC-BC-DN-0045/1

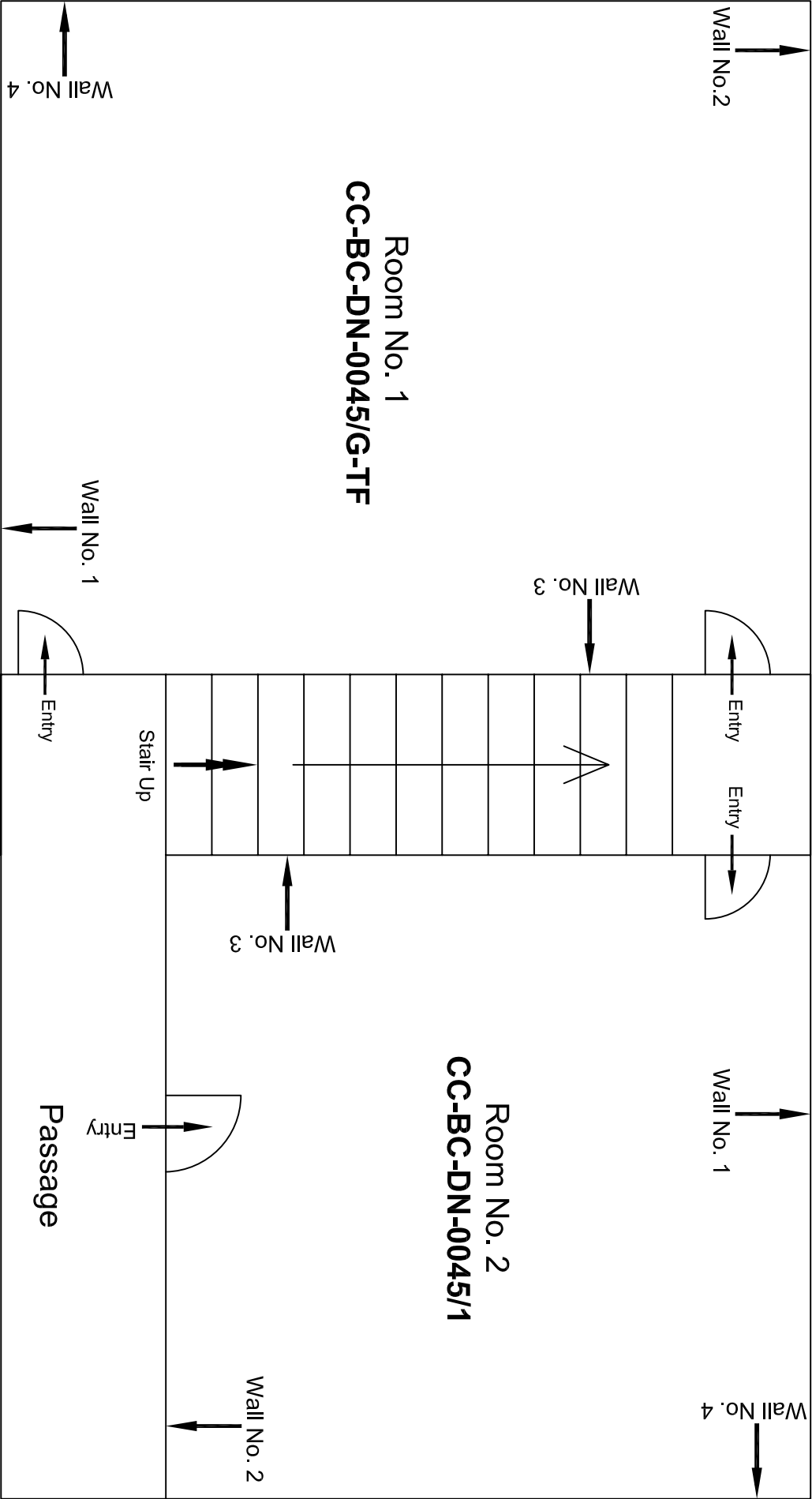
Second Floor Plan

				CONSULTANT:	MAIN CONTRACTOR:	SUB-CONTRACTOR:	PROJECT TITLE:		
				OMIKRON KAPPA - INDUS	CEC	AIMIL LIMITED	Design and Construction of Tunnel between Chandpole & Badi Choupar and reversal line by Shield TBM, Underground Metro Stations at Choti Choupar and Badi Choupar by Cut & Cover methods on East West Corridor of Jaipur Metro Phase 1B		
				CONSULTRANS JV			DRAWING TITLE:		
				CLIENT:	CONTRACT:		Second Floor Plan of		
				DMRC/JMRC	Jaipur Metro Phase 1B		House No. 475 Jugal		
00		NP	Dr. PRC	16.11.2013			DRAWING NO.:		
Revision	Description of Revision	Drawn By	Approved By	Date			AIMIL/ESG/12315/ CC-BC-DN-0045 /03		
							SCALE:		
							Not to Scale		
							REVISION:		
							R0		



Ground Floor Plan

00								
Revision	Description of Revision	Drawn By	Approved By	Date				
					CONSULTANT:	MAIN CONTRACTOR:	SUB-CONTRACTOR:	
					OMIKRON KAPPA - INDUS	CEC	AIMIL LIMITED	
					CONSULTTRANS JV			
					CLIENT:	CONTRACT:		
					DMRC/JMRC	Jaipur Metro Phase 1B		
							PROJECT TITLE:	
							Design and Construction of Tunnel between Chandpole & Badli Chouper and reversal line by Shield TBM, Underground Metro Stations at Choti Choupar and Badli Choupar by Cut & Cover methods on East West Corridor of Jaipur Metro Phase 1B	
							DRAWING TITLE:	DRAWING NO.:
							Ground Floor Plan of House No. 475 Jugal Bura Bhandar	AIML/ESG/12315/ CC-BC-DN-0045 /01
							SCALE:	REVISION:
							Not to Scale	R0



Entry

First Floor Plan

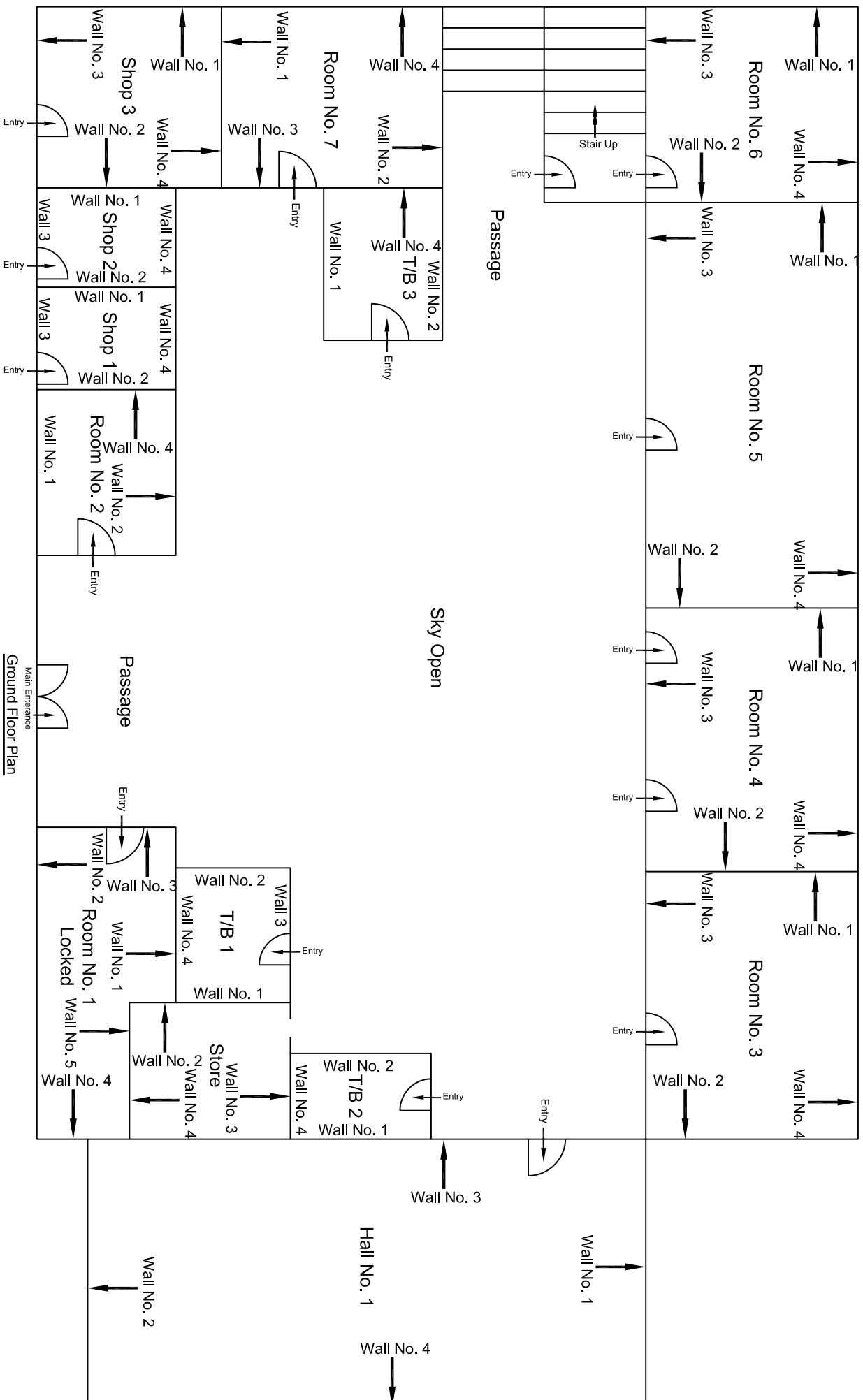
					CONSULTANT: OMIKRON KAPPA - INDUS CONSULTRANS JV		MAIN CONTRACTOR: CEC		SUB-CONTRACTOR: AIMIL LIMITED		PROJECT TITLE: Design and Construction of Tunnel between Chandpole & Badi Choupar and reversal line by Shield TBM, Underground Metro Stations at Choti Choupar and Badi Choupar by Cut & Cover methods on East West Corridor of Jaipur Metro Phase 1B		
					CLIENT: DMRC/JMRC		CONTRACT: Jaipur Metro Phase 1B		DRAWING TITLE: First Floor Plan of House No. 475 Jugal Bura Bhandar				
00					NP		Dr. PRC		16.11.2013				
Revision	Description of Revision	Drawn By	Approved By	Date									

Room No. 2
CC-BC-DN-0045/1

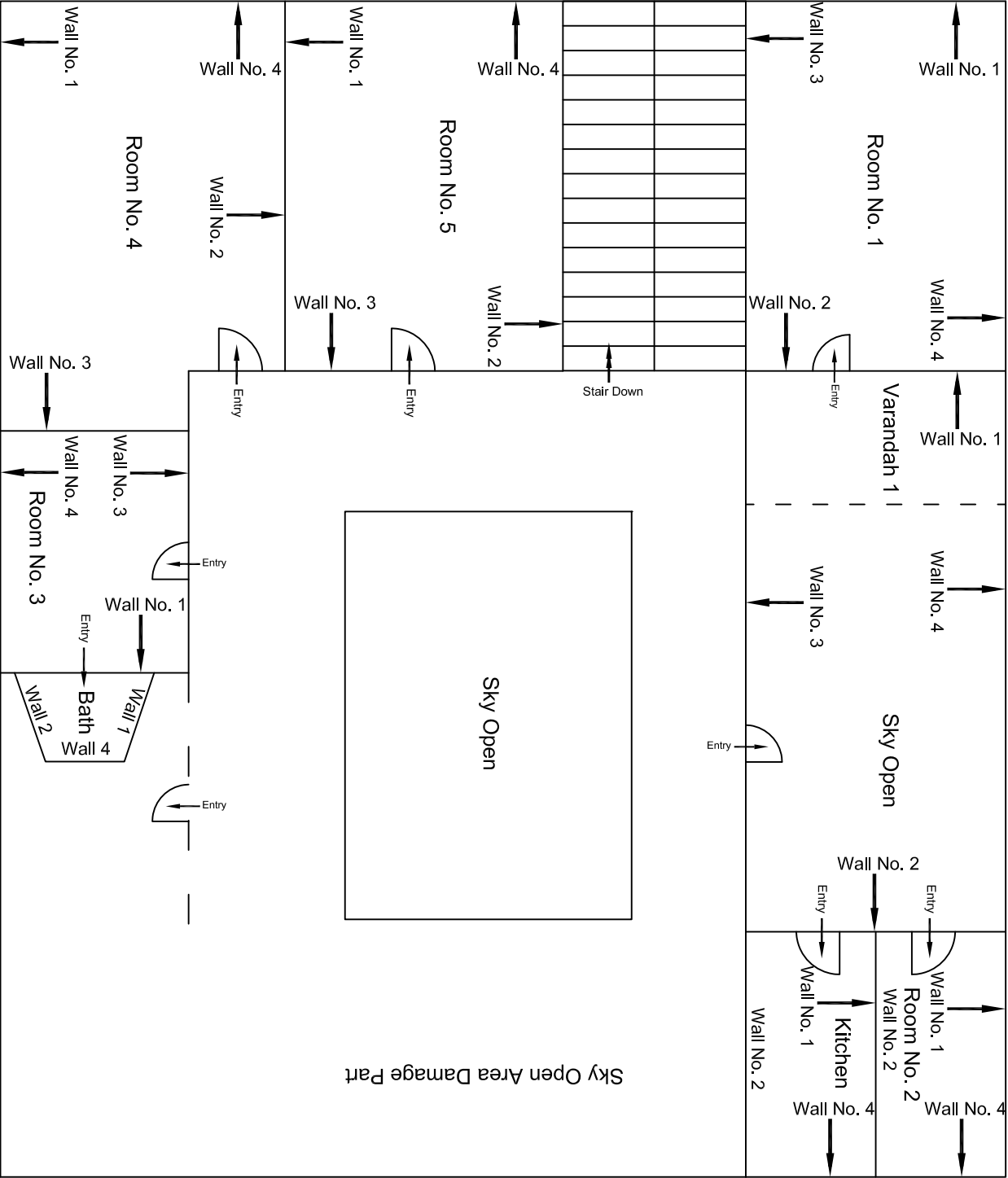
Room No. 1
CC-BC-DN-0045/G-TF

Stair Up

Passage



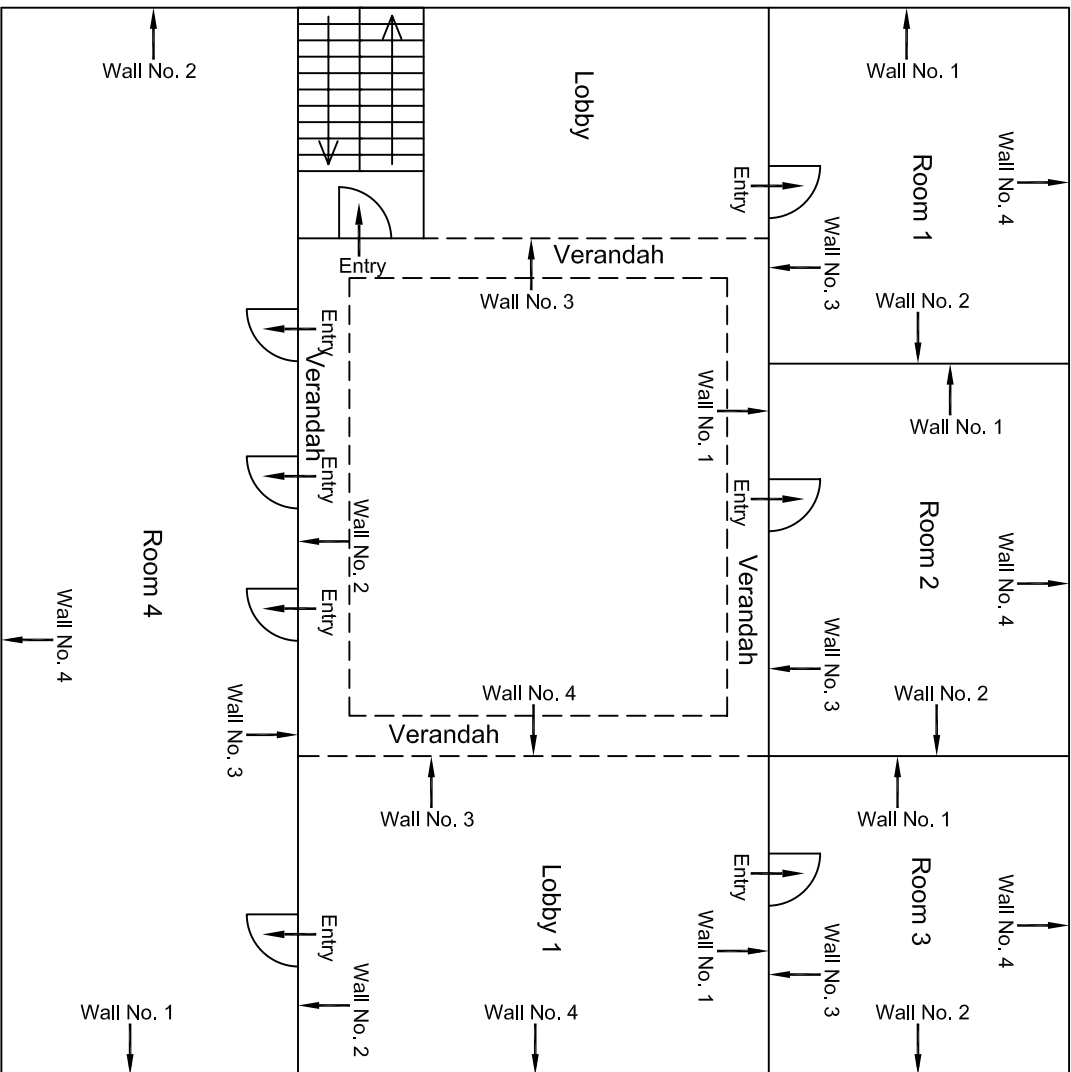
					CONSULTANT: OMIKRON KAPPA - INDUS CONSULTANTS JV	MAIN CONTRACTOR: CEC	SUB-CONTRACTOR: AIMIL LIMITED	PROJECT TITLE: Design and Construction of Tunnel between Chandpole & Badi Choupar and reversal line by Shield TBM, Underground Metro Stations at Choti Choupar and Badi Choupar by Cut & Cover methods on East West Corridor of Jaipur Metro Phase 1B
					CLIENT: DMRC/JMRC	CONTRACT: Jaipur Metro Phase 1B		DRAWING TITLE: Ground Floor Plan of House No. 478
								DRAWING NO.: AIMIL/ESG/12315/ CC-BG-DN-0046-GF-SF /0
00		NP	Dr. PRC	16.11.2013				SCALE: Not to Scale
Revision	Description of Revision	Drawn By	Approved By	Date				REVISION: R0



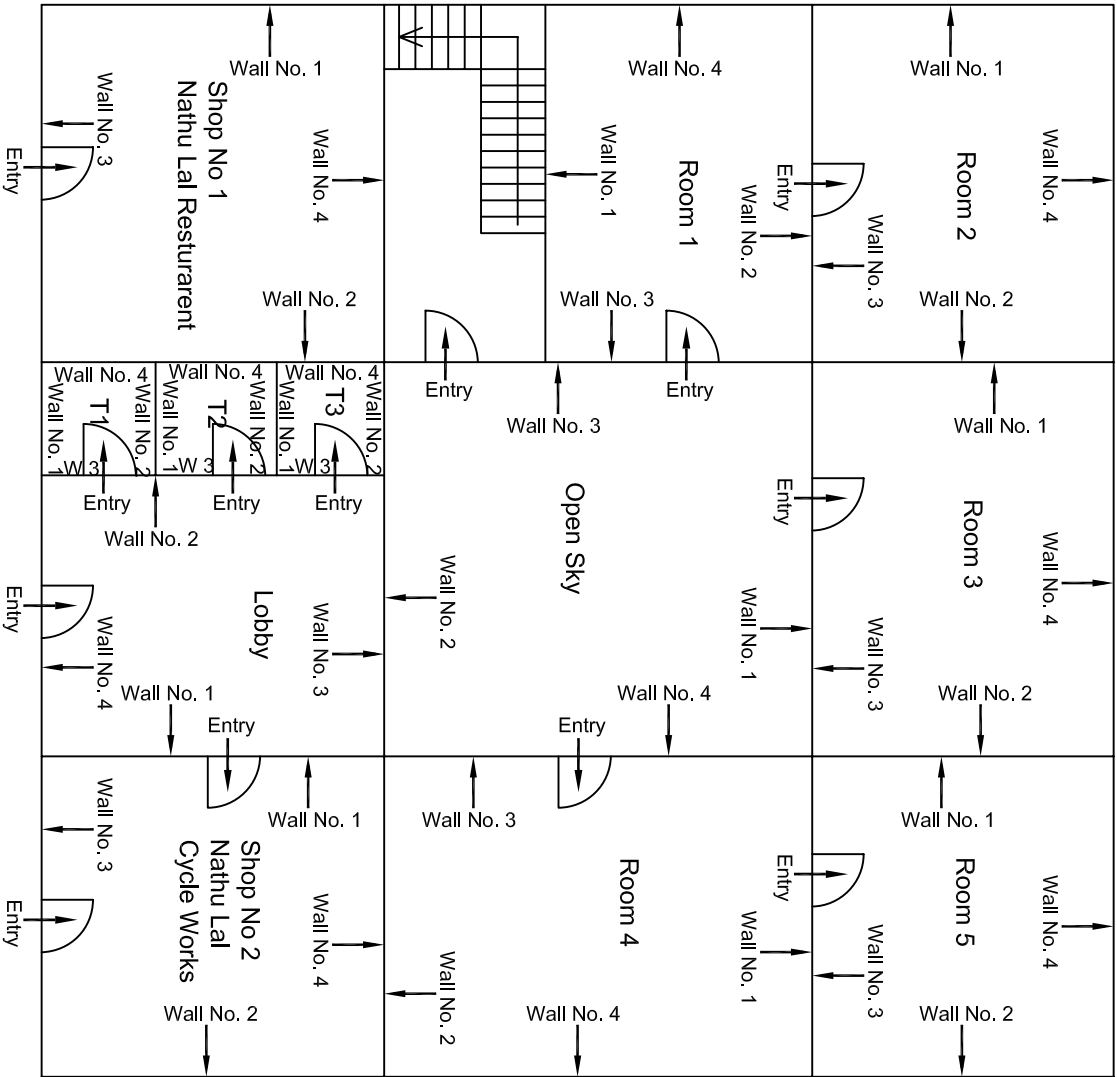
Second Floor Plan

						CONSULTANT:		MAIN CONTRACTOR:		SUB-CONTRACTOR:		PROJECT TITLE:	
						OMIKRON KAPPA - INDUS CONSULTTRANS JV		CEC		AIMIL LIMITED		Design and Construction of Tunnel between Chandpole & Badli Choupar and reversal line by Shield TBM, Underground Metro Stations at Chaiti Choupar and Badli Choupar by Cut & Cover methods on East West Corridor of Jaipur Metro Phase 1B	
						CLIENT:		CONTRACT:					
						DMRC/JMRC		Jaipur Metro Phase 1B					
00		NP	Dr. PRC	16.11.2013								DRAWING TITLE: Second Floor Plan of House No. 478	
Revision	Description of Revision	Drawn By	Approved By	Date								DRAWING NO.: AIMIL/ESG/12315// CC-BC-DN-0046-GF-SF /03	
												SCALE: Not to Scale	
												REVISION: R0	

					CONSULTANT: OMIKRON KAPPA-INDUS CONSULTRANS JV	MAIN CONTRACTOR: CEC	SUB-CONTRACTOR: AIMIL LIMITED	PROJECT TITLE: Design and Construction of Tunnel between Chandpole & Badi Choupar and reversal line by Shield TBM, Underground Metro Stations at Choti Choupar and Badi Choupar by Cut & Cover methods on East West Corridor of Jaipur Metro Phase 1B
					CLIENT: DMRC/JMRC	CONTRACT: Jaipur Metro Phase 1B		DRAWING TITLE: Second Floor Plan of House NO. 479 Sitaram Ji ka Mandir Tipolia Bazar
								DRAWING NO.: AIMIL/ESG/12315/ SCALE: Not to Scale
00		NP	D. PRC	16.11.2013				
Revision	Description of Revision	Drawn By	Approved By	Date				

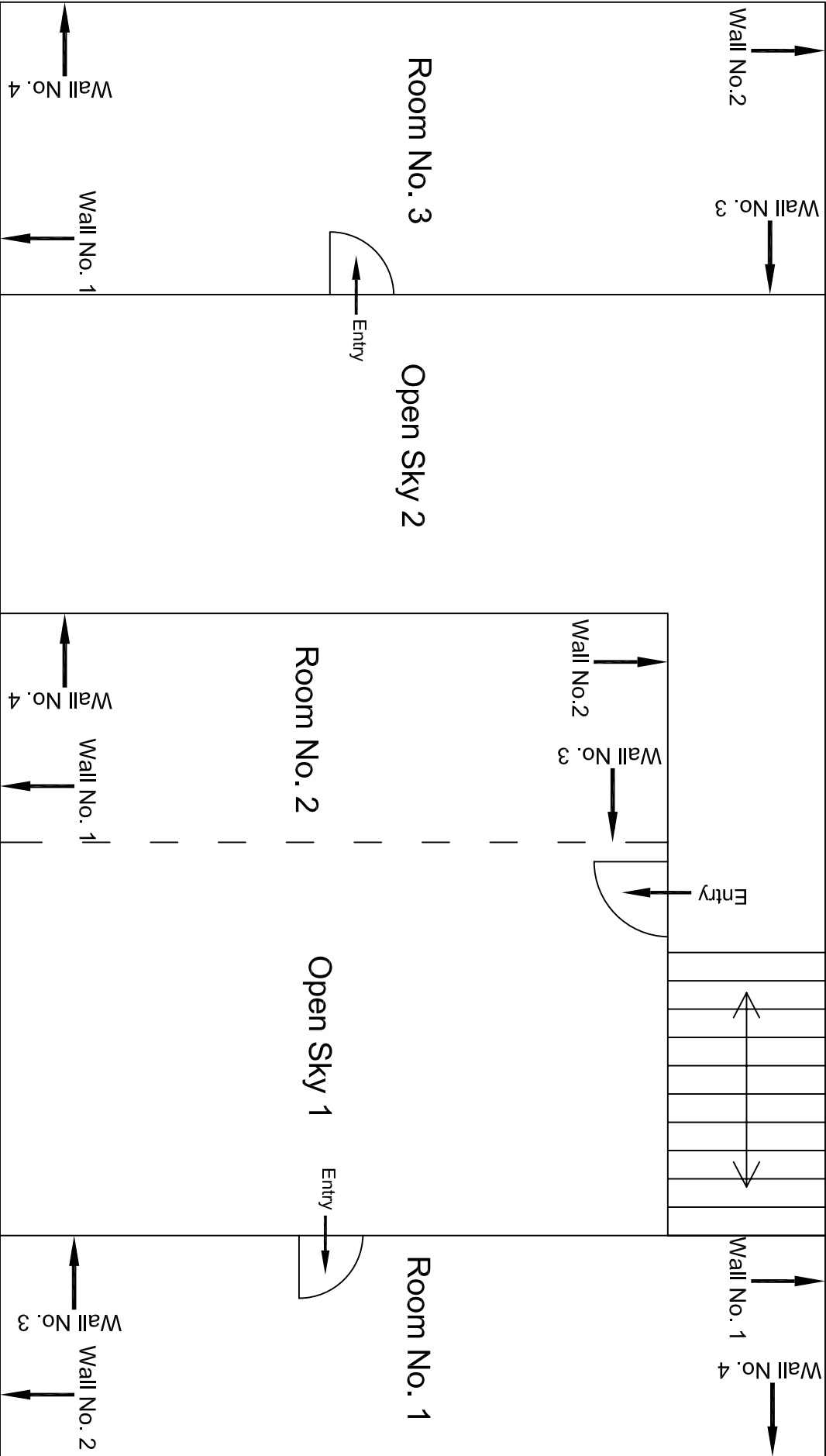


Second Floor Plan



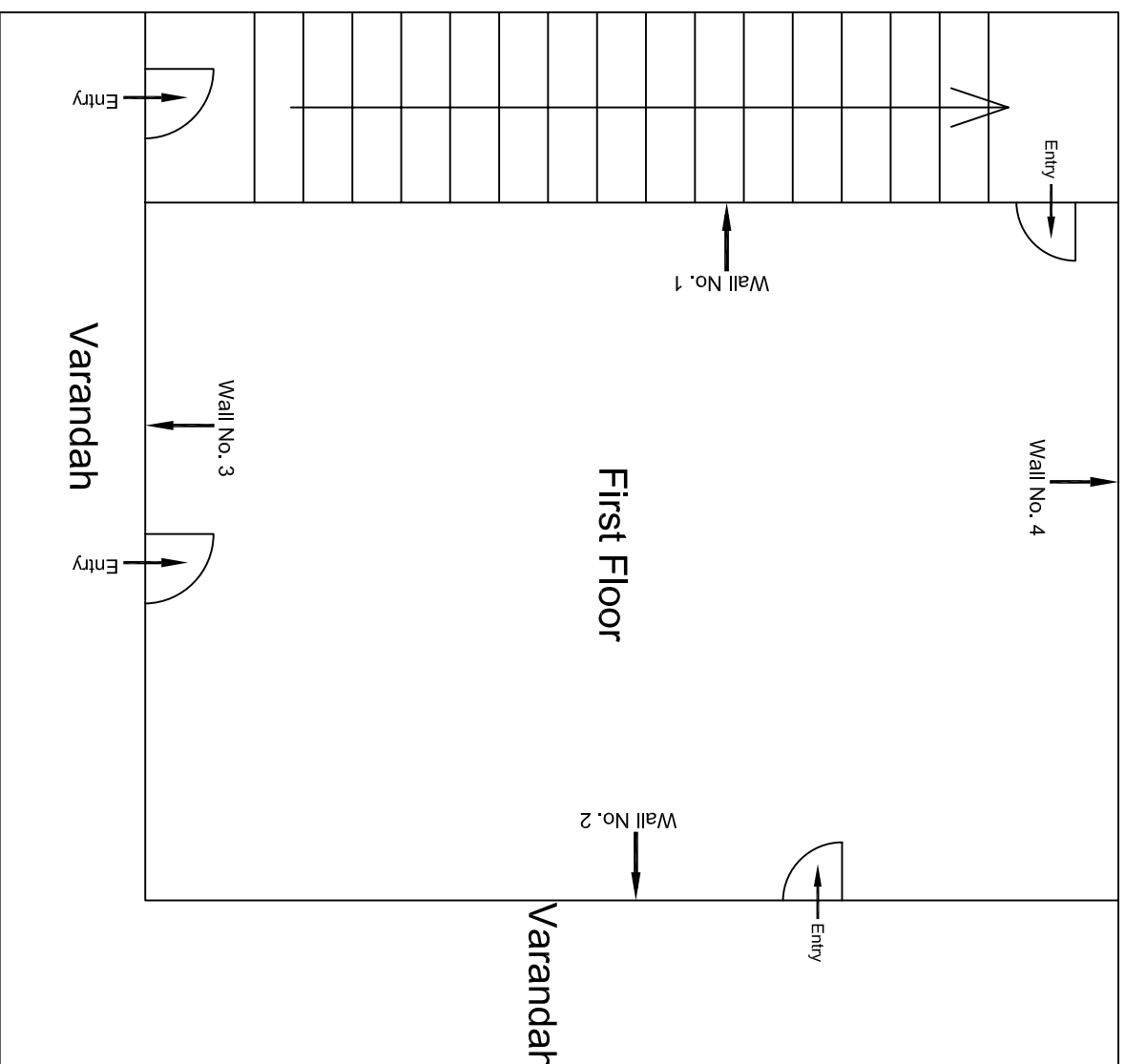
Ground Floor Plan

00									
Revision	Description of Revision	Drawn By	Approved By	Date					
					CONSULTANT:	MAIN CONTRACTOR:	SUB-CONTRACTOR:	PROJECT TITLE:	
					OMIKRON KAPPA-INDUS	CEC	AIMIL LIMITED	Design and Construction of Tunnel between Chandpole & Badli Chouper and reversal line by Shield TBM, Underground Metro Stations at Choti Choupar and Badli Choupar by Cut & Cover methods on East West Corridor of Jaipur Metro Phase 1B	
					CONSULTRANS JV			DRAWING TITLE:	
					CLIENT:	CONTRACT:		Ground Floor Plan of House NO. 479 Staram Ji ka Mandir Tripoliya Bazar	
					DMRC/JMRC	Jaipur Metro Phase 1B		DRAWING NO.:	
								AIMIL/ESG/12315/ CC-BC-DN-0051/GF/SF/ 01	
					NP	Dr. PRC	16.11.2013	SCALE:	
								Not to Scale	
								REVISION:	
								R0	



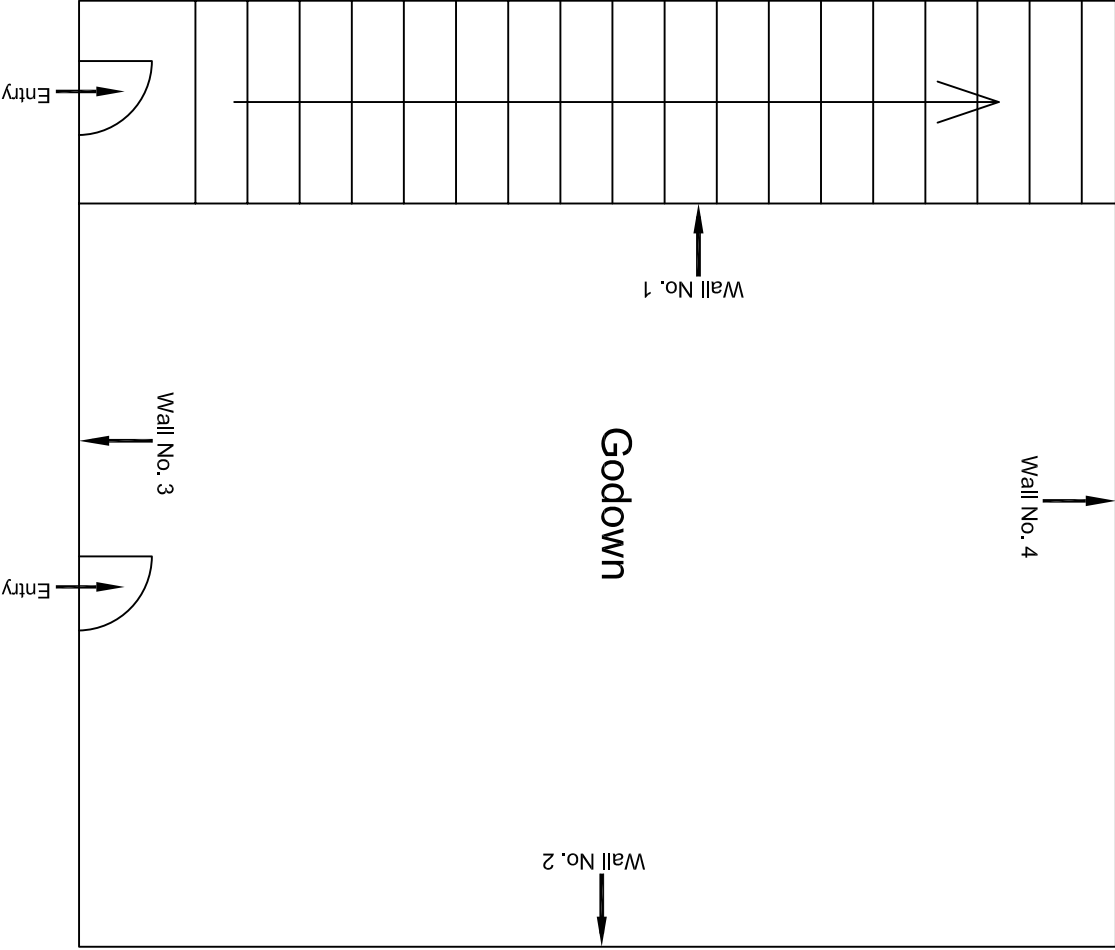
First Floor Plan

00								
Revision	Description of Revision	Drawn By	Approved By	Date	CLIENT: DMRC/JMRC		CONTRACT: Jaipur Metro Phase 1B	PROJECT TITLE: Design and Construction of Tunnel between Chandpole & Badi Choupar and reversal line by Shield TBM. Underground Metro Stations at Choti Choupar and Badi Choupar by Cut & Cover methods on East West Corridor of Jaipur Metro Phase 1B
		CONSULTANT: OMKRON KAPPA - INDUS CONSULTRANS JV		MAIN CONTRACTOR: CEC		SUB-CONTRACTOR: AIMIL LIMITED		DRAWING NO.: AIMIL/ESG/12315/ CC-BC-DN-0052/G-SF /02
		NP		Dr. PRC		16.11.2013		SCALE: Not to Scale
								REVISION: R0



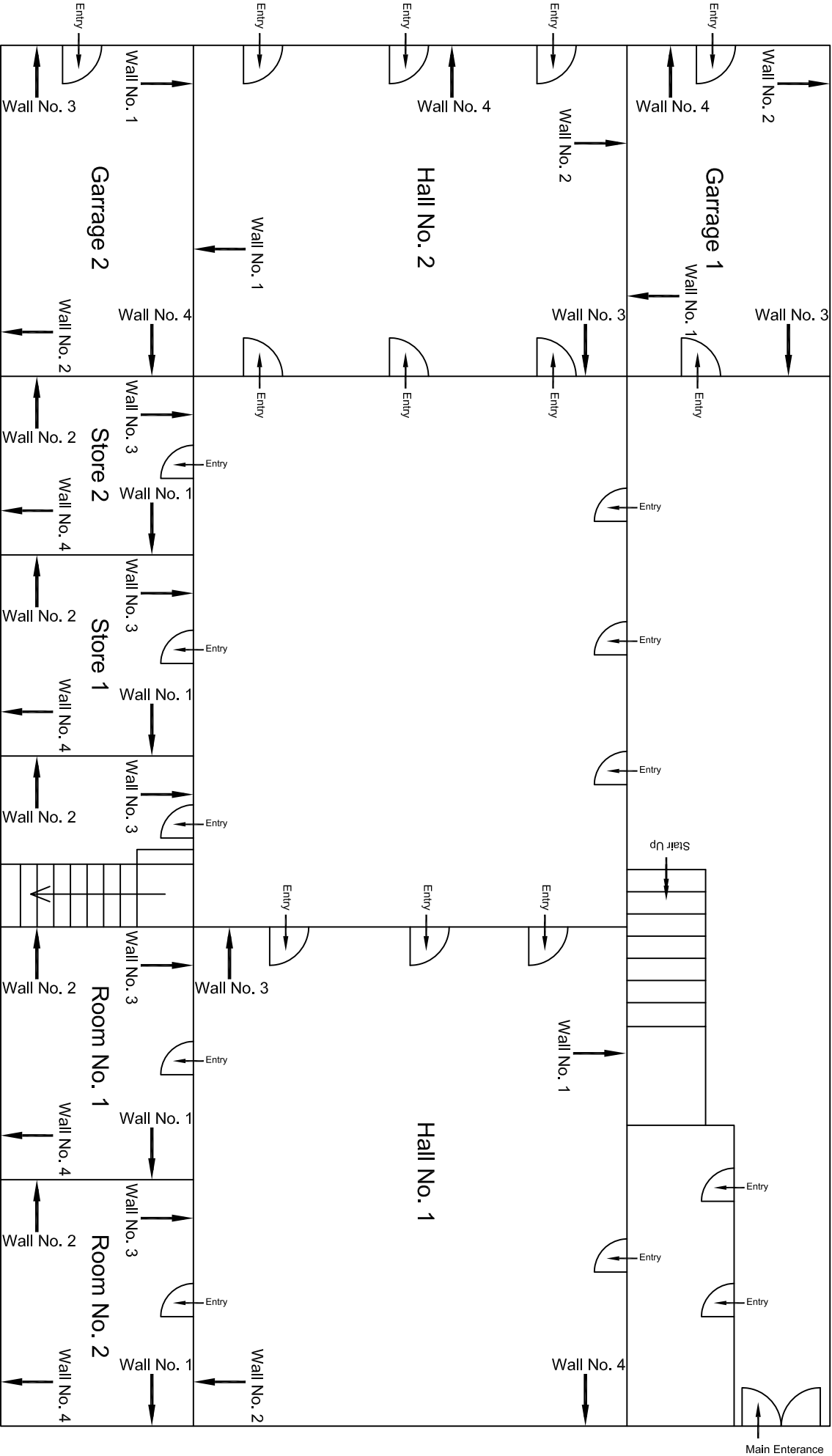
First Floor Plan

[illegible]



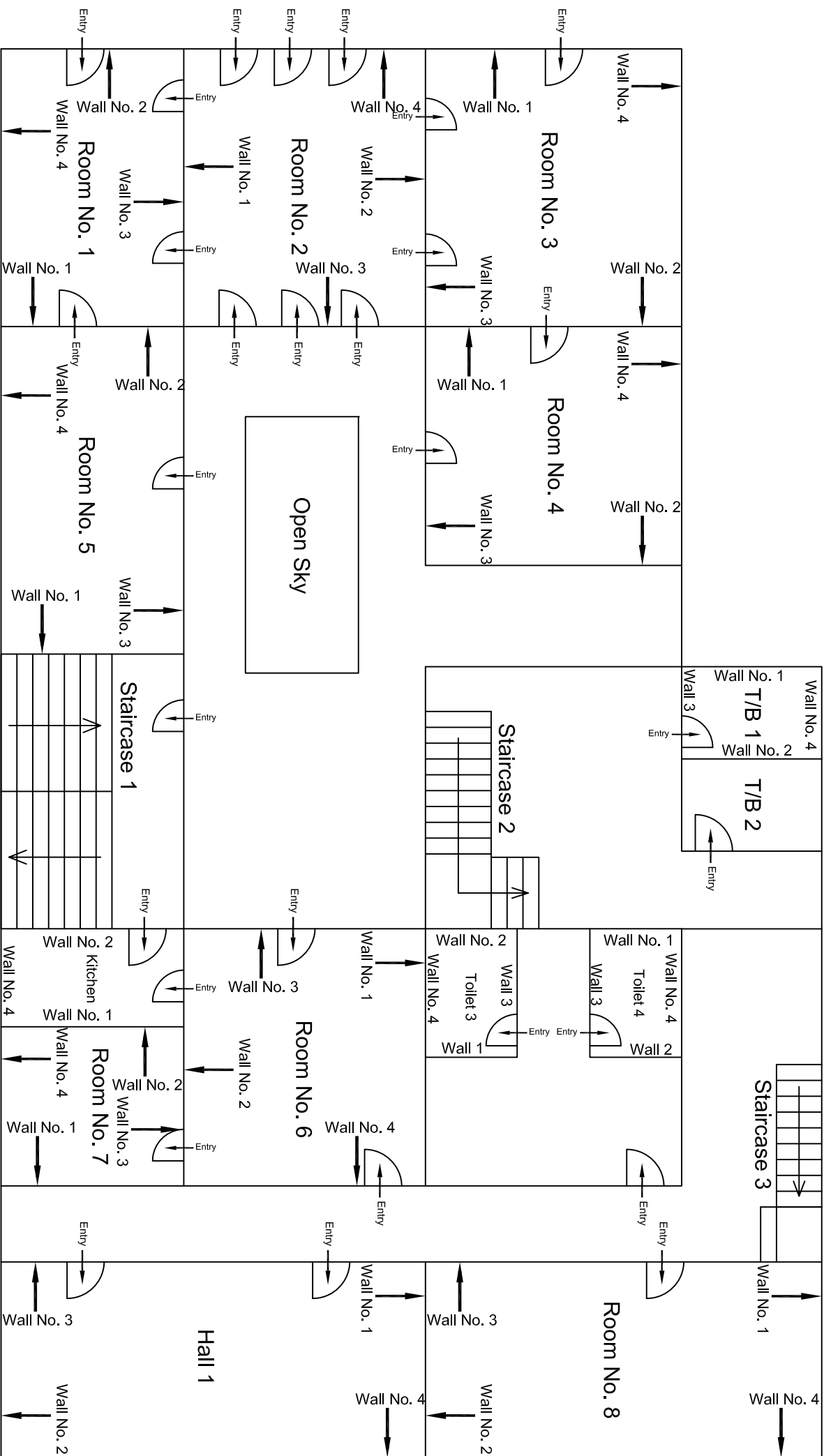
Ground Floor Plan

					CONSULTANT: OMIKRON KAPPA - INDUS CONSULTANTS JV	MAIN CONTRACTOR: CEC	SUB-CONTRACTOR: AIMIL LIMITED	PROJECT TITLE: Design and Construction of Tunnel between Chandpole & Badi Chouper and reversal line by Shield TBM, Underground Metro Stations at Choif Choupar and Badi Choupar by Cut & Cover methods on East West Corridor of Jaipur Metro Phase 1B		
					CLIENT: DMRC/JMRC	CONTRACT: Jaipur Metro Phase 1B		DRAWING TITLE: Ground Floor Plan of House	DRAWING NO.: AIMIL/ESG/12315/ CC-B-C-DN-0053/GF+FF /01	REVISION: R0
00		NP	D. PRC	16.11.2013						
Revision	Description of Revision	Drawn By	Approved By	Date						



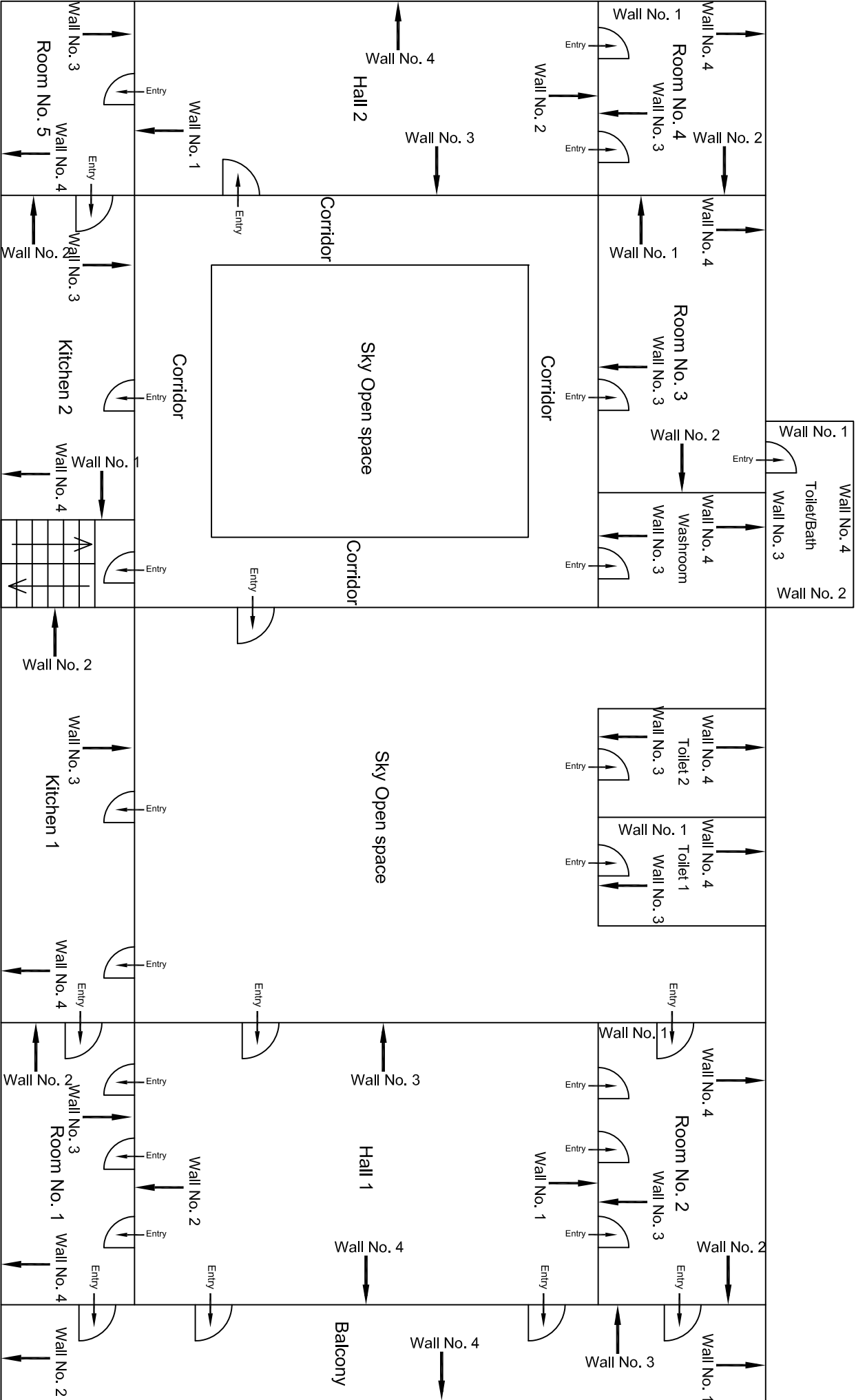
Ground Floor Plan

					CONSULTANT: OMIKRON KAPPA - INDUS CONSULTRANS JV	MAIN CONTRACTOR: CEC	SUB-CONTRACTOR: AIMIL LIMITED	PROJECT TITLE: Design and Construction of Tunnel between Chandpole & Badi Choupar and reversal line by Shield TBM, Underground Metro Stations at Choti Choupar and Badi Choupar by Cut & Cover methods on East West Corridor of Jaipur Metro Phase 1B
					CLIENT: DMRC/JMRC	CONTRACT: Jaipur Metro Phase 1B		DRAWING TITLE: Ground Floor Plan of House No. 481 Above Shop No. 233 - 236
								DRAWING NO.: AIMIL/ESG/12315// CC-BC-DN-0053-GF-TF /01
00		NP	Dr. PRC	16.11.2013				SCALE: Not to Scale
								REVISION: R0
Revision	Description of Revision	Drawn By	Approved By	Date				



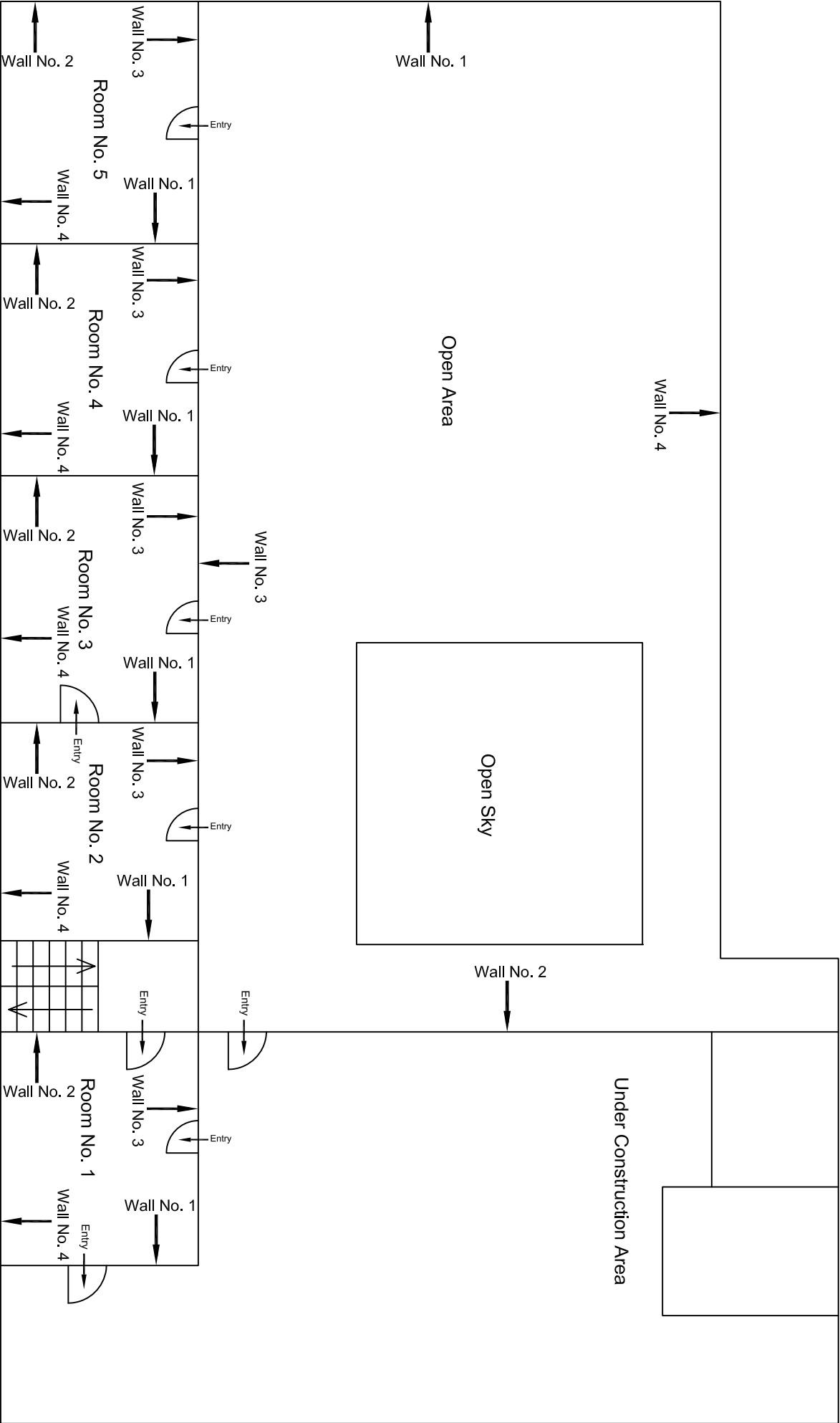
First Floor Plan

					CONSULTANT:	MAIN CONTRACTOR:	SUB-CONTRACTOR:	PROJECT TITLE:
					OMIKRON KAPPA - INDUS CONSULTRANS JV	CEC	AIMIL LIMITED	Design and Construction of Tunnel between Chandpole & Badi Choupar and reversal line by Shield TBM, Underground Metro Stations at Choti Choupar and Badi Choupar by Cut & Cover methods on East West Corridor of Jaipur Metro Phase 1B
					CLIENT: DMRC/JMRC	CONTRACT: Jaipur Metro Phase 1B		
00		NP	Dr. PRC	16.11.2013				DRAWING TITLE: First Floor Plan of House No. 481 Above Shop No. 223 - 236
Revision	Description of Revision	Drawn By	Approved By	Date				DRAWING NO.: AIMIL/ESG/12315/ CC-BC-DN-0053-GF-TF /02
								SCALE: Not to Scale
								REVISION: R0



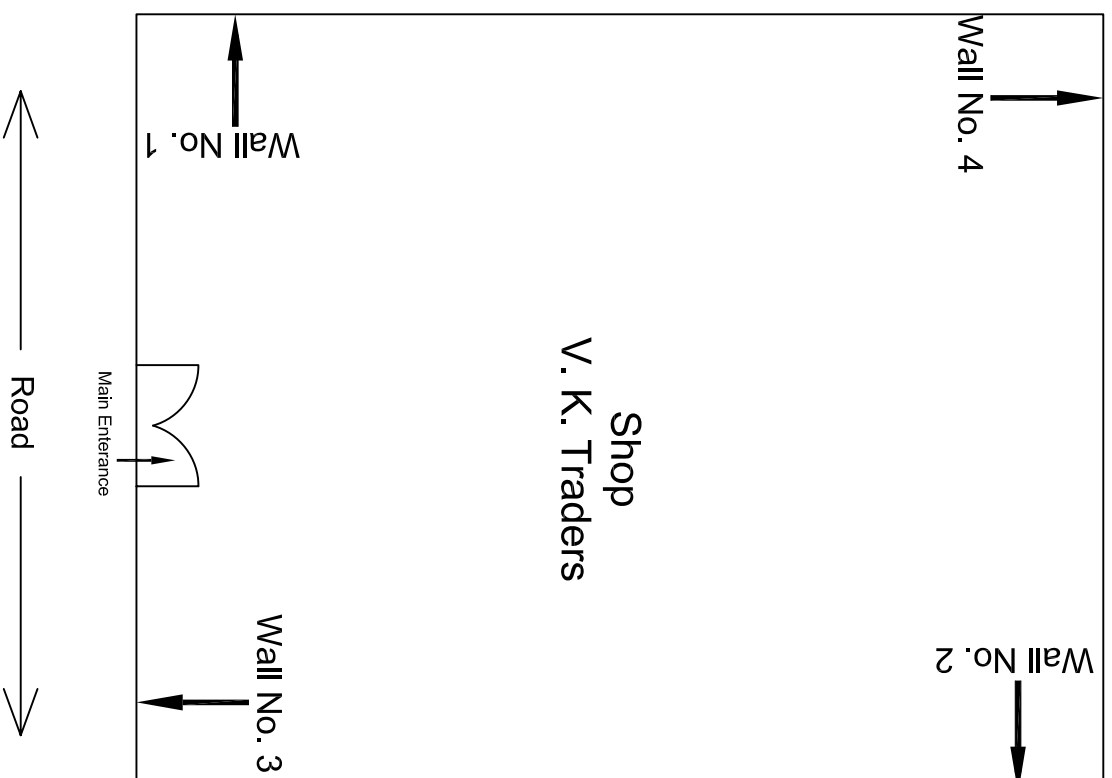
Second Floor Plan

					CONSULTANT:	MAIN CONTRACTOR:	SUB-CONTRACTOR:	PROJECT TITLE:		
					OMIKRON KAPPA - INDUS	CEC	AIMIL LIMITED	Design and Construction of Tunnel between Chandpole & Badi Choupar and reversal line by Shield TBM, Underground Metro Stations at Choti Choupar and Badi Choupar by Cut & Cover methods on East West Corridor of Jaipur Metro Phase 1B		
					CONSULTRANS JV					
					CLIENT:	CONTRACT:		DRAWING TITLE:		
					DMRC/JMRC	Jaipur Metro Phase 1B		Second Floor Plan of House No. 481 Above Shop No. 233 - 236		
00		NP	Dr. PRC	16.11.2013				DRAWING NO.:	AIMIL/ESG/12315/ CC-BC-DN-0053-GF-TF /03	REVISION:
								SCALE:	Not to Scale	R0
Revision	Description of Revision	Drawn By	Approved By	Date						



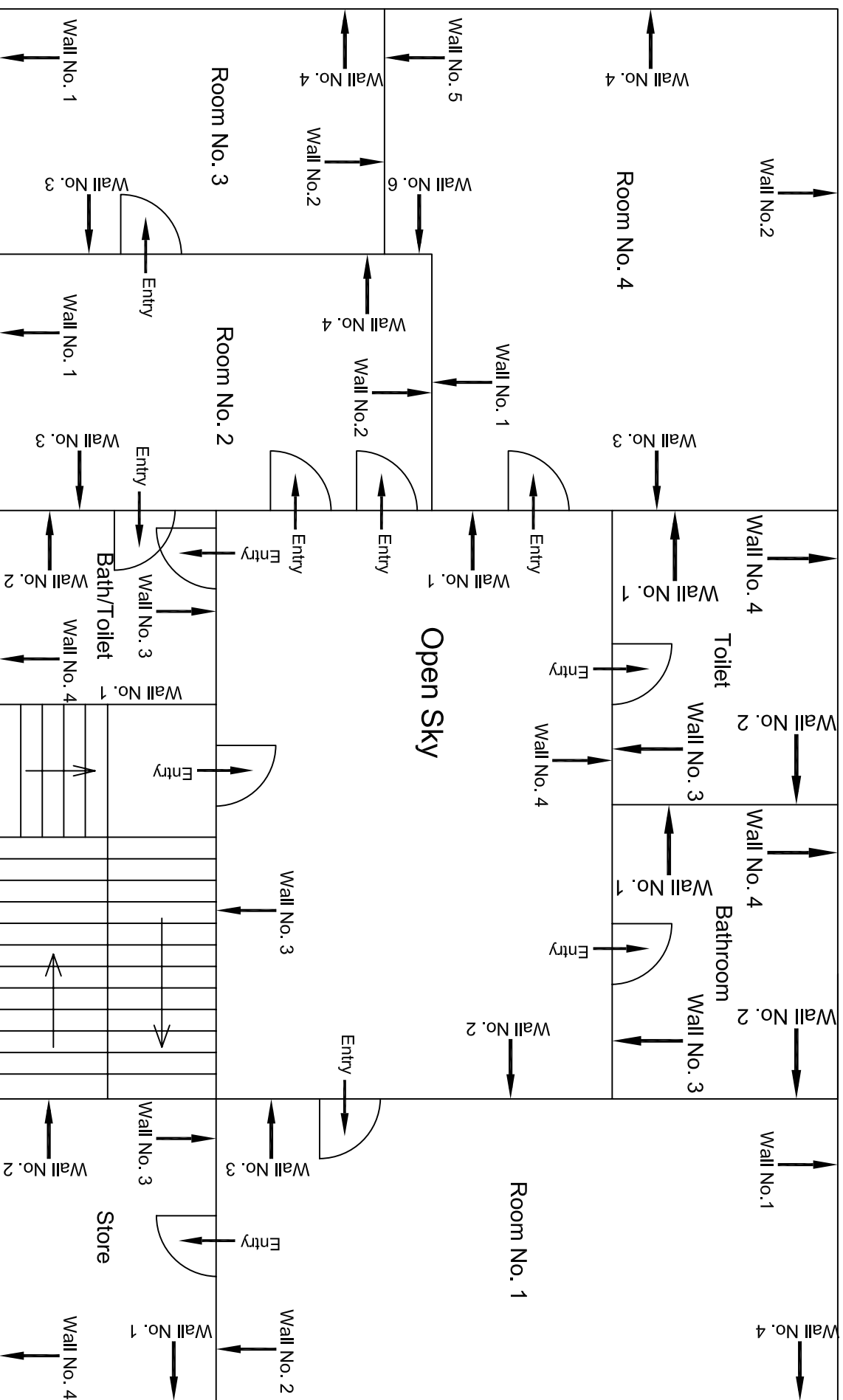
Third Floor Plan

					CONSULTANT:	MAIN CONTRACTOR:	SUB-CONTRACTOR:	PROJECT TITLE:	
					OMIKRON KAPPA - INDUS CONSULTRANS JV	CEC	AIMIL LIMITED	Design and Construction of Tunnel between Chandpole & Badli Choupar and reversal line by Shield TBM, Underground Metro Stations at Chaiti Choupar and Badli Choupar by Cut & Cover methods on East West Corridor of Jaipur Metro Phase 1B	
					CLIENT: DMRC/JMRC	CONTRACT: Jaipur Metro Phase 1B			
							DRAWING TITLE: Third Floor Plan of House No. 481 Above Shop No. 233 - 236		
00		NP	Dr. PRC	16.11.2013			DRAWING NO.: AIMIL/ESG/12315/ CC-BC-DN-0053-GF-TF /04	SCALE: Not to Scale	REVISION: R0
Revision	Description of Revision	Drawn By	Approved By	Date					



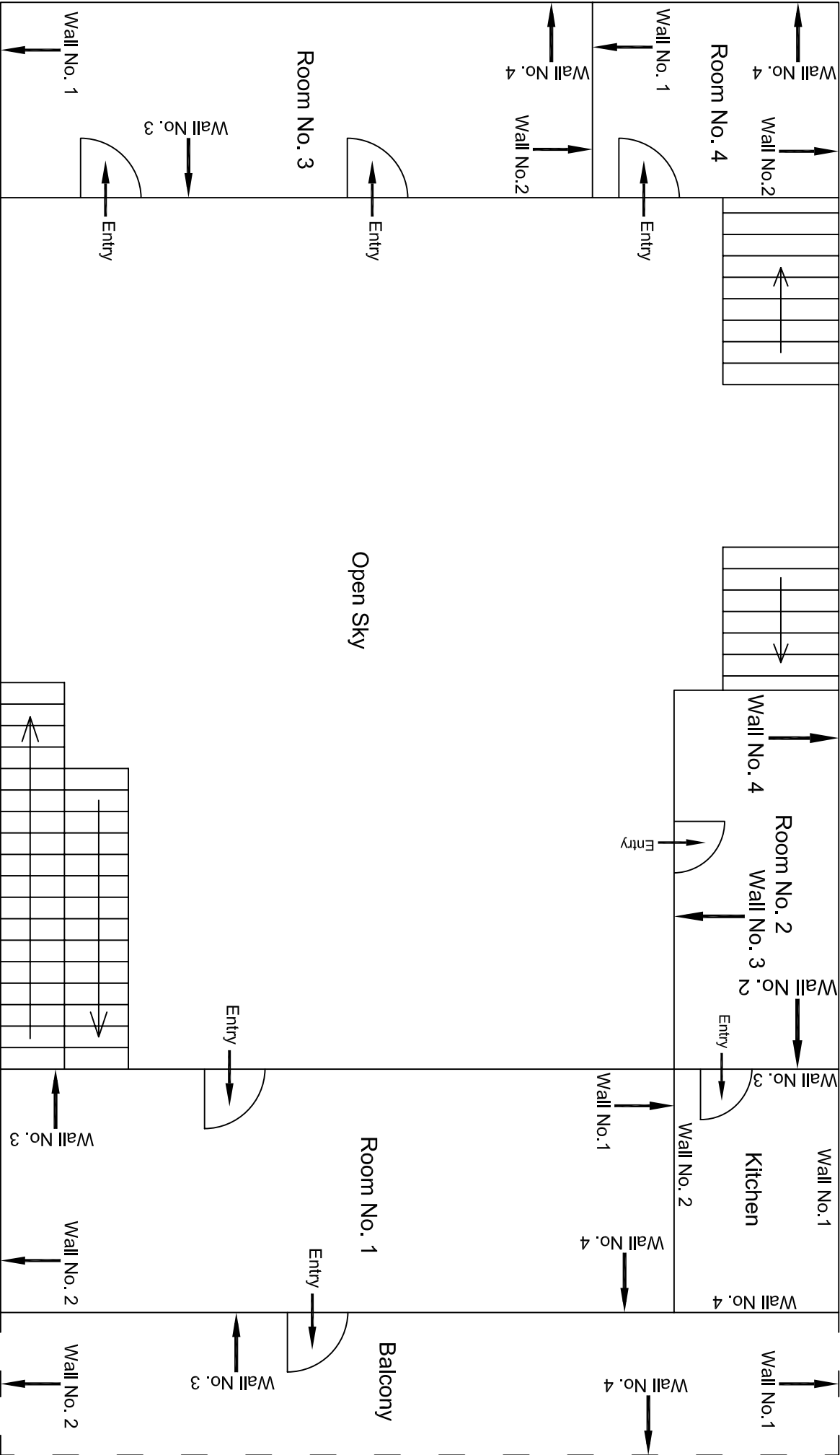
Ground Floor Plan

[illegible]



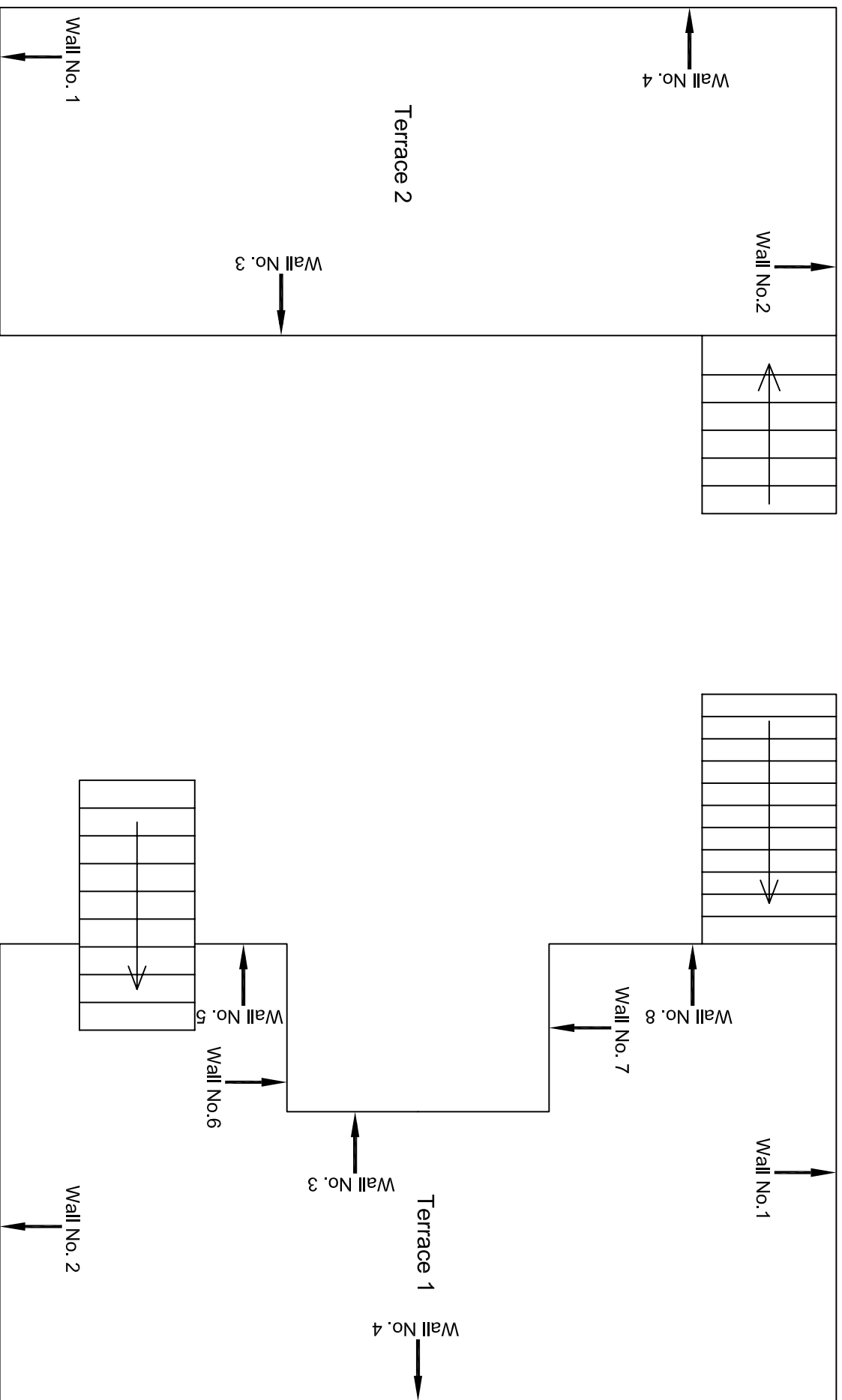
Second Floor Plan

[illegible]



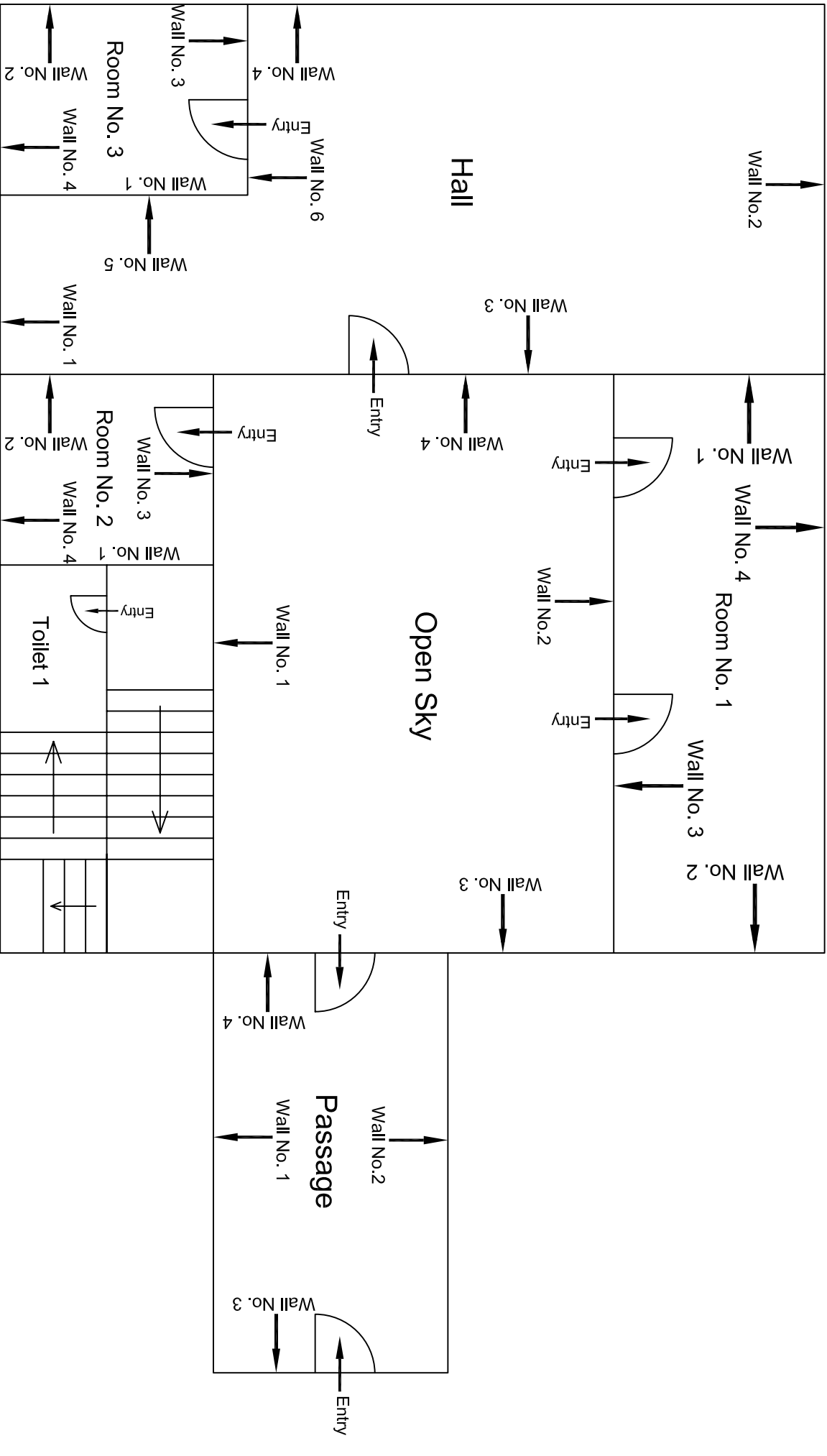
Third Floor Plan

					CONSULTANT: OMIKRON KAPPA - INDUS CONSULTRANS JV	MAIN CONTRACTOR: CEC	SUB-CONTRACTOR: AIMIL LIMITED	PROJECT TITLE: Design and Construction of Tunnel between Chandpole & Badi Choupar and reversal line by Shield TBM, Underground Metro Stations at Chroli Choupar and Badi Choupar by Cut & Cover methods on East West Corridor of Jaipur Metro Phase 1B		
					CLIENT: DMRC/JMRC	CONTRACT: Jaipur Metro Phase 1B				
00		NP	Dr. PRC	16.11.2013				DRAWING TITLE: Third Floor Plan of House No. 410, Hanuman Ji Ka Rasta	DRAWING NO.: AIMIL/ESG/12315/ CC-BC-DN-0054/FF-SF-TF /04	REVISION: R0
Revision	Description of Revision	Drawn By	Approved By	Date						



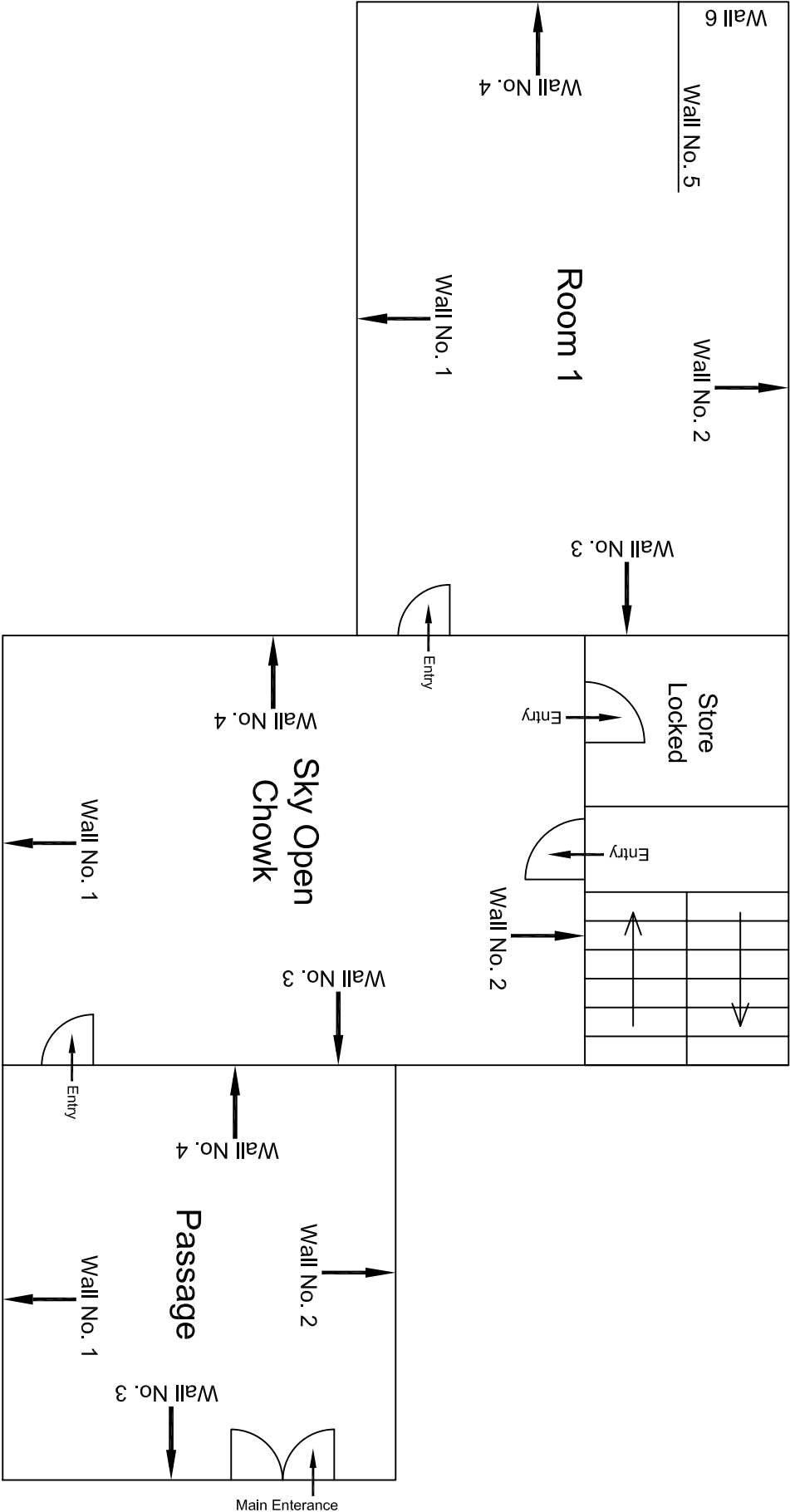
Terrace Floor Plan

							CONSULTANT:	MAIN CONTRACTOR:	SUB-CONTRACTOR:	PROJECT TITLE: Design and Construction of Tunnel between Chandpole & Badi Choupar and reversal line by Shield TBM, Underground Metro Stations at Choiil Choupar and Badi Choupar by Cut & Cover methods on East West Corridor of Jaipur Metro Phase 1B
							OMIKRON KAPPA - INDUS	CEC	AIMIL LIMITED	DRAWING NO.: AIMIL/ESSG/12315/-CC-BG-DN-0054/FE-SF-TF /05
							CONSULTRANS JV			SCALE: Not to Scale
							CLIENT:	CONTRACT:		REVISION: R0
							DMRC/JMRC	Jaipur Metro Phase 1B		
Revision	Description of Revision	Drawn By	Approved By	Date						
00		NP	D. PRC	16.11.2013						



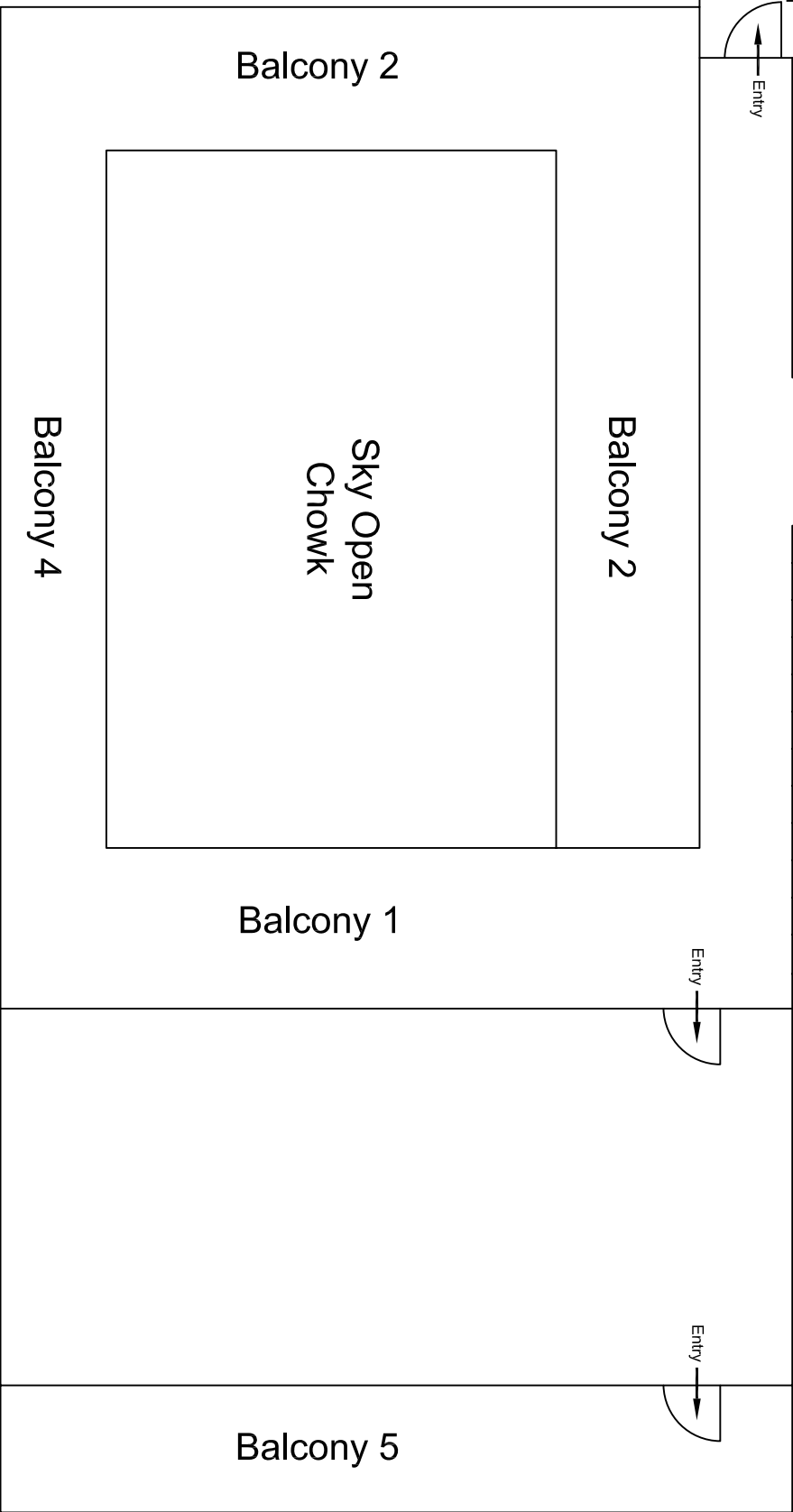
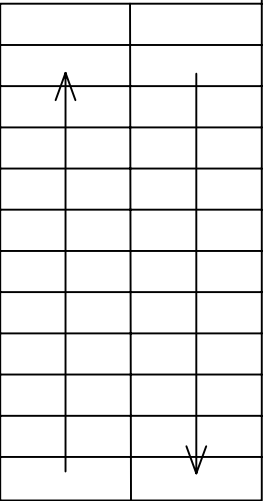
Ground Floor Plan

00									
Revision	Description of Revision	Drawn By	Approved By	Date					
					CONSULTANT:	MAIN CONTRACTOR:	SUB-CONTRACTOR:	PROJECT TITLE:	
					OMIKRON KAPPA - INDUS CONSULTTRANS JV	CEC	AIMIL LIMITED	Design and Construction of Tunnel between Chandpole & Badi Choupar and reversal line by Shield TBM, Underground Metro Stations at Choti Choupar and Badi Choupar by Cut & Cover methods on East West Corridor of Jaipur Metro Phase 1B	
					CLIENT:	CONTRACT:		DRAWING TITLE:	DRAWING NO.:
					DMRC/JMRC	Jaipur Metro Phase 1B		Ground Floor Plan of House No. 410, Hanuman Ji Ka Rasta	AIML/ESG/12315/ CC-BG-DN-0054/FF-SF-TF /01
					NP	Dr. PRC	16.11.2013	SCALE:	REVISION:
								Not to Scale	R0



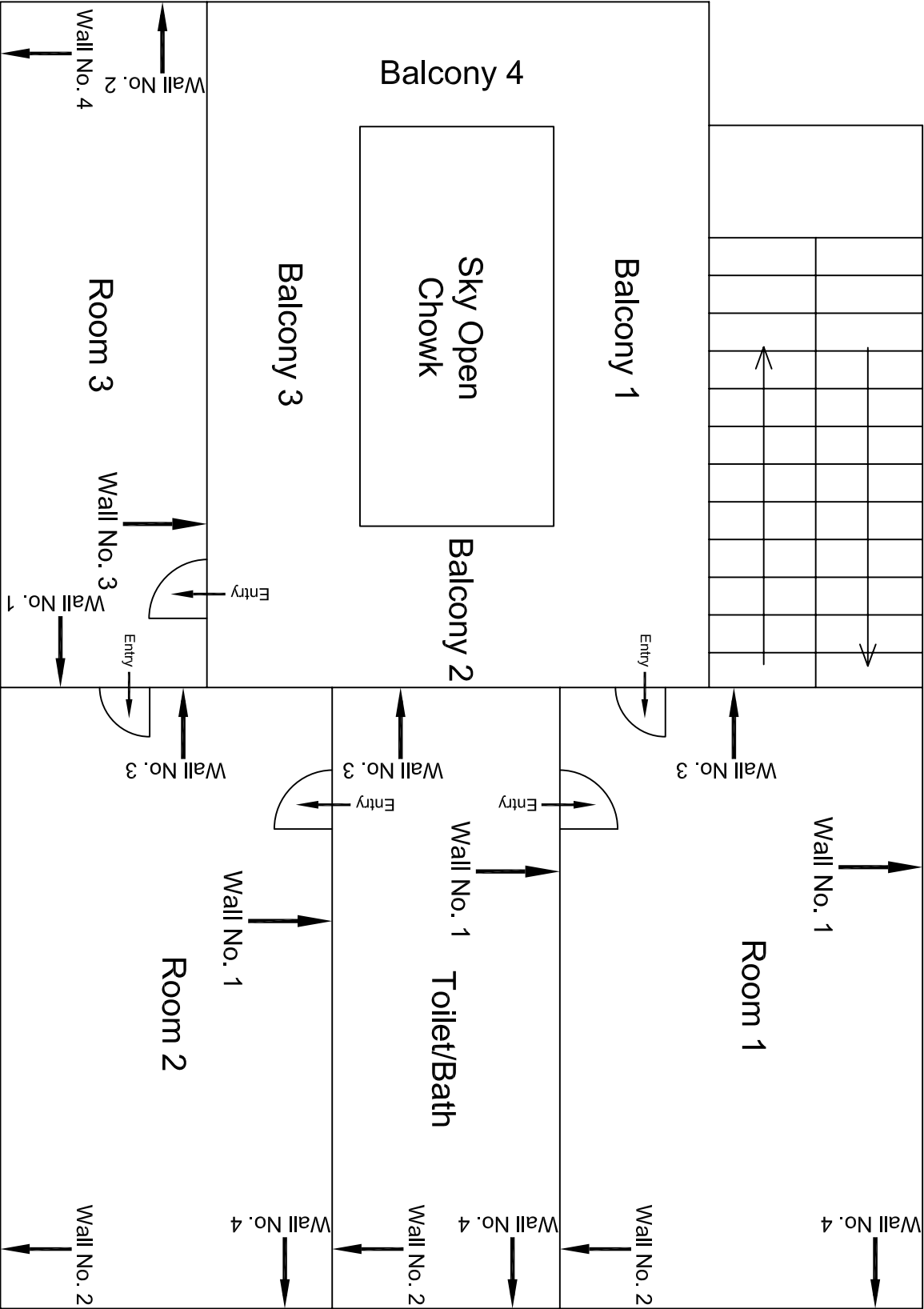
Ground Floor Plan

00		NP	Dr. PRC	16.11.2013	CLIENT: DMRC/JMRC	CONTRACT: Jaipur Metro Phase 1B	PROJECT TITLE: Design and Construction of Tunnel between Chandpole & Badi Choupar and reversal line by Shield TBM, Underground Metro Stations at Choti Choupar and Badi Choupar by Cut & Cover methods on East West Corridor of Jaipur Metro Phase 1B		
Revision	Description of Revision	Drawn By	Approved By	Date			DRAWING TITLE: Ground Floor Plan of House No. 413 Part A	DRAWING NO.: AIML/ESG/12315/ CC-BC-DN-0055/GF-TF /01	REVISION: R0



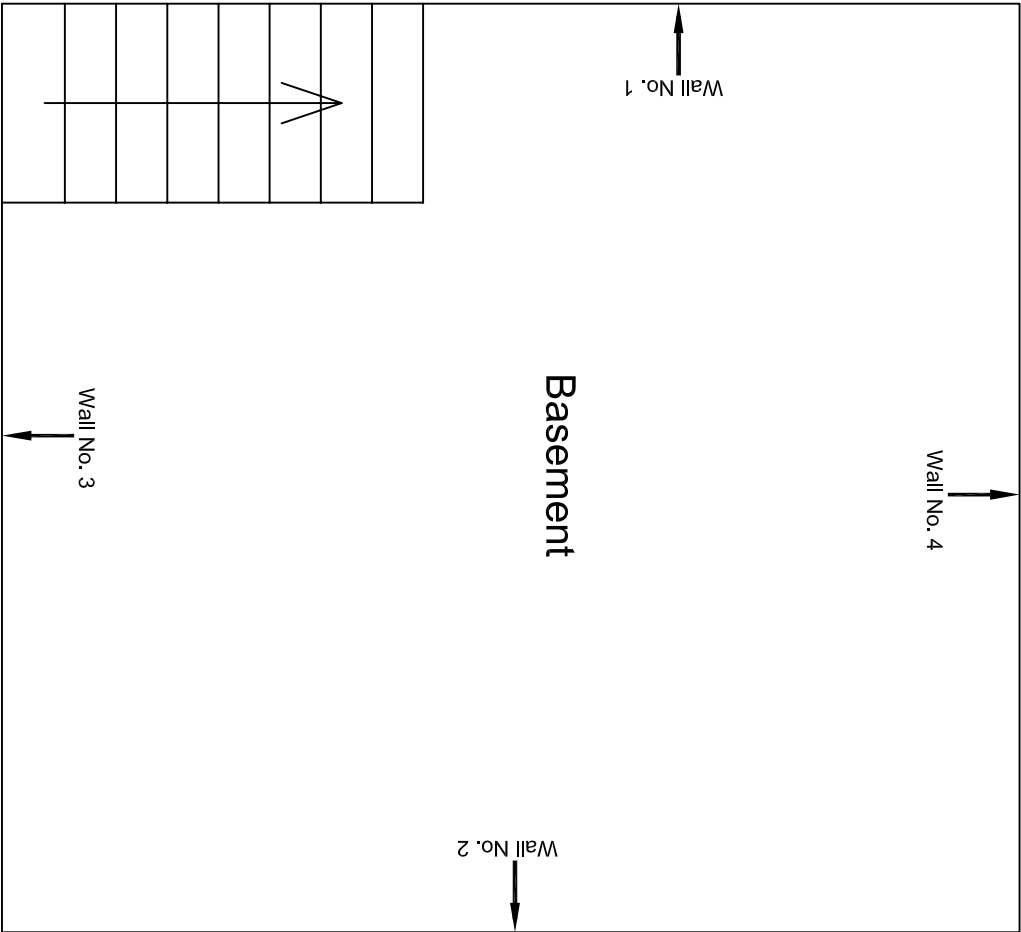
First Floor Plan

					CONSULTANT: OMIKRON KAPPA - INDUS CONSULTRANS JV	MAIN CONTRACTOR: CEC	SUB-CONTRACTOR: AIMIL LIMITED	PROJECT TITLE: Design and Construction of Tunnel between Chandpole & Badi Choupar and reversal line by Shield TBM, Underground Metro Stations at Choi Choupar and Badi Choupar by Cut & Cover methods on East West Corridor of Jaipur Metro Phase 1B
					CLIENT: DMRC/JMRC	CONTRACT: Jaipur Metro Phase 1B		DRAWING TITLE:
								DRAWING NO.: AIML/ESG/12315/ CC-BC-DN-0055/GF-TF /02
00		NP	Dr. PRC	16.11.2013				SCALE: Not to Scale
Revision	Description of Revision	Drawn By	Approved By	Date				REVISION: R0



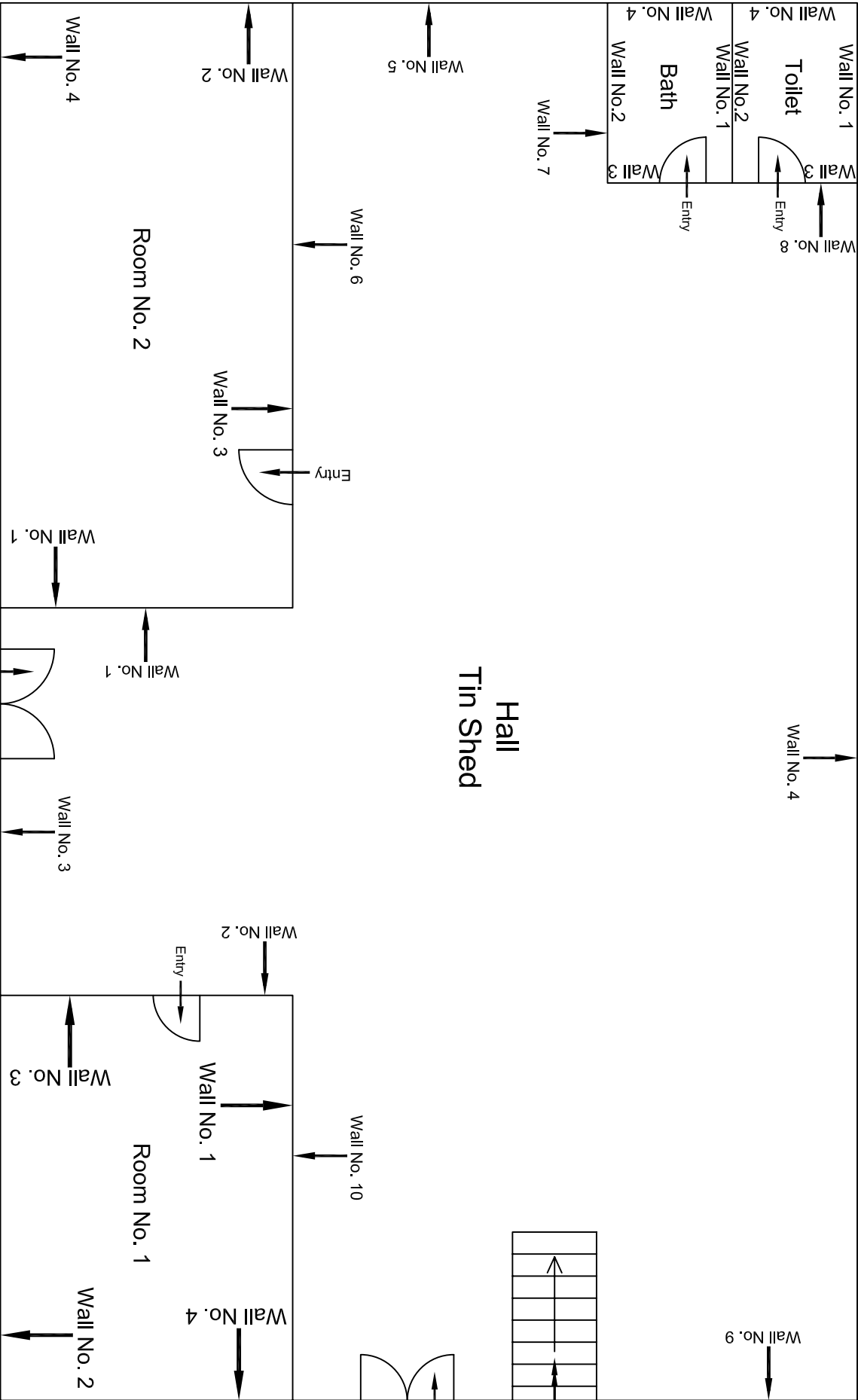
Third Floor Plan

00									
Revision	Description of Revision	Drawn By	Approved By	Date	CONSULTANT: OMIKRON KAPPA - INDUS CONSULTRANS JV	MAIN CONTRACTOR: CEC	SUB-CONTRACTOR: AIMIL LIMITED	PROJECT TITLE: Design and Construction of Tunnel between Chandpole & Badi Choupar and reversal line by Shield TBM, Underground Metro Stations at Choti Choupar and Badi Choupar by Cut & Cover methods on East West Corridor of Jaipur Metro Phase 1B	DRAWING NO.: AIML/ESG/12315/ CC-BC-DN-0055/GF-1F /04
		NP	Dr. PRC	16.11.2013	CLIENT: DMRC/JMRC	CONTRACT: Jaipur Metro Phase 1B		SCALE: Not to Scale	REVISION: R0



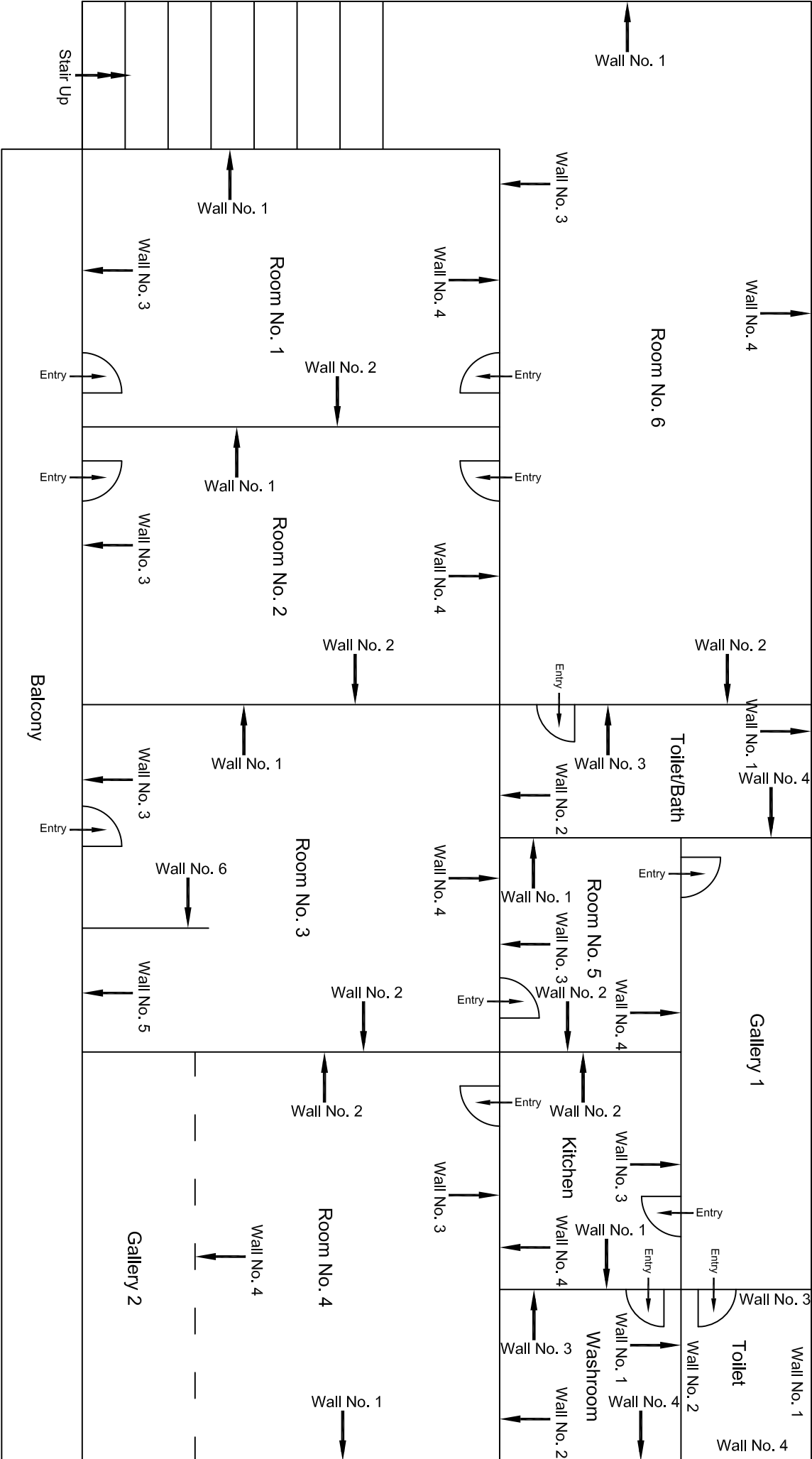
					CONSULTANT: OMIKRON KAPPA - INDUS CONSULTRANS JV	MAIN CONTRACTOR: CEC	SUB-CONTRACTOR: AIMIL LIMITED	PROJECT TITLE: Design and Construction of Tunnel between Chandpole & Badi Choupar and reversal line by Shield TBM, Underground Metro Stations at Choti Choupar and Badi Choupar by Cut & Cover methods on East West Corridor of Jaipur Metro Phase 1B	
					CLIENT: DMRC/JMRC	CONTRACT: Jaipur Metro Phase 1B	DRAWING TITLE: Basement Floor Plan of House	DRAWING NO.: AIMIL/ESG/12315/ CC-BC-DN-0056 /01	
00		NP	Dr. PRC	16.11.2013				SCALE: Not to Scale	REVISION: R0
Revision	Description of Revision	Drawn By	Approved By	Date					

Basement Floor Plan



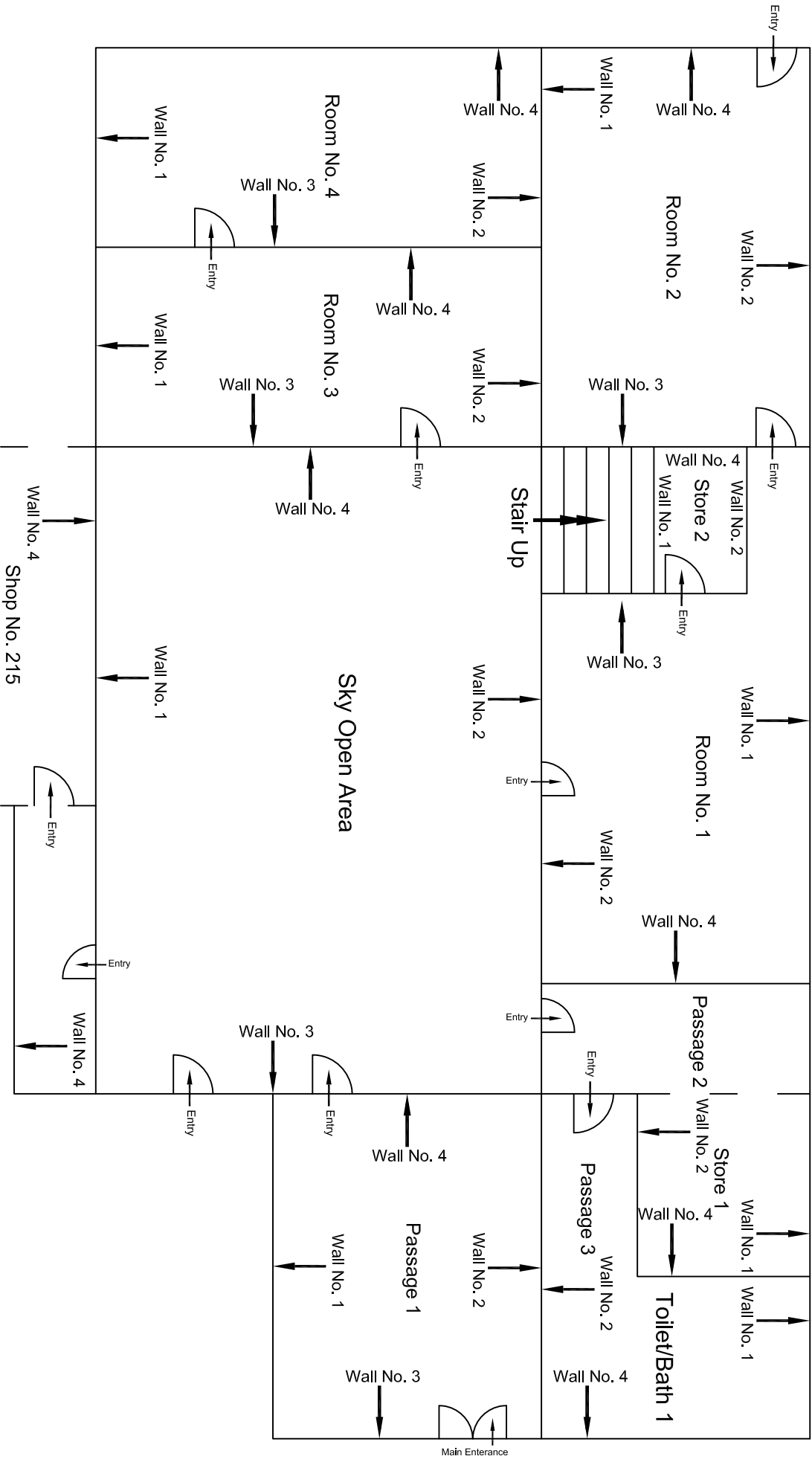
Ground Floor Plan

					CONSULTANT:	MAIN CONTRACTOR:	SUB-CONTRACTOR:	PROJECT TITLE:	
					OMIKRON KAPPA - INDUS CONSULTRANS JV	CEC	AIMIL LIMITED	Design and Construction of Tunnel between Chandpole & Badi Chouper and reversal line by Shield TBM, Underground Metro Stations at Choti Choupar and Badi Choupar by Cut & Cover methods on East West Corridor of Jaipur Metro Phase 1B	
					CLIENT:	CONTRACT:		DRAWING TITLE:	
					DMRC/JMRC	Jaipur Metro Phase 1B		Ground Floor Plan of House	
00		NP	Dr. PRC	16.11.2013	DRAWING NO.: AIML/ESG/12315/ CC-BC-DN-0056 /02				
Revision	Description of Revision	Drawn By	Approved By	Date	SCALE:		REVISION:		
					Not to Scale		R0		



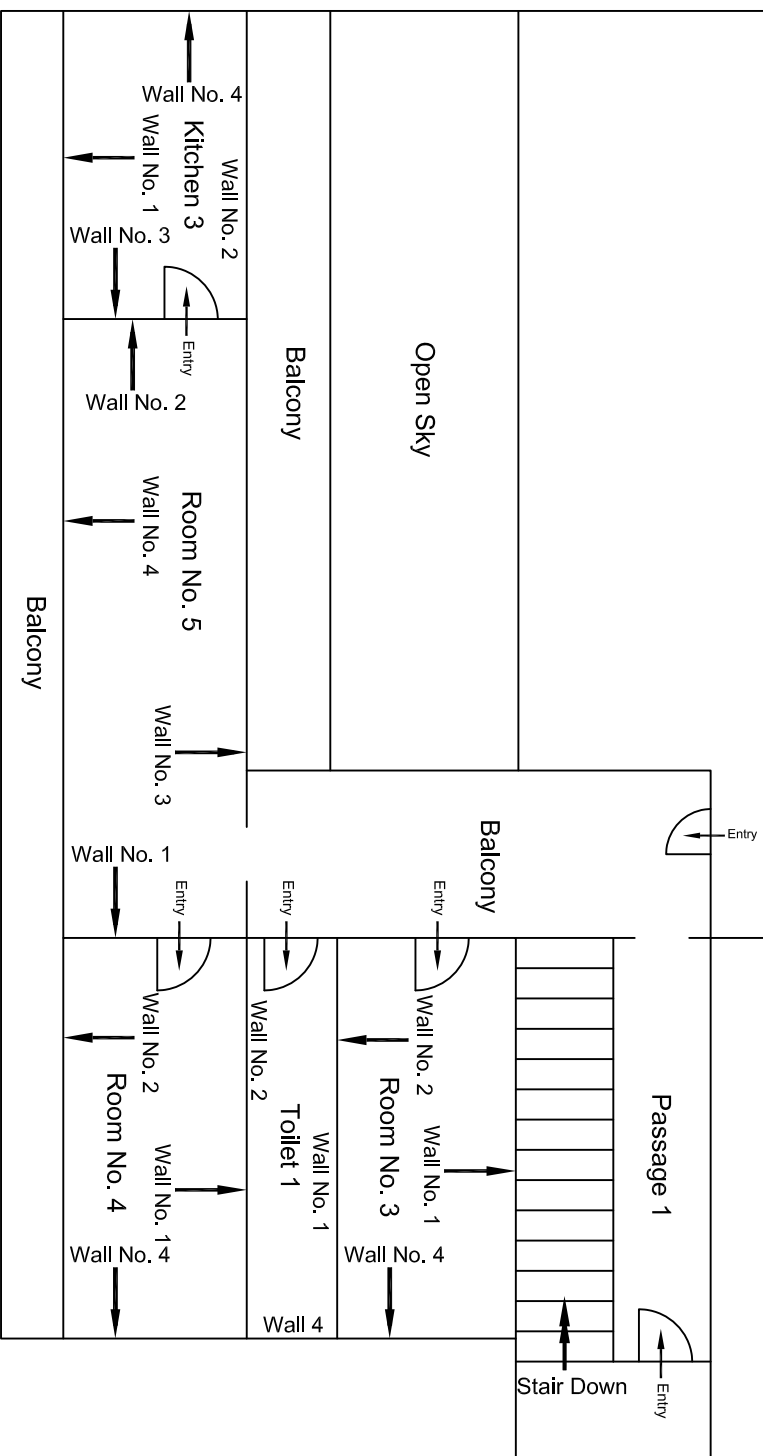
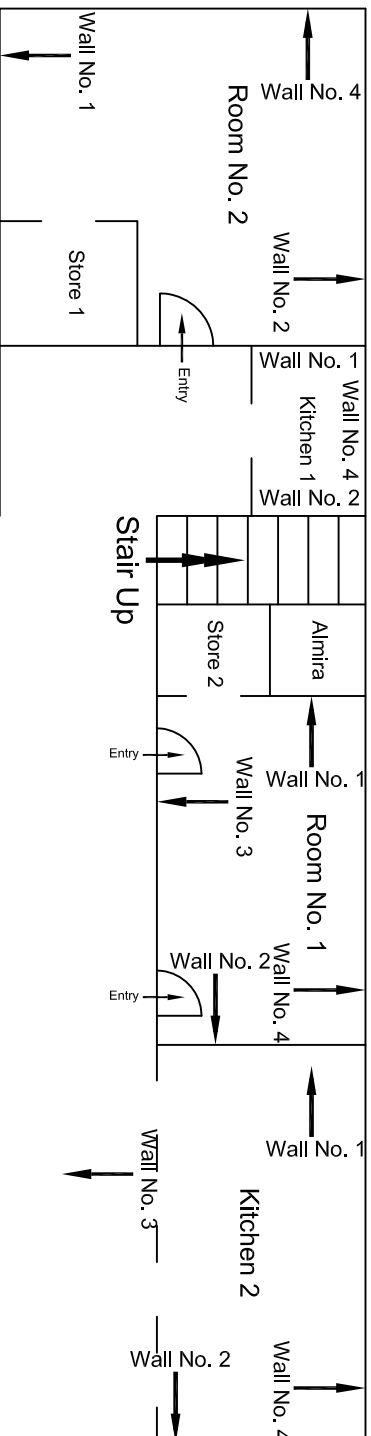
First Floor Plan

					CONSULTANT:	MAIN CONTRACTOR:	SUB-CONTRACTOR:	PROJECT TITLE:
					OMIKRON KAPPA - INDUS	CEC	AIMIL LIMITED	Design and Construction of Tunnel between Chandpole & Badi Choupar and reversal line by Shield TBM, Underground Metro Stations at Choti Choupar and Badi Choupar by Cut & Cover methods on East West Corridor of Jaipur Metro Phase 1B
					CONSULTRANS JV			
					CLIENT:	CONTRACT:		
					DMRC/JMRC	Jaipur Metro Phase 1B		DRAWING TITLE:
00		NP	Dr. PRC	16.11.2013				First Floor Plan of House No. 424 Above Shop No. 215 - 219
Revision	Description of Revision	Drawn By	Approved By	Date				DRAWING NO.:
								AIMIL/ESG/12315/ CC-BC-DN-0057 /01
								SCALE:
								Not to Scale
								REVISION:
								R0



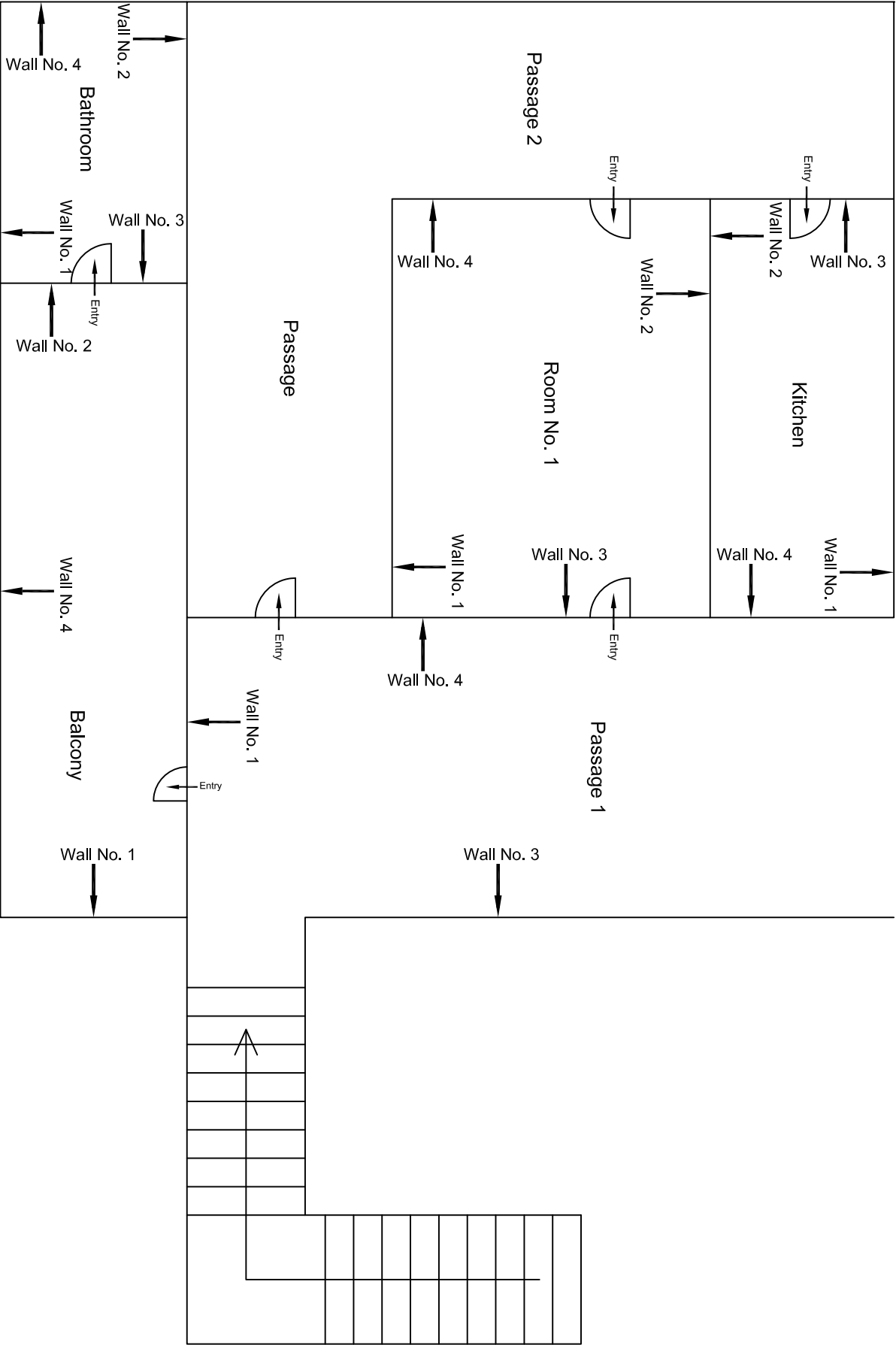
Ground Floor Plan

					CONSULTANT:	MAIN CONTRACTOR:	SUB-CONTRACTOR:	PROJECT TITLE:
					OMIKRON KAPPA - INDUS CONSULTRANS JV	CEC	AIMIL LIMITED	Design and Construction of Tunnel between Chandpole & Badi Choupar and reversal line by Shield TBM, Underground Metro Stations at Choti Choupar and Badi Choupar by Cut & Cover methods on East West Corridor of Jaipur Metro Phase 1B
					CLIENT:	CONTRACT:		
					DMRC/JMRC	Jaipur Metro Phase 1B		
00		NP	Dr. PRC	16.11.2013				DRAWING TITLE: Ground Floor Plan of House No. 424
Revision	Description of Revision	Drawn By	Approved By	Date				DRAWING NO.: AIMIL/ESG/12315/ CC-BC-DN-0058 /01
								SCALE: Not to Scale
								REVISION: R0



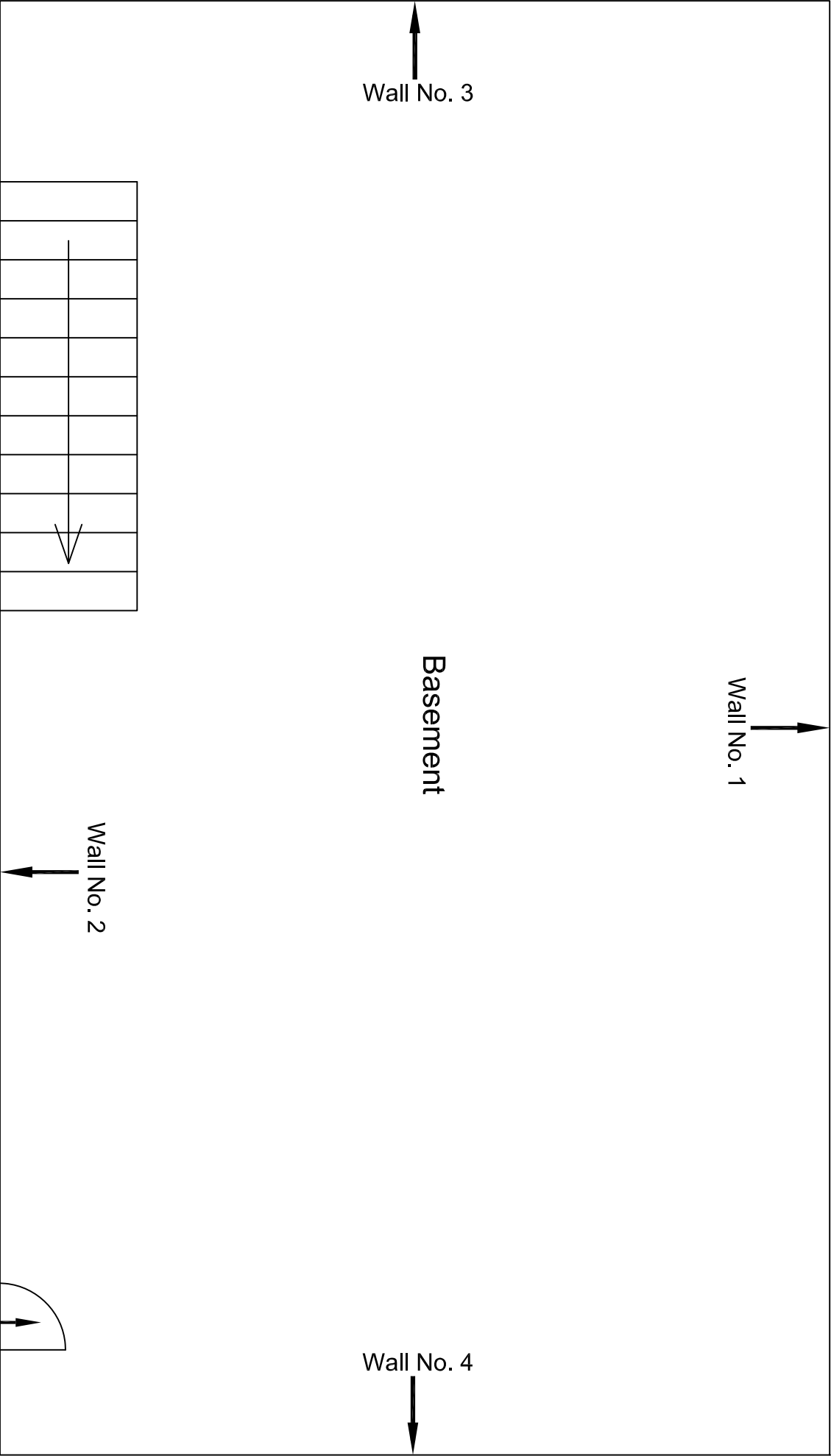
First Floor Plan

						CONSULTANT: OMIKRON KAPPA - INDUS CONSULTRANS JV	MAIN CONTRACTOR: CEC	SUB-CONTRACTOR: AIMIL LIMITED	PROJECT TITLE: Design and Construction of Tunnel between Chandpole & Badli Choupar and reversal line by Shield TBM, Underground Metro Stations at Choti Choupar and Badli Choupar by Cut & Cover methods on East West Corridor of Jaipur Metro Phase 1B
						CLIENT: DMRC/JMRC	CONTRACT: Jaipur Metro Phase 1B		DRAWING TITLE: First Floor Plan of House
									DRAWING NO.: AIMIL/ESG/12315/ CC-BG-DN-0058 /02
00		NP	D. PRC	16.11.2013				SCALE: Not to Scale	REVISION: R0
Revision	Description of Revision	Drawn By	Approved By	Date					



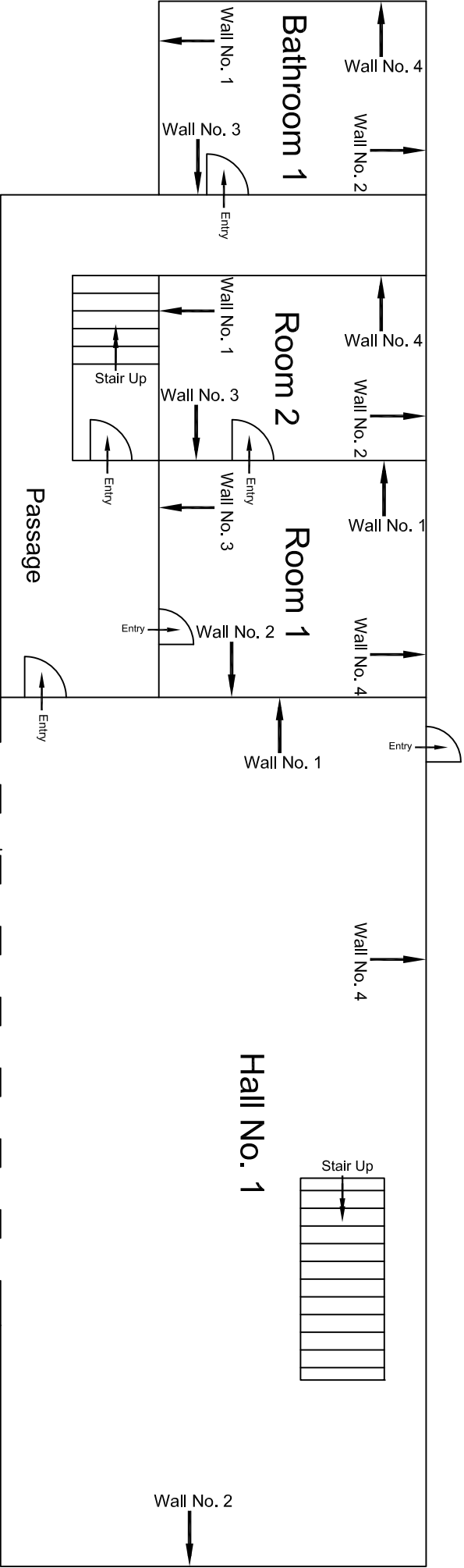
Second Floor Plan

					CONSULTANT: OMIKRON KAPPA - INDUS CONSULTTRANS JV	MAIN CONTRACTOR: CEC	SUB-CONTRACTOR: AIMIL LIMITED	PROJECT TITLE: Design and Construction of Tunnel between Chandpole & Badi Chouper and reversal line by Shield TBM, Underground Metro Stations at Chait Choupar and Badi Choupar by Cut & Cover methods on East West Corridor of Jaipur Metro Phase 1B		
					CLIENT: DMRC/JMRC	CONTRACT: Jaipur Metro Phase 1B		DRAWING TITLE: Second Floor Plan of House No. 424		
00		NP	Dr. PRC	16.11.2013				DRAWING NO.: AIMIL/ESG/12315/ CC-BC-DN-0058 /03		SCALE: Not to Scale
Revision	Description of Revision	Drawn By	Approved By	Date						



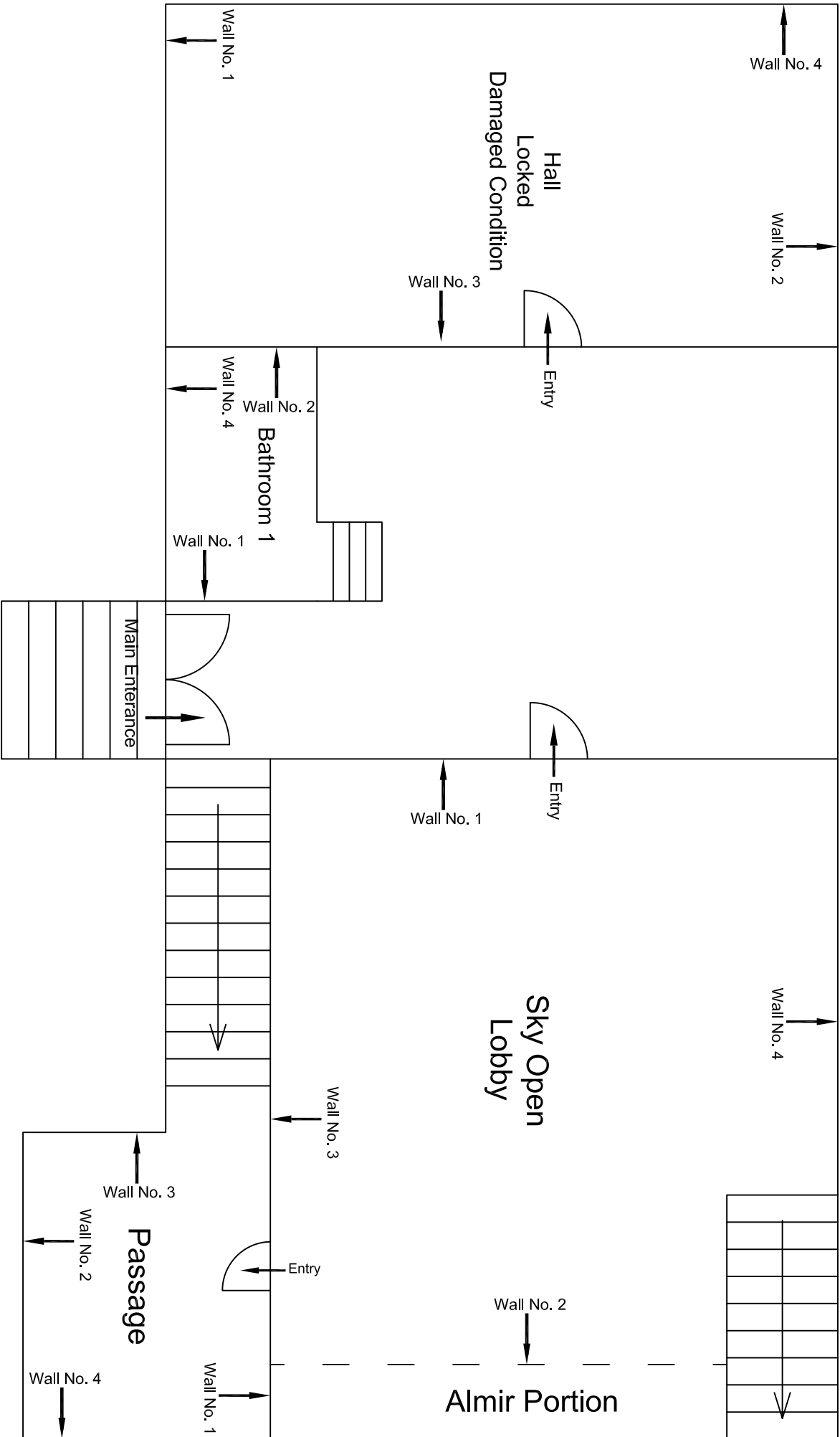
Basement Floor Plan

					CONSULTANT:	MAIN CONTRACTOR:	SUB-CONTRACTOR:	PROJECT TITLE:
					OMIKRON KAPPA - INDUS	CEC	AIMIL LIMITED	Design and Construction of Tunnel between Chandpole & Badli Choupar and reversal line by Shield TBM, Underground Metro Stations at Choti Choupar and Badli Choupar by Cut & Cover methods on East West Corridor of Jaipur Metro Phase 1B
					CONSULTTRANS JV			
					CLIENT:	CONTRACT:		
					DMRC/JMRC	Jaipur Metro Phase 1B		DRAWING TITLE:
00		NP	Dt. PRC	16.11.2013				Basement Floor Plan of House No. 423
Revision	Description of Revision	Drawn By	Approved By	Date				DRAWING NO.: AIMIL/ESG/12315/ CC-BC-DN-0059 /01
								SCALE: Not to Scale
								REVISION: R0



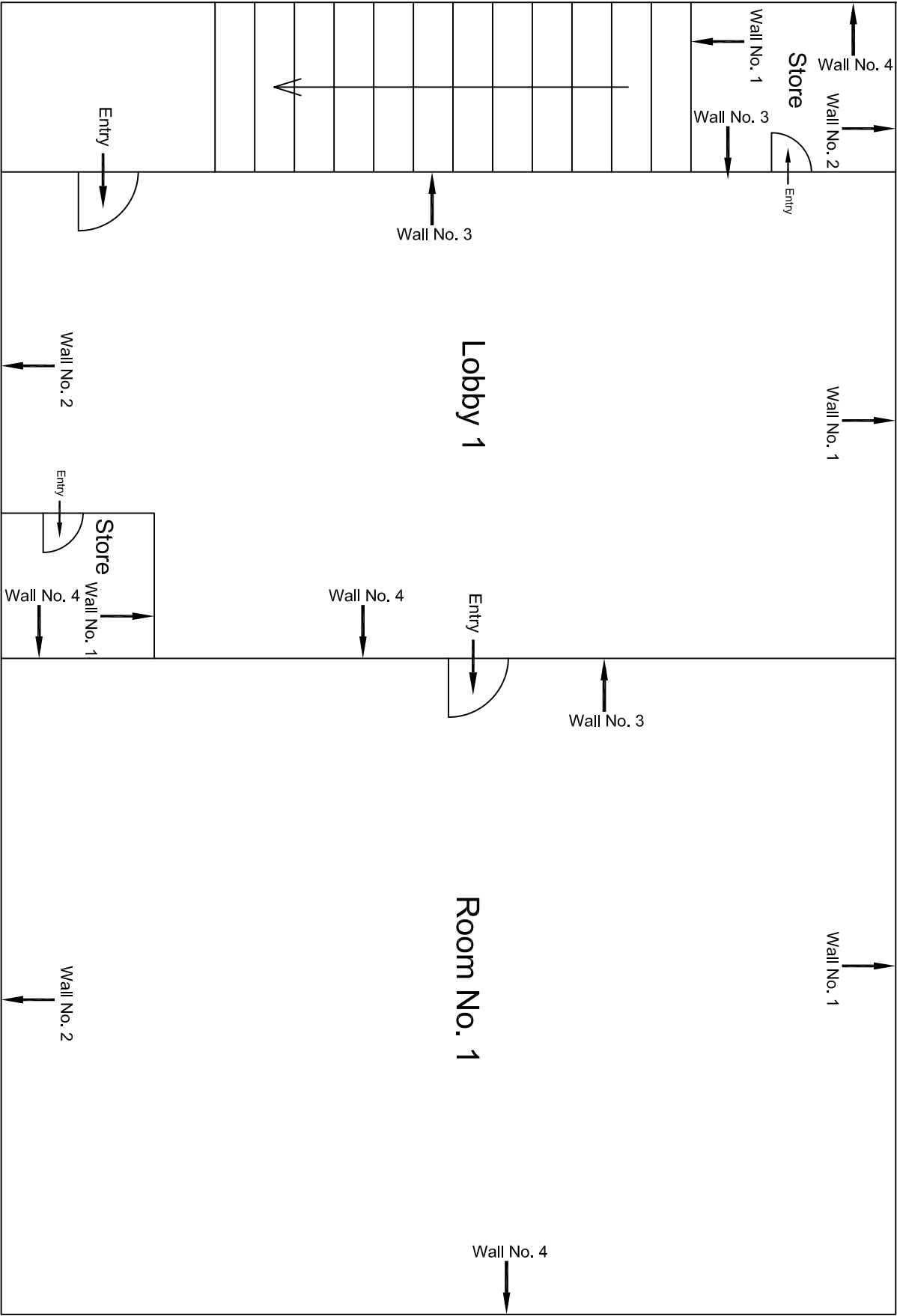
					CONSULTANT:	MAIN CONTRACTOR:	SUB-CONTRACTOR:	PROJECT TITLE:			
					OMIKRON KAPPA - INDUS CONSULTRANS JV	CEC	AIMIL LIMITED	Design and Construction of Tunnel between Chandpole & Badi Choupar and reversal line by Shield TBM, Underground Metro Stations at Choti Choupar and Badi Choupar by Cut & Cover methods on East West Corridor of Jaipur Metro Phase 1B			
					CLIENT:	CONTRACT:		DRAWING TITLE:			
					DMRC/JMRC	Jaipur Metro Phase 1B		Ground Floor Plan of House No. 423			
00		NP	Dt. PRC	16.11.2013				DRAWING NO.:		DRAWMING NO.:	
								SCALE:		REVISION:	
								Not to Scale		R0	

Ground Floor Plan



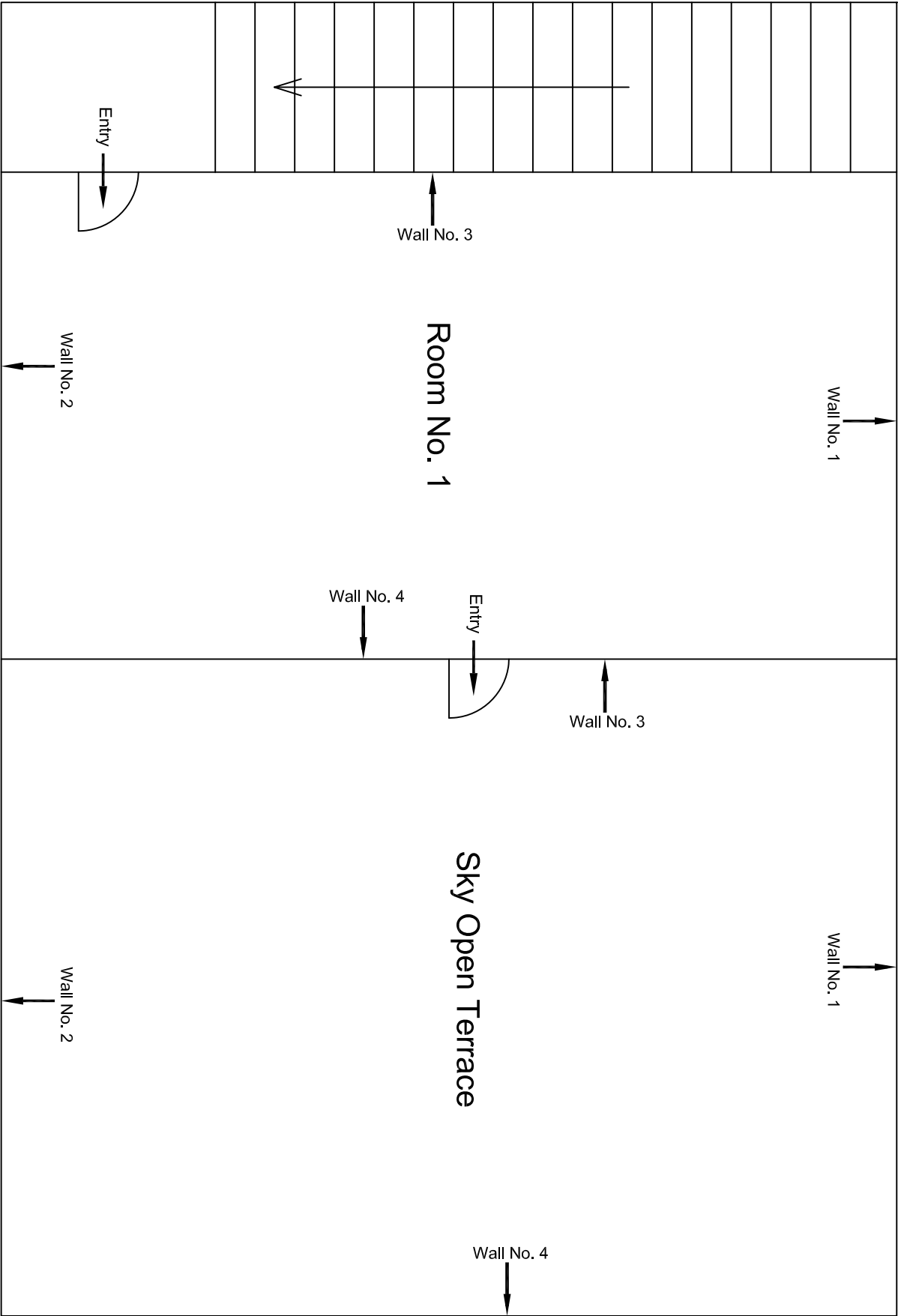
First Floor Plan

					CONSULTANT: OMIKRON KAPPA - INDUS CONSULTRANS JV	MAIN CONTRACTOR: CEC	SUB-CONTRACTOR: AIMIL LIMITED	PROJECT TITLE: Design and Construction of Tunnel between Chandpole & Badi Choupar and reversal line by Shield TBM, Underground Metro Stations at Choti Choupar and Badi Choupar by Cut & Cover methods on East West Corridor of Jaipur Metro Phase 1B		
					CLIENT: DMRC/JMRC	CONTRACT: Jaipur Metro Phase 1B				
00		NP	Dr. PRC	16.11.2013	DRAWING TITLE: First Floor Plan of House			DRAWING NO.: AIMIL/ESG/12315/ CC-BC-DN-0059 /03		
Revision	Description of Revision	Drawn By	Approved By	Date	SCALE: Not to Scale			REVISION: R0		



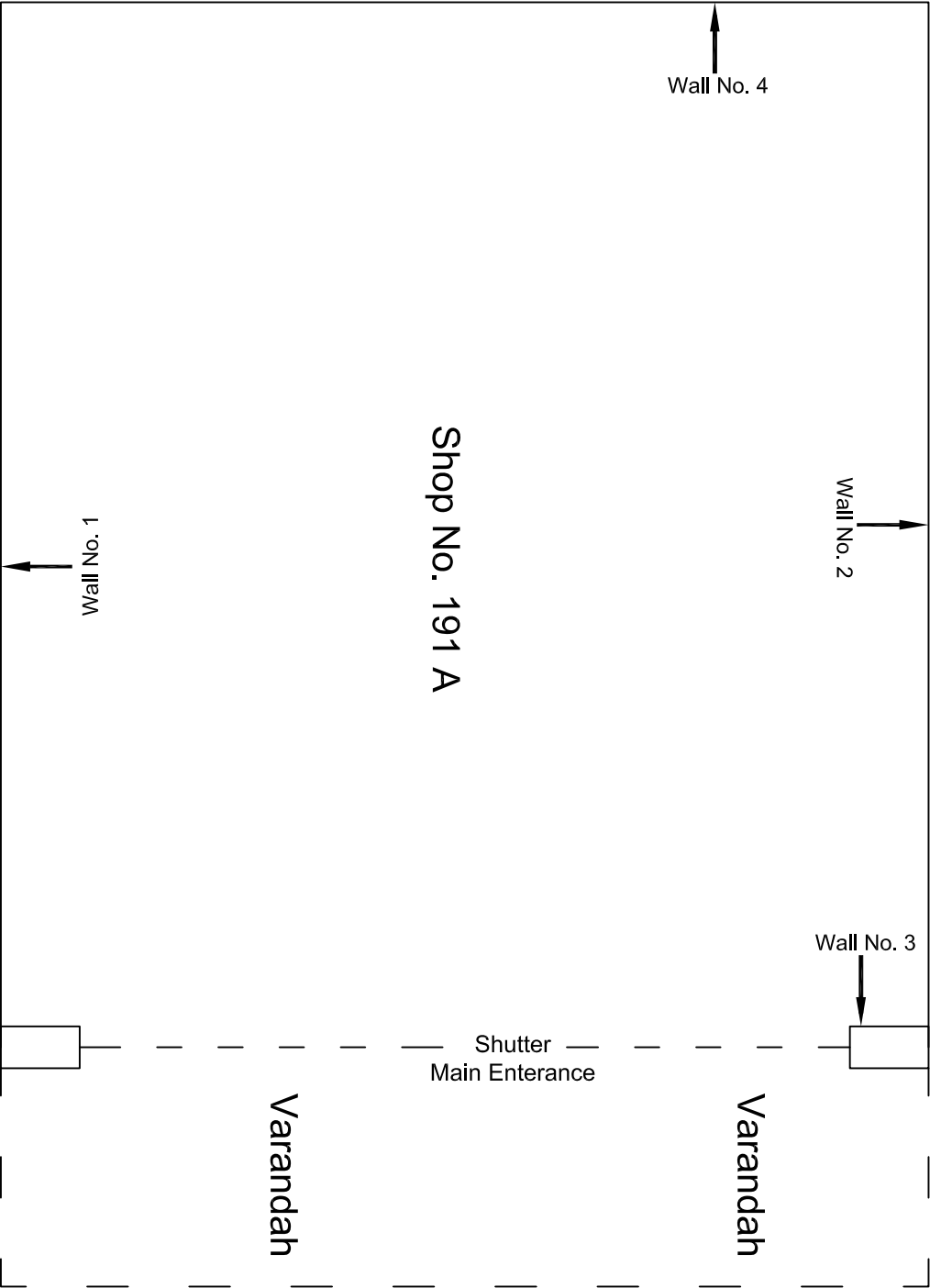
Second Floor Plan

					CONSULTANT:	MAIN CONTRACTOR:	SUB-CONTRACTOR:	PROJECT TITLE:		
					OMIKRON KAPPA - INDUS CONSULTRANS JV	CEC	AIMIL LIMITED	Design and Construction of Tunnel between Chandpole & Badi Chouper and reversal line by Shield TBM, Underground Metro Stations at Choti Choupar and Badi Choupar by Cut & Cover methods on East West Corridor of Jaipur Metro Phase 1B		
					CLIENT:	CONTRACT:		DRAWING TITLE:		
					DMRC/JMRC	Jaipur Metro Phase 1B		DRAWING NO.: AIMIL/ESG/12315/ CC-BC-DN-0059 /04		
00		NP	Dr. PRC	16.11.2013				SCALE:		REVISION:
Revision	Description of Revision	Drawn By	Approved By	Date				Not to Scale		R0

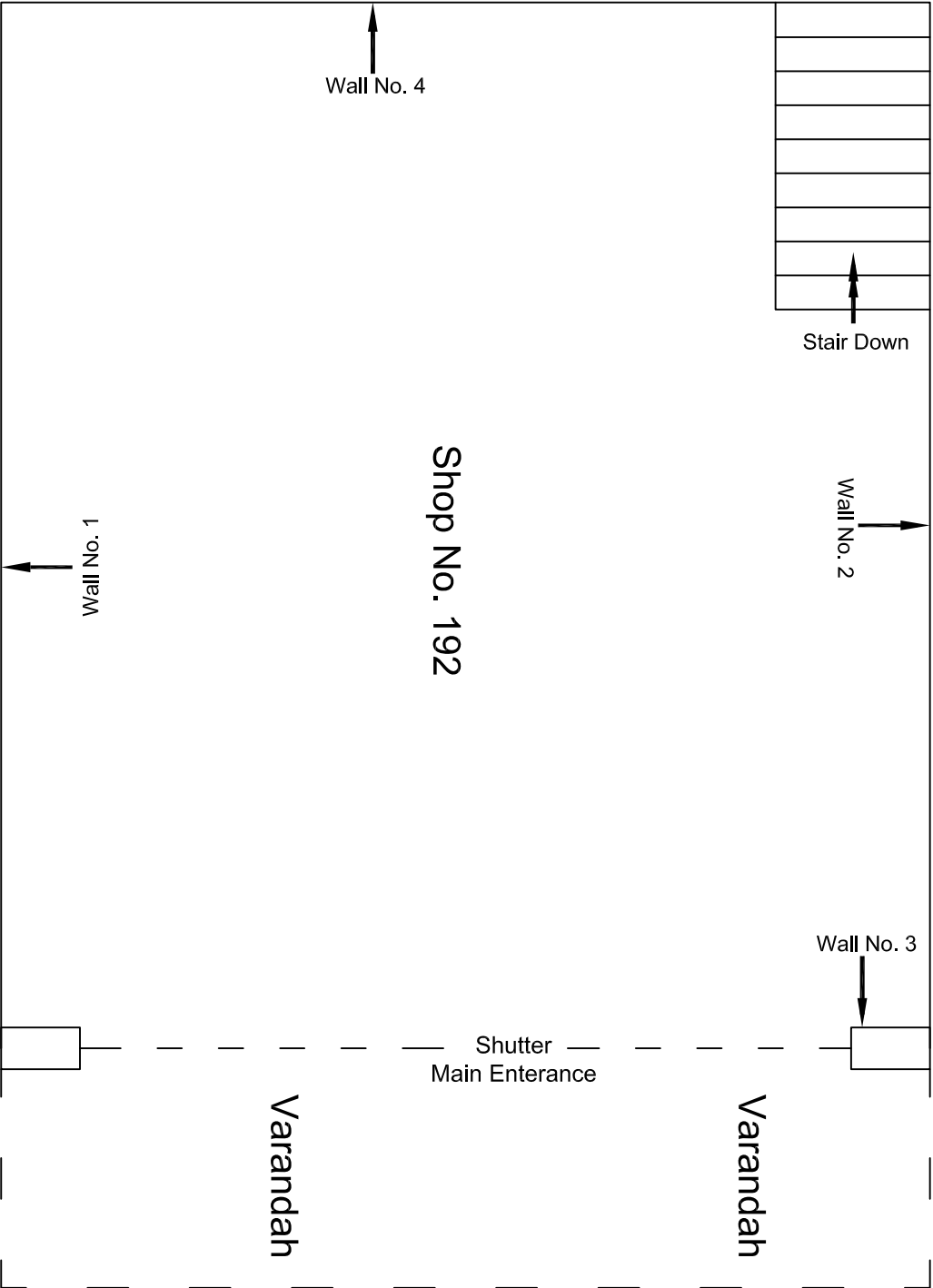


Third Floor Plan

					CONSULTANT: OMIKRON KAPPA - INDUS CONSULTTRANS JV		MAIN CONTRACTOR: CEC		SUB-CONTRACTOR: AIMIL LIMITED		PROJECT TITLE: Design and Construction of Tunnel between Chandpole & Badi Choupar and reversal line by Shield TBM, Underground Metro Stations at Choti Choupar and Badi Choupar by Cut & Cover methods on East West Corridor of Jaipur Metro Phase 1B	
					CLIENT: DMRC/JMRC		CONTRACT: Jaipur Metro Phase 1B		DRAWING TITLE: Third Floor Plan of House No. 423			
									DRAWING NO.: AIMIL/ESG/12315/ CC-BC-DN-0059 /05			
									SCALE: Not to Scale			
									REVISION: R0			
00		NP	Dr. PRC	16.11.2013								
Revision	Description of Revision	Drawn By	Approved By	Date								

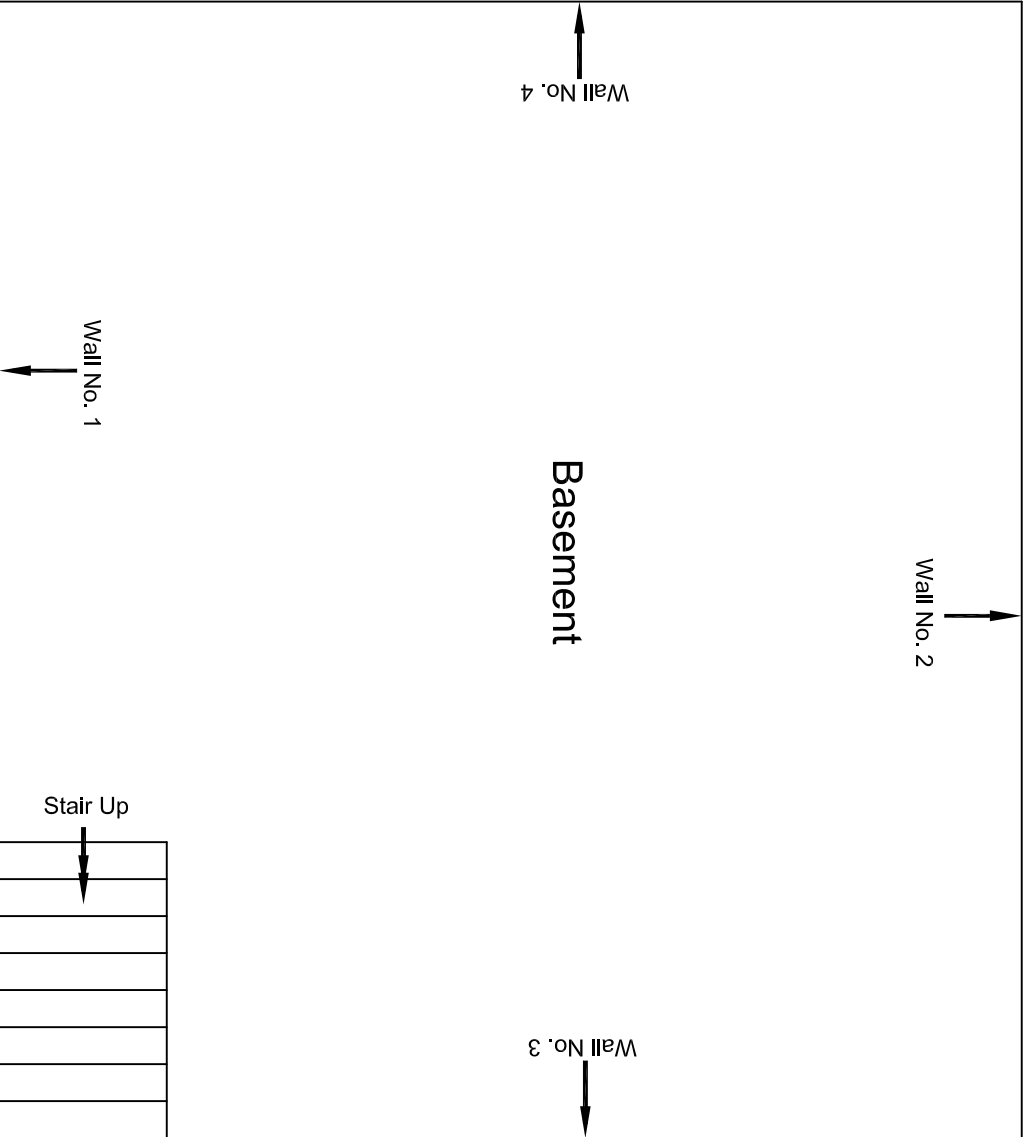


				CONSULTANT:	MAIN CONTRACTOR:	SUB-CONTRACTOR:	PROJECT TITLE:	DRAWING NO.:	SCALE:	REVISION:
				OMIKRON KAPPA - INDUS	CEC	AIMIL LIMITED	Design and Construction of Tunnel between Chandpole & Badi Choupar and reversal line by Shield TBM, Underground Metro Stations at Choti Choupar and Badi Choupar by Cut & Cover methods on East West Corridor of Jaipur Metro Phase 1B	AIMIL/ESG/12315/ CC-BC-DN-0060-191 A / 01	Not to Scale	R0
				CONSULTTRANS JV						
				CLIENT:	CONTRACT:		DRAWING TITLE:			
				DMRC/JMRC	Jaipur Metro Phase 1B		Ground Floor Plan of Shop No. 191 A, Tripolia Bazar			
00		NP	Dr. PRC	16.11.2013						
Revision	Description of Revision	Drawn By	Approved By	Date						



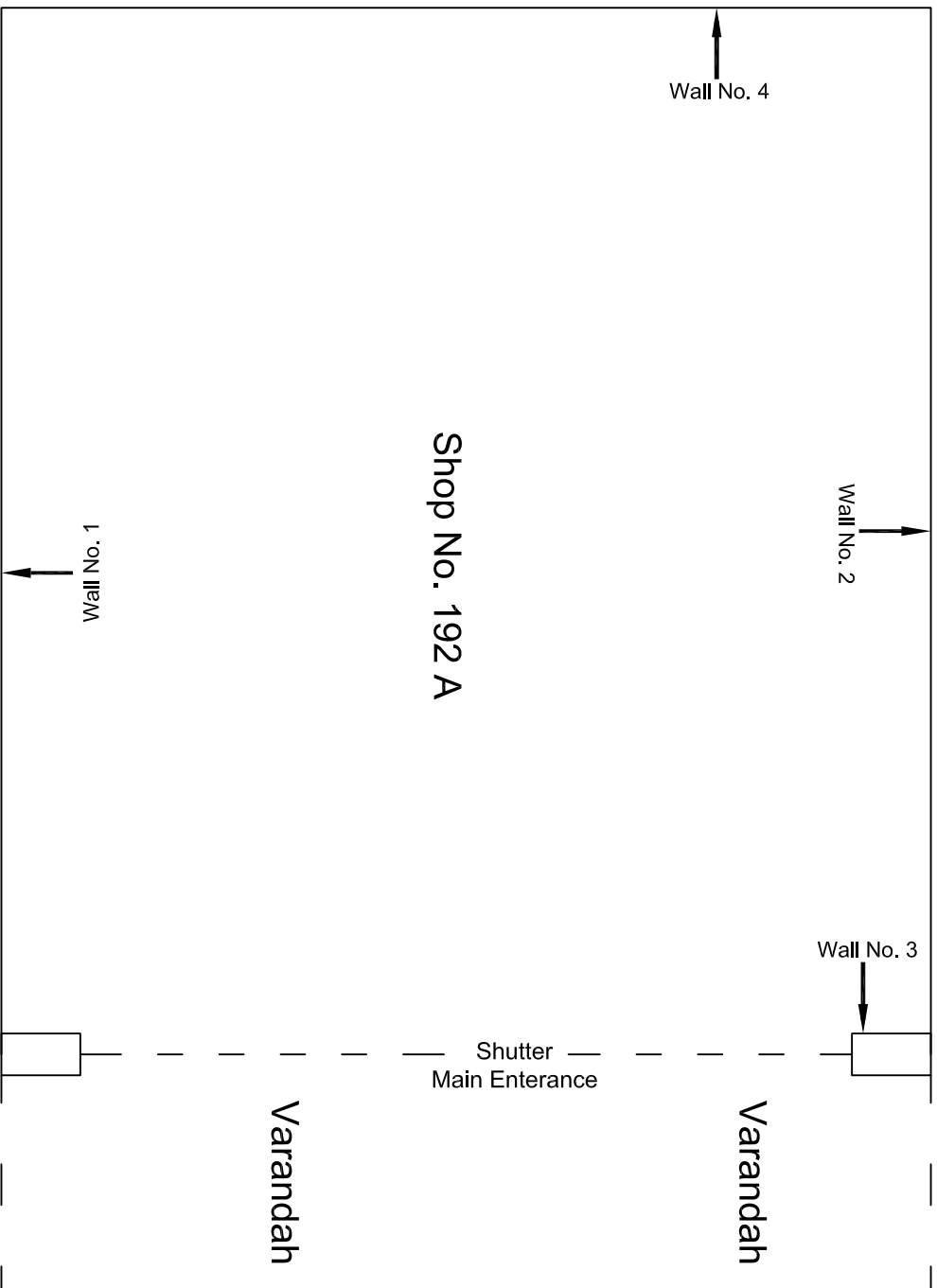
Ground Floor Plan

				CONSULTANT: OMIKRON KAPPA - INDUS CONSULTRANS JV		MAIN CONTRACTOR: CEC	SUB-CONTRACTOR: AIMIL LIMITED	PROJECT TITLE: Design and Construction of Tunnel between Chandpole & Badi Chouper and reversal line by Shield TBM, Underground Metro Stations at Choti Choupar and Badi Choupar by Cut & Cover methods on East West Corridor of Jalpur Metro Phase 1B		
				CLIENT: DMRC/JMRC		CONTRACT: Jalpur Metro Phase 1B				
								DRAWING TITLE: Ground Floor Plan of Shop No. 192, Tripolia Bazar	DRAWING NO.: AIM/ESG/12315/CC-BC-DN-0060-192 / 01	REVISION: R0
00		NP	Dr. PRC	16.11.2013						
Revision	Description of Revision	Drawn By	Approved By	Date						



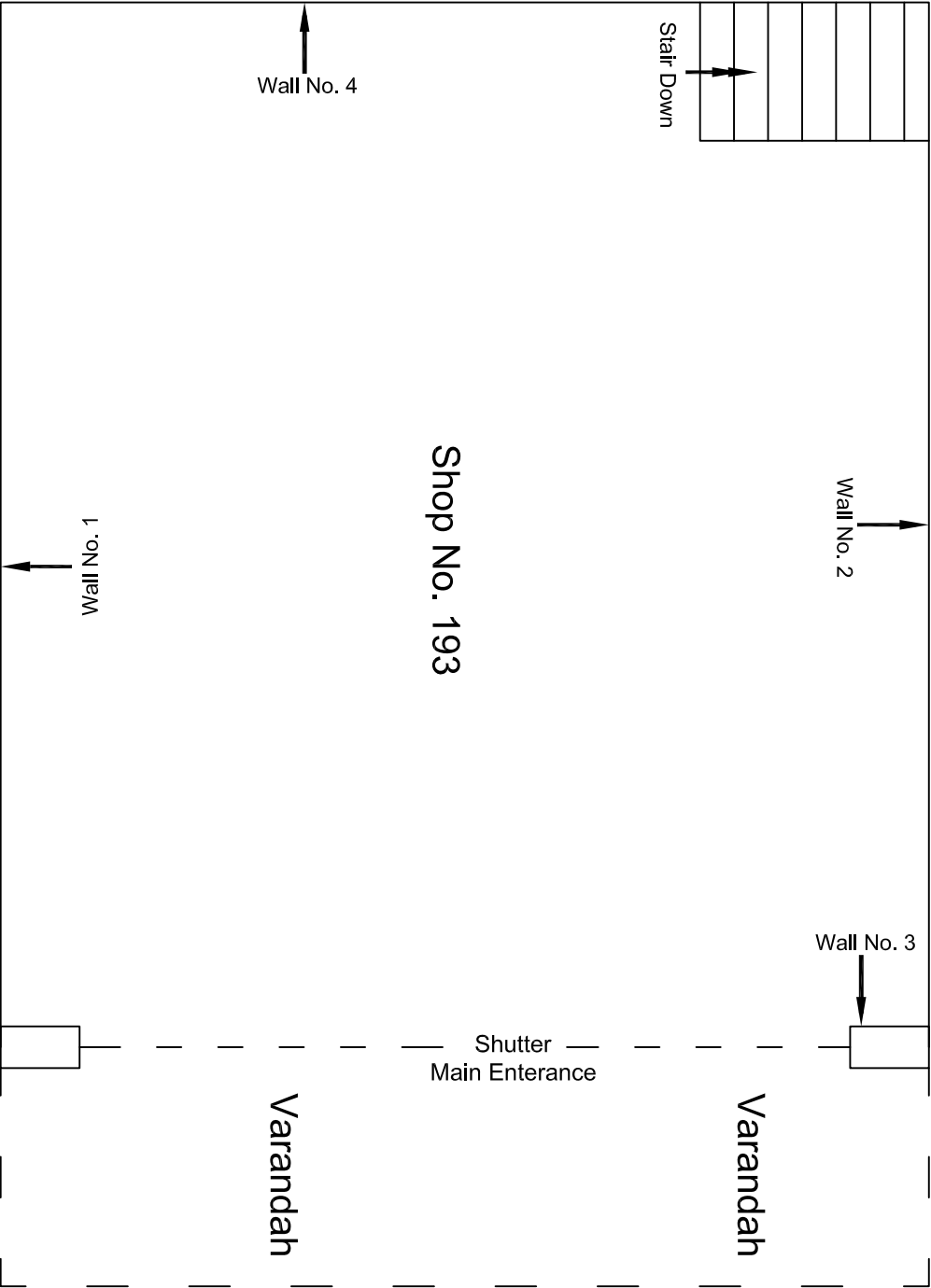
Basement Floor Plan

					CONSULTANT: OMIKRON KAPPA - INDUS CONSULTRANS JV	MAIN CONTRACTOR: CEC	SUB-CONTRACTOR: AIMIL LIMITED	PROJECT TITLE: Design and Construction of Tunnel between Chandpole & Badi Choupar and reversal line by Shield TBM, Underground Metro Stations at Choti Choupar and Badi Choupar by Cut & Cover methods on East West Corridor of Jaipur Metro Phase 1B		
					CLIENT: DMRC/JMRC	CONTRACT: Jaipur Metro Phase 1B				
00		NP	Dr. PRC	16.11.2013				DRAWING TITLE: Basement Floor Plan of Shop	DRAWING NO.: AIMIL/ESG/12315/CC-BG-DN-0060-192 / 02	
Revision	Description of Revision	Drawn By	Approved By	Date				No. 192, Tipolia Bazar	SCALE: Not to Scale	REVISION: R0



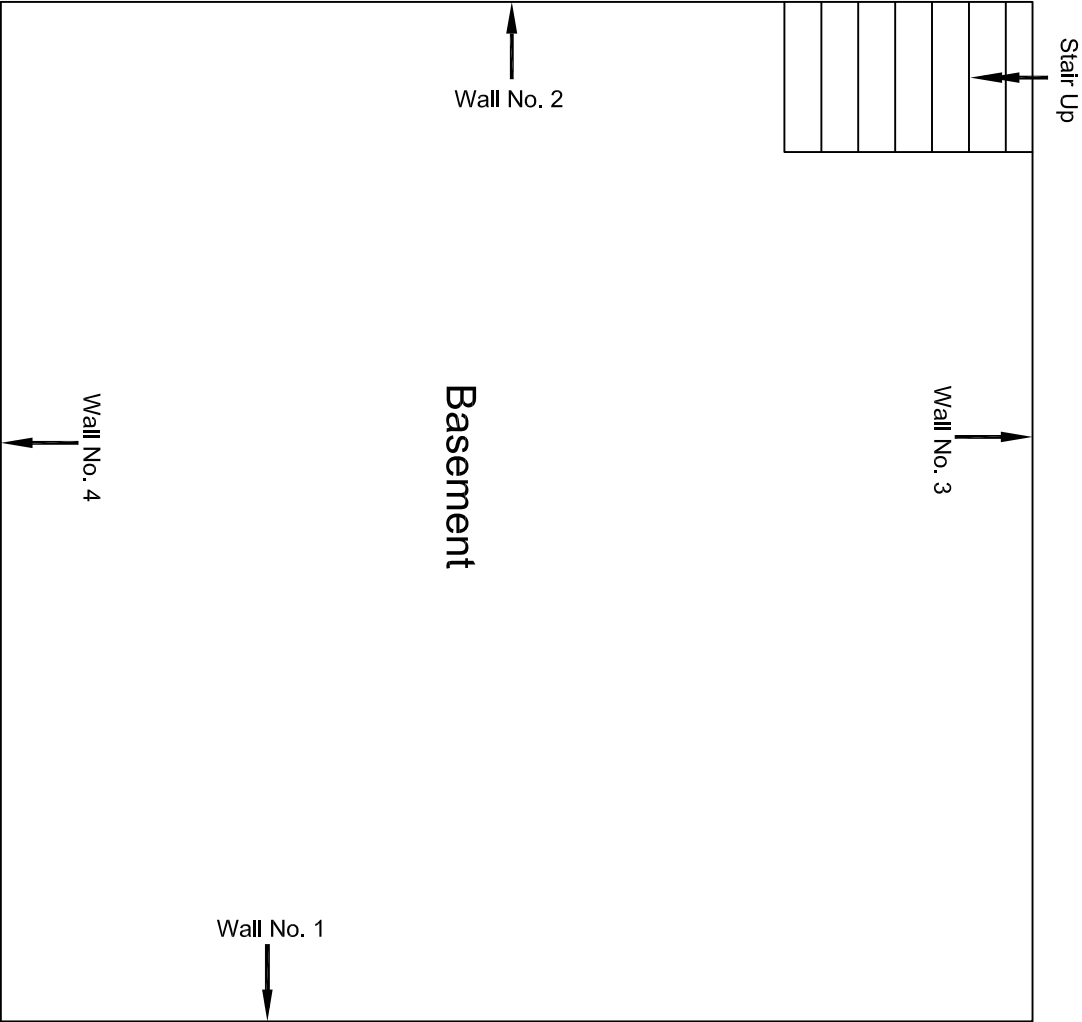
Ground Floor Plan

					CONSULTANT:	MAIN CONTRACTOR:	SUB-CONTRACTOR:	PROJECT TITLE:
					OMIKRON KAPPA - INDUS	CEC	AIMIL LIMITED	Design and Construction of Tunnel between Chandpole & Badf Choupar and (reversal line by Shield TBM, Underground Metro Stations at Choit Choupar and Badf Choupar by Cut & Cover methods on East West Corridor of Jaipur Metro Phase 1B
					CONSULTRANS JV			
					CLIENT:	CONTRACT:	DRAWING TITLE:	
					DMRC/JMRC	Jaiपुर Metro Phase 1B	Ground Floor Plan of Shop No. 192 A, Tripolia Bazar	
00		NP	Dr. PRC	16.11.2013			DRAWING NO.: AIMIL/ESG/12315/ CC-BC-DN-0060-192 A / 01	
Revision	Description of Revision	Drawn By	Approved By	Date			SCALE: Not to Scale	



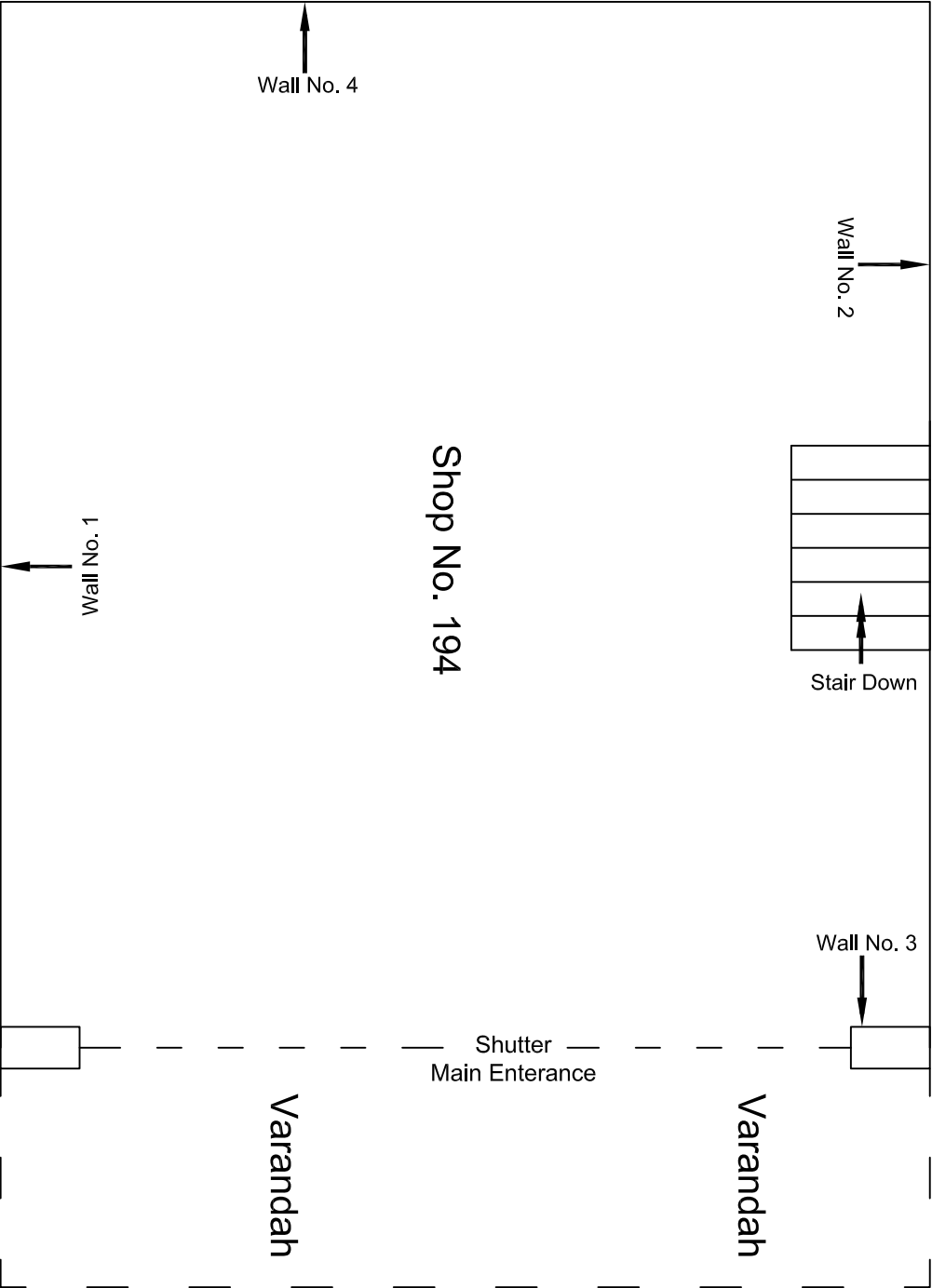
Ground Floor Plan

				CONSULTANT: OMIKRON KAPPA - INDUS CONSULTRANS JV		MAIN CONTRACTOR: CEC		SUB-CONTRACTOR: AIMIL LIMITED		PROJECT TITLE: Design and Construction of Tunnel between Chandpole & Badi Choupar and reversal line by Shield TBM, Underground Metro Stations at Choti Choupar and Badi Choupar by Cut & Cover methods on East West Corridor of Jaipur Metro Phase 1B	
				CLIENT: DMRC/JMRC		CONTRACT: Jaipur Metro Phase 1B				DRAWING TITLE: Ground Floor Plan of Shop No. 193, Tripolia Bazar	
00		NP	Dr. PRC	16.11.2013				DRAWING NO.: AIML/ESG/12315/ CC-BC-DN-0060-193 / 01			
Revision	Description of Revision	Drawn By	Approved By	Date				SCALE: Not to Scale		REVISION: R0	



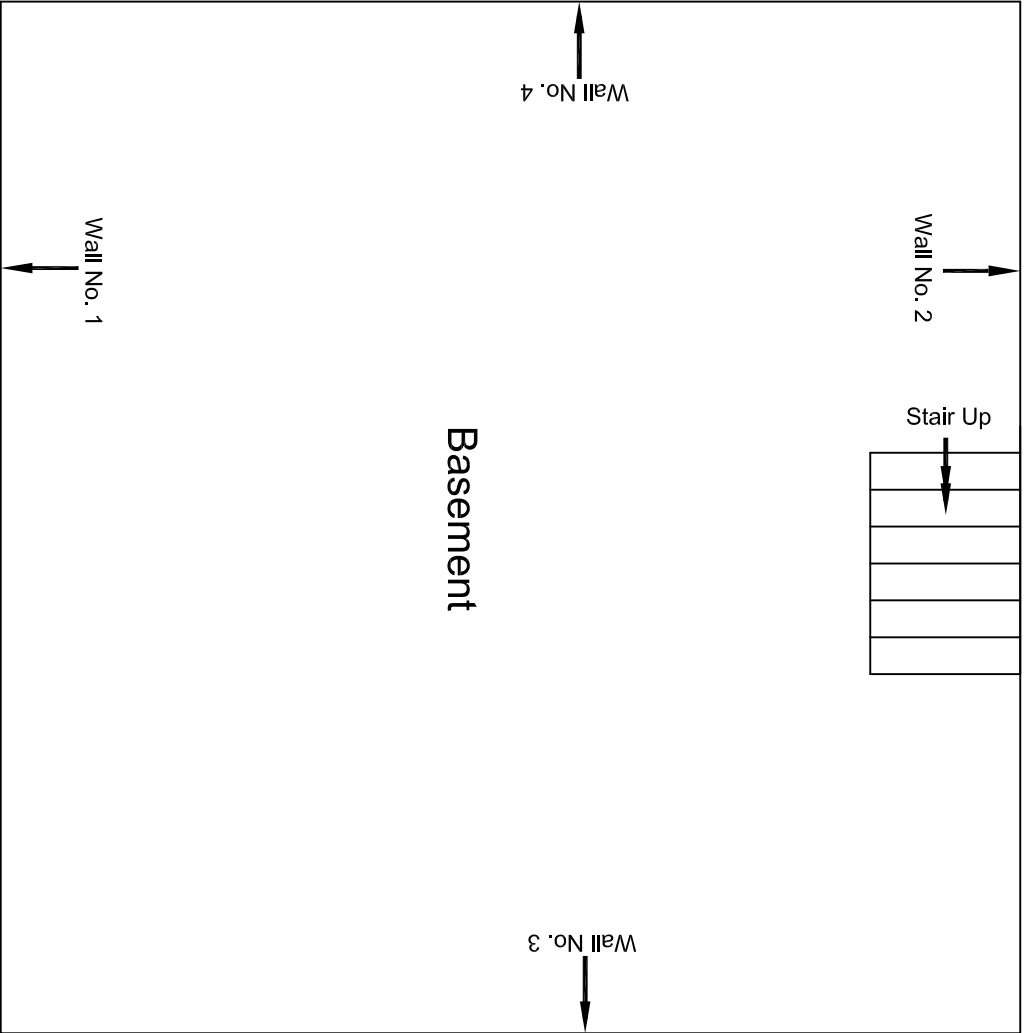
Basement Floor Plan

					CONSULTANT: OMIKRON KAPPA - INDUS CONSULTRANS JV	MAIN CONTRACTOR: CEC	SUB-CONTRACTOR: AIMIL LIMITED	PROJECT TITLE: Design and Construction of Tunnel between Chandpole & Badi Choupar and reversal line by Shield TBM, Underground Metro Stations at Choti Choupar and Badi Choupar by Cut & Cover methods on East West Corridor of Jaipur Metro Phase 1B		
					CLIENT: DMRC/JMRC	CONTRACT: Jaipur Metro Phase 1B		DRAWING TITLE: Basement Floor Plan of Shop No. 193, Tripolia Bazar	DRAWING NO.: AIMIL/ESG/12315/ CC-BC-DN-0060-193 / 02	REVISION: R0
Revision	Description of Revision	Drawn By	Approved By	Date						
00		NP	Dr. PRC	16.11.2013						



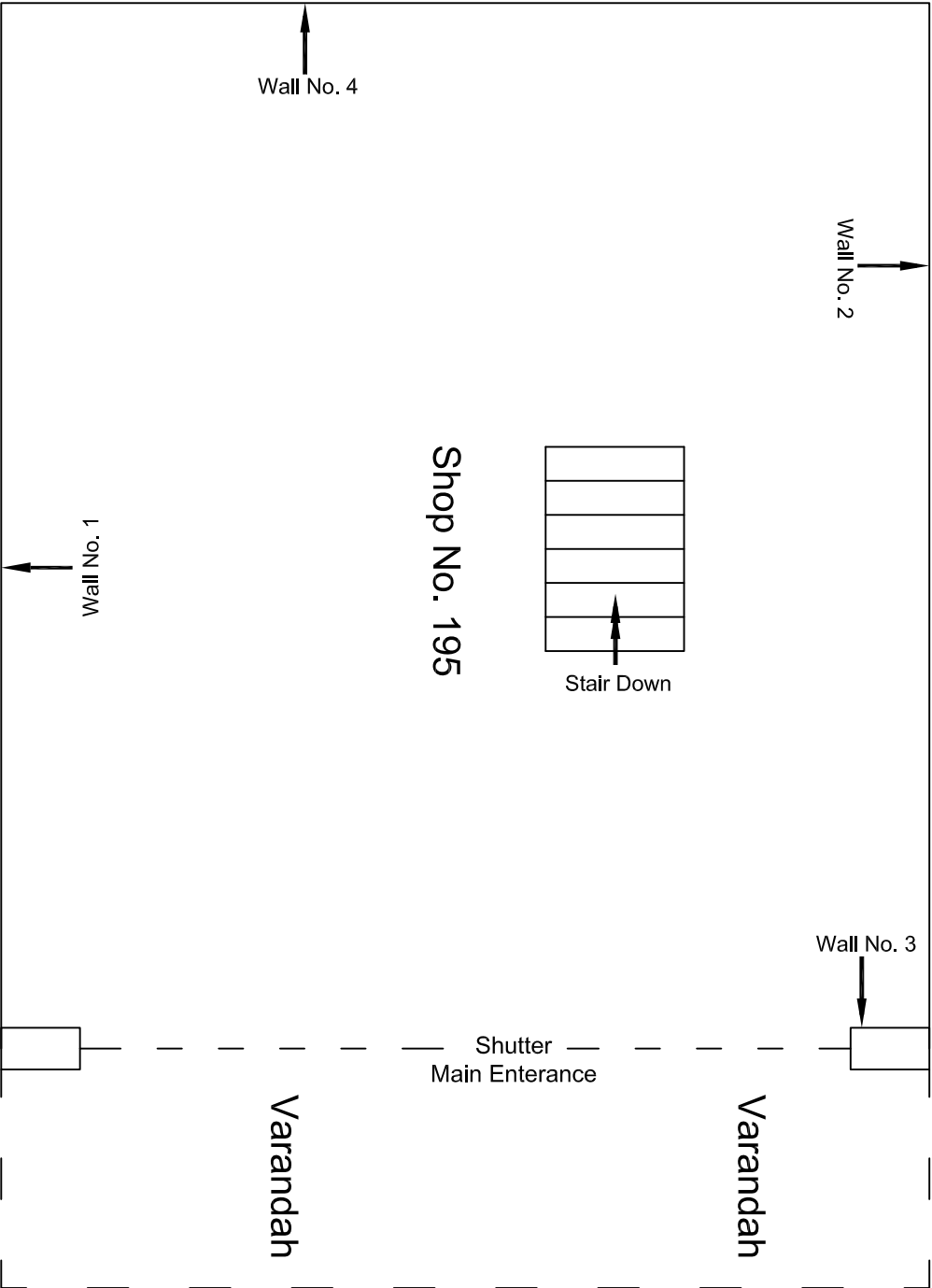
Ground Floor Plan

					CONSULTANT: OMIKRON KAPPA - INDUS CONSULTTRANS JV	MAIN CONTRACTOR: CEC	SUB-CONTRACTOR: AIMIL LIMITED	PROJECT TITLE: Design and Construction of Tunnel between Chandpole & Badi Choupar and reversal line by Shield TBM, Underground Metro Stations at Choti Choupar and Badi Choupar by Cut & Cover methods on East West Corridor of Jaipur Metro Phase 1B		
					CLIENT: DMRC/JMRC	CONTRACT: Jaipur Metro Phase 1B				
00		NP	Dr. PRC	16.11.2013				DRAWING TITLE: Ground Floor Plan of Shop No. 194, Tripolia Bazar	DRAWING NO.: AIML/ESG/12315/ CC-BC-DN-0060-194 / 01	REVISION: R0
Revision	Description of Revision	Drawn By	Approved By	Date						



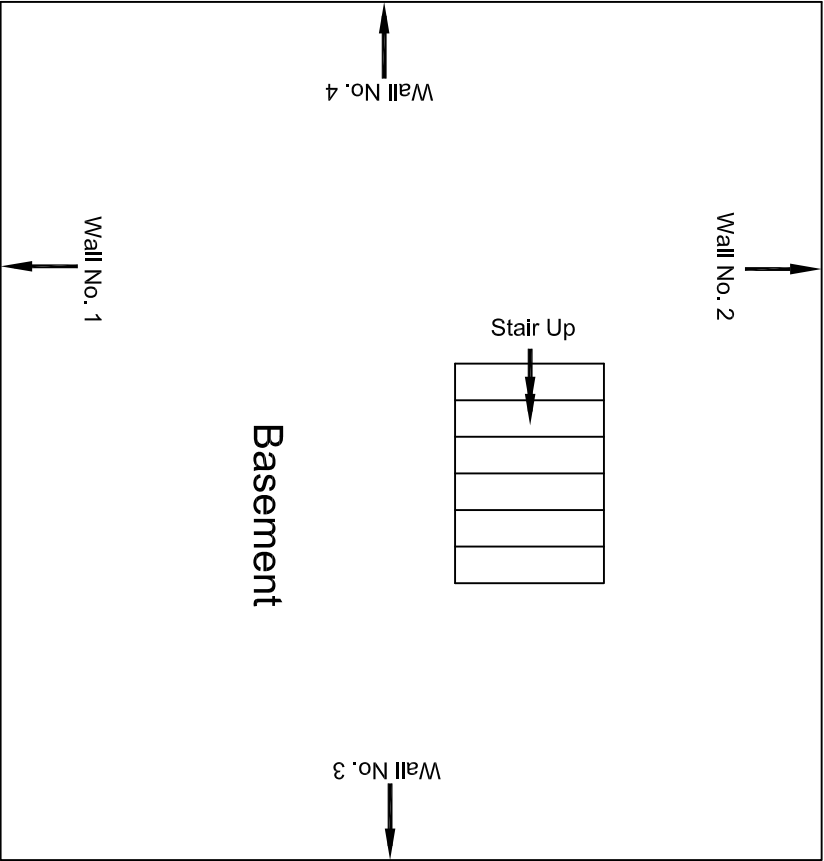
Basement Floor Plan

					CONSULTANT:	MAIN CONTRACTOR:	SUB-CONTRACTOR:	PROJECT TITLE:	
					OMIKRON KAPPA - INDUS	CEC	AIMIL LIMITED	Design and Construction of Tunnel between Chandpole & Badi Choupar and reversal line by Shield TBM, Underground Metro Stations at Choti Choupar and Badi Choupar by Cut & Cover methods on East West Corridor of Jaipur Metro Phase 1B	
					CONSULTRANS JV				
					CLIENT:	CONTRACT:		DRAWING TITLE:	
					DMRC/JMRC	Jaipur Metro Phase 1B		Basement Floor Plan of Shop	
00		NP	Dr. PRC	16.11.2013				AIMIL/ESG/12315/ CC-BC-DN-0060-194 / 02	
Revision	Description of Revision	Drawn By	Approved By	Date				SCALE:	REVISION:
								Not to Scale	R0



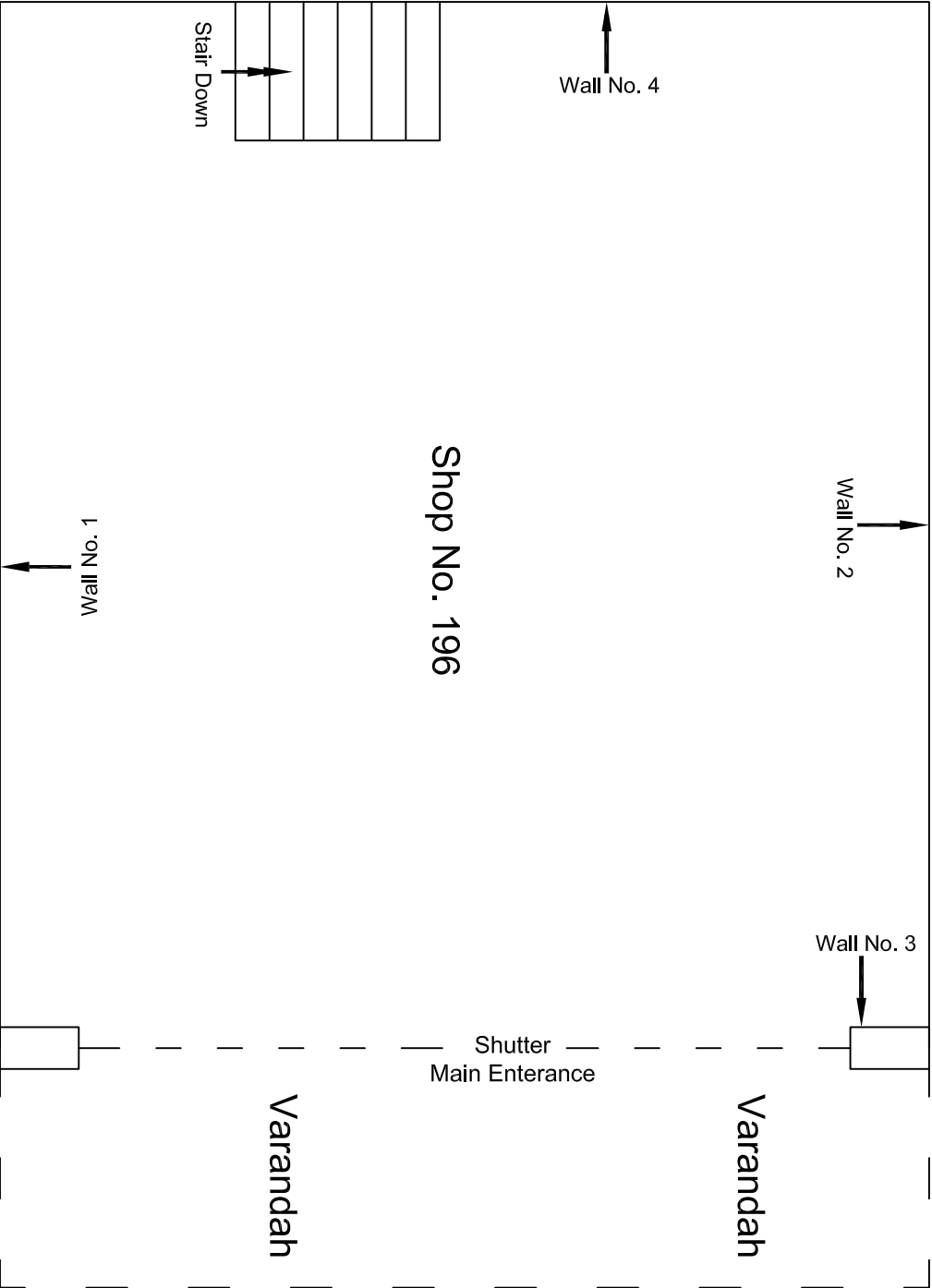
Ground Floor Plan

					CONSULTANT: OMIKRON KAPPA - INDUS CONSULTRANS JV	MAIN CONTRACTOR: CEC	SUB-CONTRACTOR: AIMIL LIMITED	PROJECT TITLE: Design and Construction of Tunnel between Chandpole & Badi Choupar and reversal line by Shield TBM, Underground Metro Stations at Choi Choupar and Badi Choupar by Cut & Cover methods on East West Corridor of Jaipur Metro Phase 1B		
					CLIENT: DMRC/JMRC	CONTRACT: Jaipur Metro Phase 1B				
00		NP	Dr. PRC	16.11.2013				DRAWING TITLE: Ground Floor Plan of Shop No. 195, Tripolia Bazar	DRAWING NO.: AIMIL/ESG/12315/CC-BC-DN-0060-195 / 01	
Revision	Description of Revision	Drawn By	Approved By	Date				SCALE: Not to Scale	REVISION: R0	



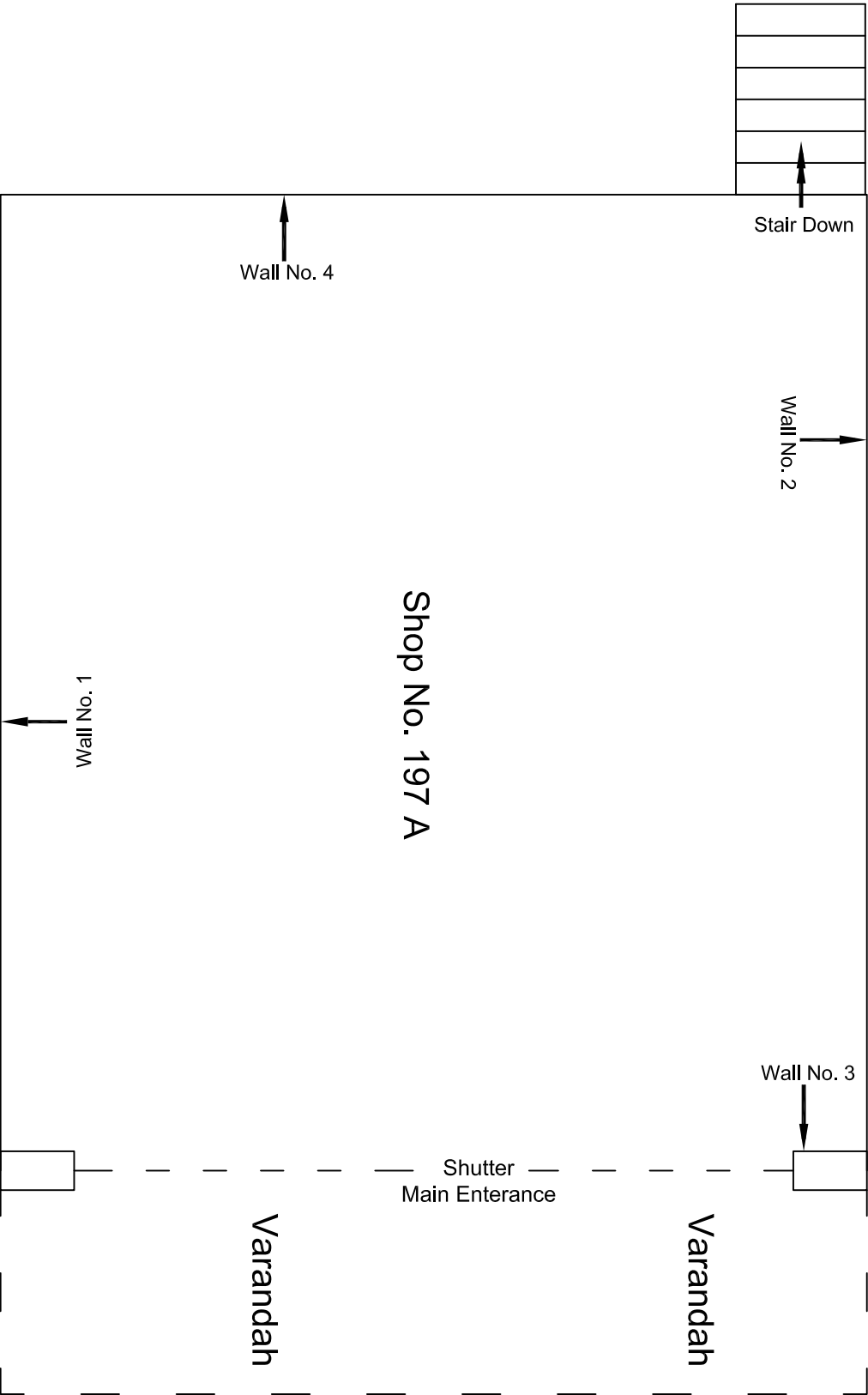
Basement Floor Plan

					CONSULTANT:	MAIN CONTRACTOR:	SUB-CONTRACTOR:	PROJECT TITLE: Design and Construction of Tunnel between Chandpole & Badi Choupar and reversal line by Shield TBM, Underground Metro Stations at Choti Choupar and Badi Choupar by Cut & Cover methods on East West Corridor of Jaipur Metro Phase 1B		
					OMIKRON KAPPA - INDUS	CEC	AIMIL LIMITED			
					CONSULTRANS JV					
					CLIENT:	CONTRACT:				
					DMRC/JMRC	Jaipur Metro Phase 1B		DRAWING TITLE:	Basement Floor Plan of Shop	DRAWING NO.:
00		NP	Dr. PRC	16.11.2013				No. 195, Tripolia Bazar		AIMIL/ESG/12315/ CC-BC-DN-0060-195 / 02
Revision	Description of Revision	Drawn By	Approved By	Date						
					SCALE:		REVISION:			
					Not to Scale		R0			



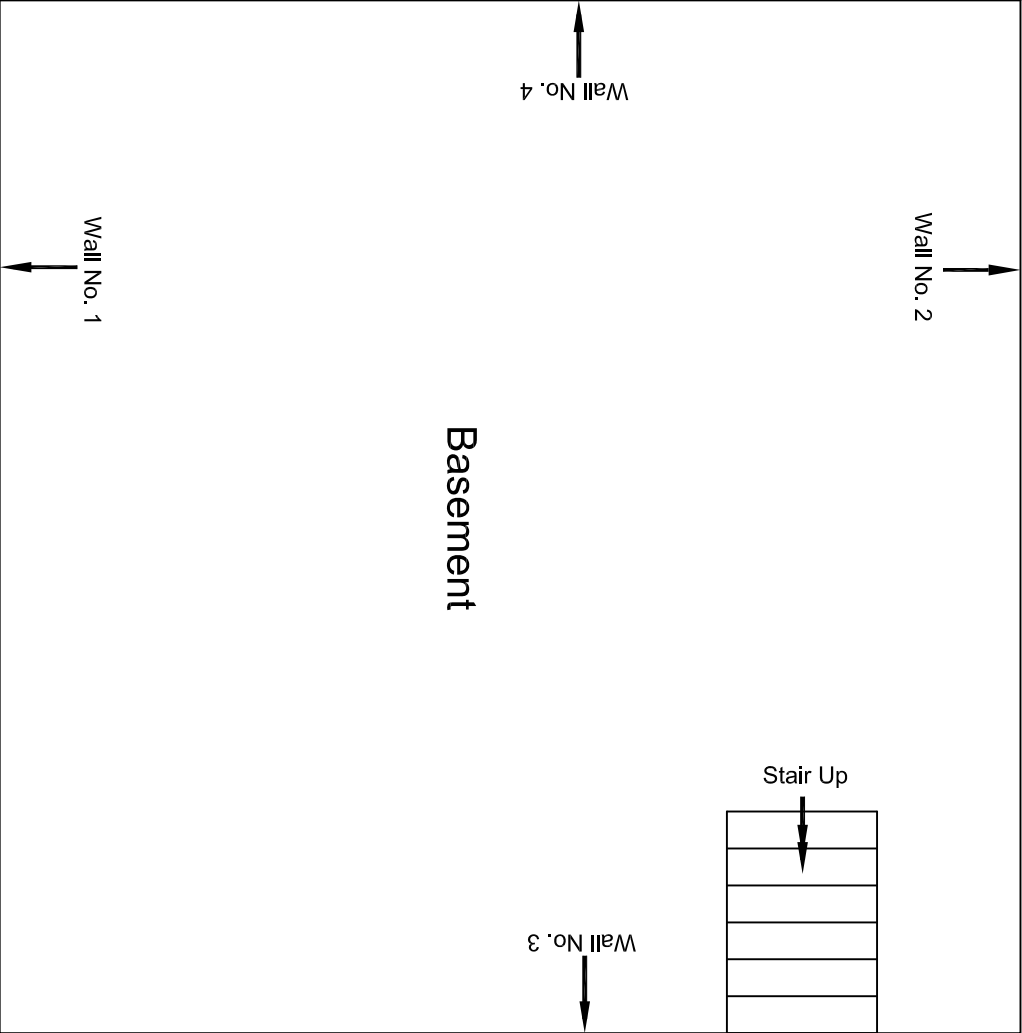
Ground Floor Plan

					CONSULTANT:	MAIN CONTRACTOR:	SUB-CONTRACTOR:	PROJECT TITLE: Design and Construction of Tunnel between Chandpole & Badi Choupar and reversal line by Shield TBM, Underground Metro Stations at Choti Choupar and Badi Choupar by Cut & Cover methods on East West Corridor of Jaipur Metro Phase 1B		
					OMIKRON KAPPA - INDUS CONSULTRANS JV	CEC	AIMIL LIMITED			
					CLIENT: DMRC/JMRC	CONTRACT:				
								DRAWING TITLE:		
								Ground Floor Plan of Shop No. 196, Tripolia Bazar		
00			NP	Dr. PRC	16.11.2013			DRAWING NO.:	AIMIL/ESG/12315/ CC-BG-DN-0060-196 / 01	
Revision	Description of Revision	Drawn By	Approved By	Date				SCALE:	Not to Scale	REVISION:
										R0



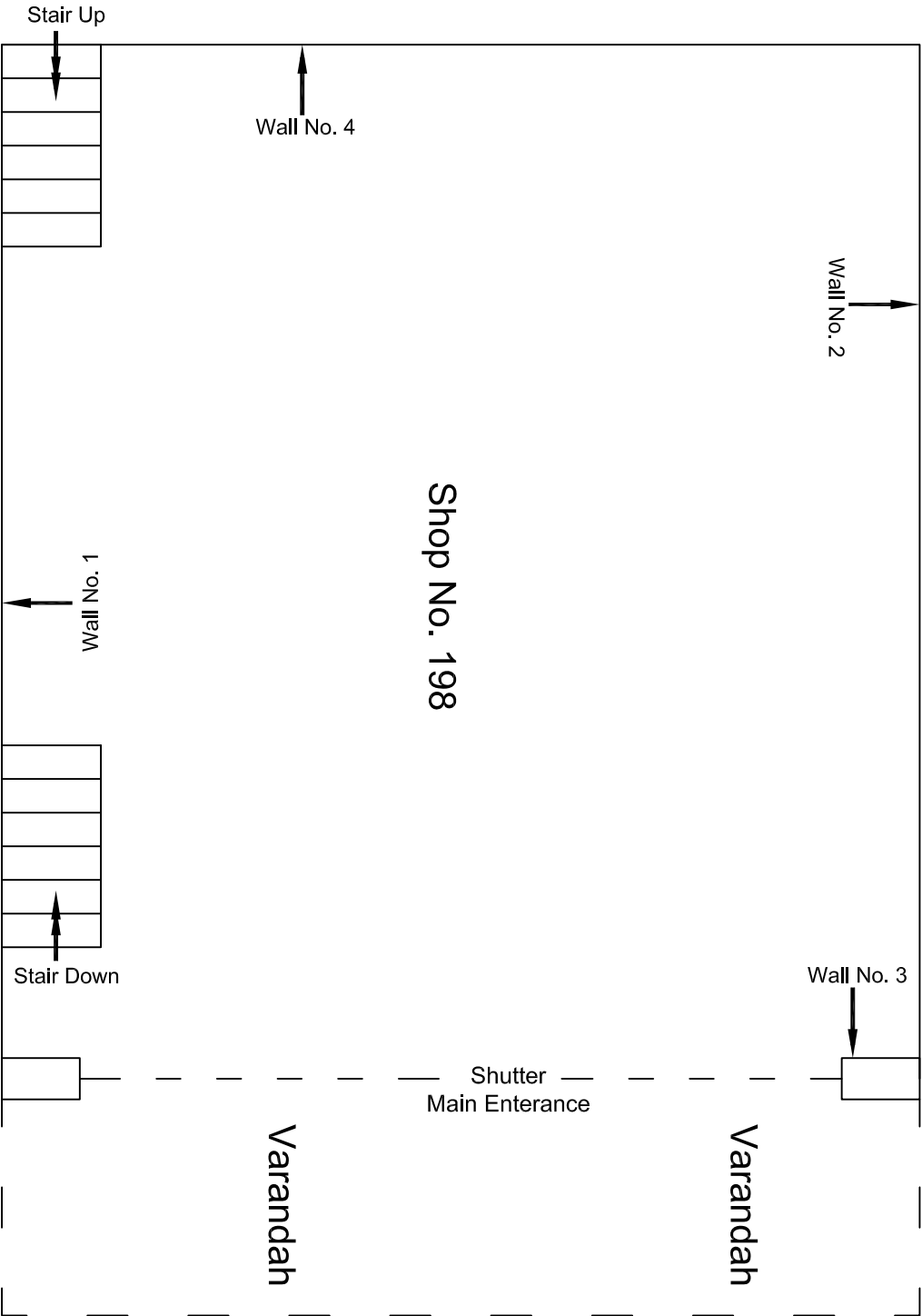
Ground Floor Plan

					CONSULTANT:	MAIN CONTRACTOR:	SUB-CONTRACTOR:	PROJECT TITLE:	DRAWING NO.:	SCALE:	REVISION:
					OMIKRON KAPPA - INDUS	CEC	AIMIL LIMITED	Design and Construction of Tunnel between Chandpole & Badi Choupar and reversal line by Shield TBM, Underground Metro Stations at Choti Choupar and Badi Choupar by Cut & Cover methods on East West Corridor of Jaipur Metro Phase 1B	CC-BC-DN-0060-197 A / 01	Not to Scale	R0
					CONSULT TRANS JV				AIML/ESG/12315/		
					CLIENT:	CONTRACT:		DRAWING TITLE:			
					DMRC/JMRC	Jaipur Metro Phase 1B		Ground Floor Plan of Shop No. 197 A, Tripolia Bazar			
00		NP	Dr. PRC	16.11.2013							
Revision	Description of Revision	Drawn By	Approved By	Date							

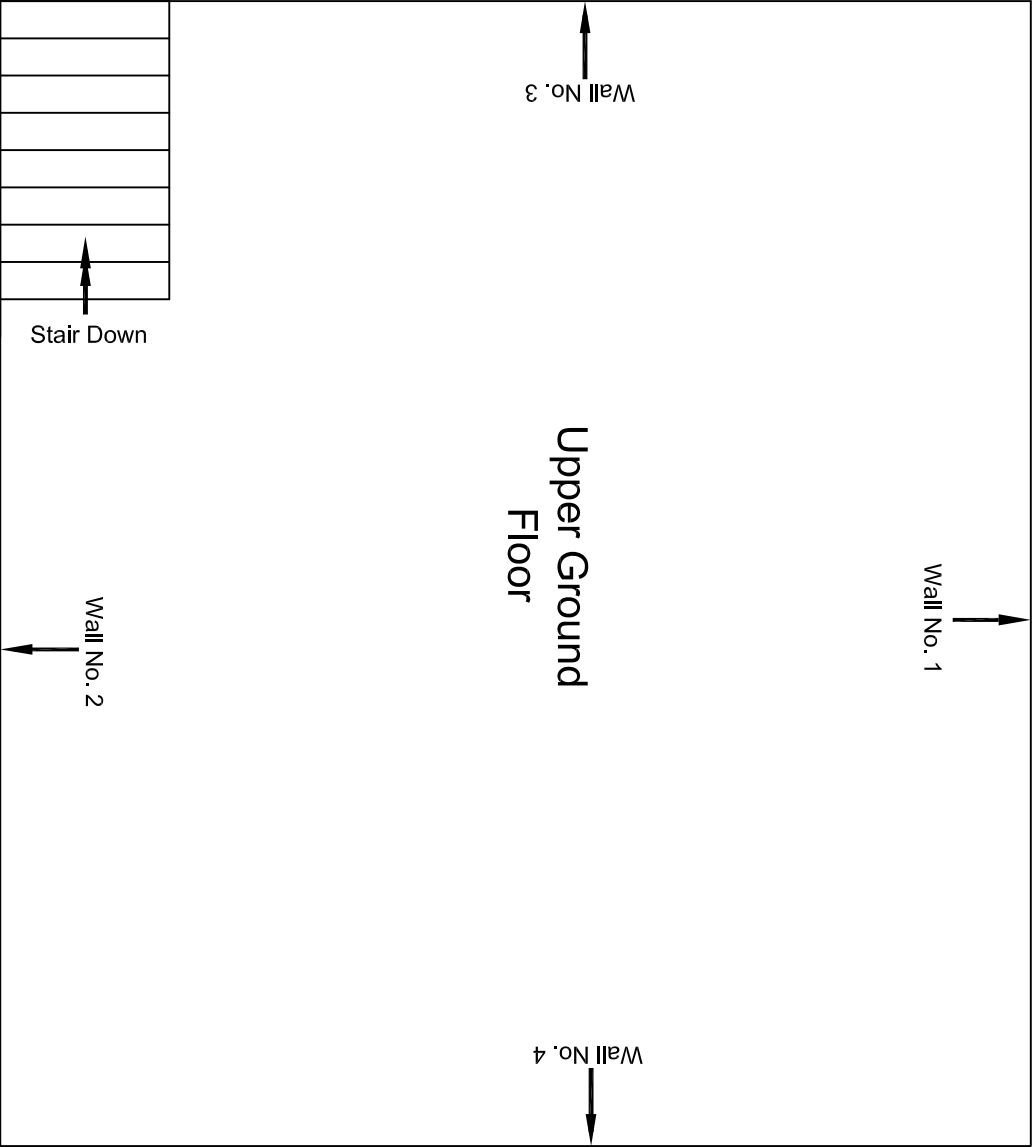


Basement Floor Plan

					CONSULTANT: OMIKRON KAPPA - INDUS CONSULTRANS JV	MAIN CONTRACTOR: CEC	SUB-CONTRACTOR: AIMIL LIMITED	PROJECT TITLE: Design and Construction of Tunnel between Chandpole & Badi Choupar and reversal line by Shield TBM, Underground Metro Stations at Chhoti Choupar and Badi Choupar by Cut & Cover methods on East West Corridor of Jaipur Metro Phase 1B		
								DRAWING TITLE: Basement Floor Plan of Shop	DRAWING NO.: AIMIL/ESG/12315/ CC-BC-DN-0060-197 A / 02	
00		NP	Dr. PRC	16.11.2013	CLIENT: DMRC/JMRC	CONTRACT: Jaipur Metro Phase 1B			SCALE: Not to Scale	REVISION: R0
Revision	Description of Revision	Drawn By	Approved By	Date						

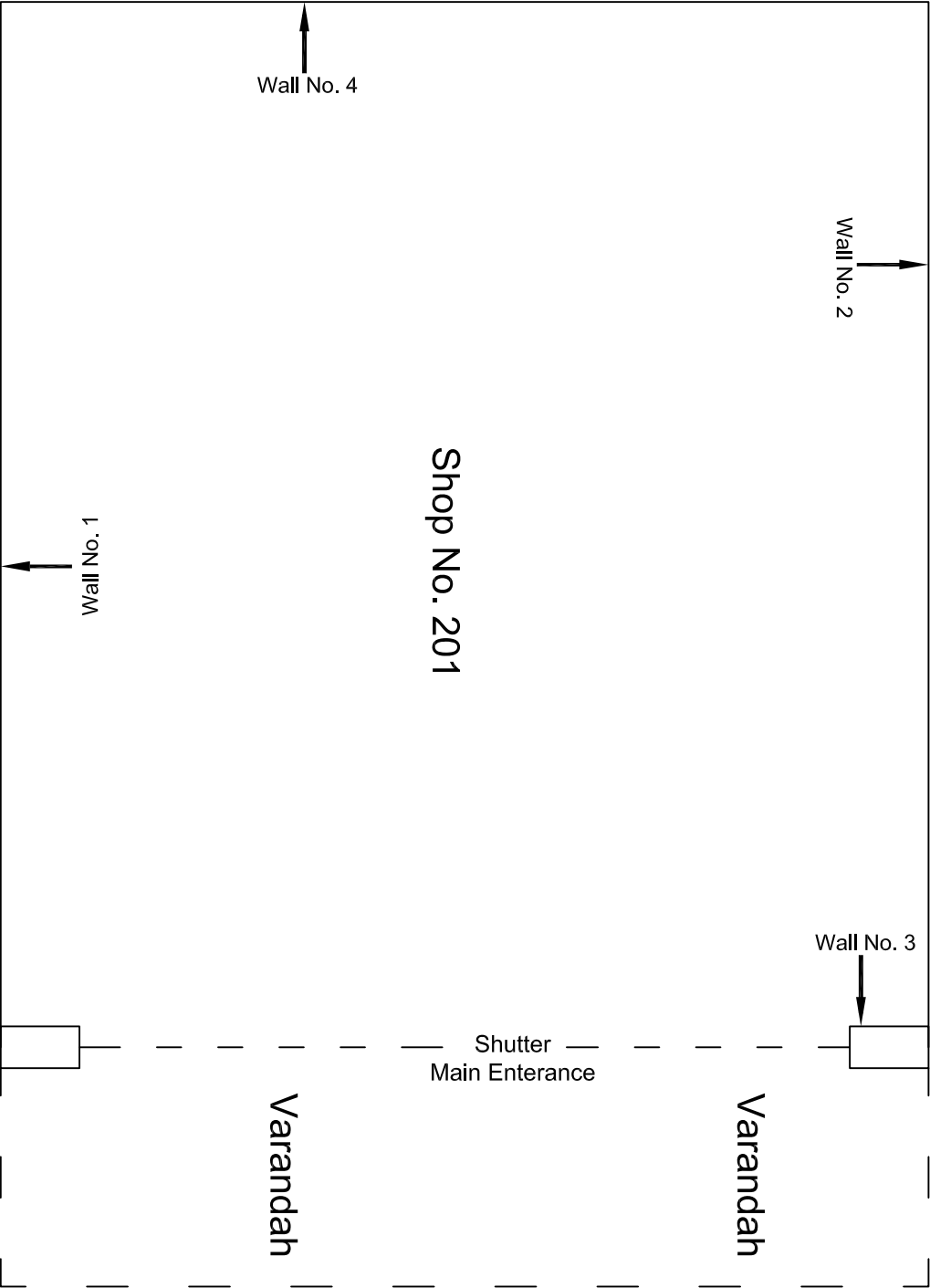


					CONSULTANT:	OMIKRON KAPPA-INDUS CONSULTRANS JV	MAIN CONTRACTOR:	CEC	SUB-CONTRACTOR:	AIMIL LIMITED	PROJECT TITLE:	Design and Construction of Tunnel between Chandpole & Badi Choupar and reversal line by Shield TBM, Underground Metro Stations at Choi Choupar and Badi Choupar by Cut & Cover methods on East West Corridor of Jaipur Metro Phase 1B
					CLIENT:	DMRC/JMRC	CONTRACT:	Jaipur Metro Phase 1B			DRAWING TITLE:	Ground Floor Plan of Shop No. 198, Tripolia Bazar
00					NP	Dr. PRC	16.11.2013				DRAWING NO.:	AIMIL/ESG/12315/ CC-BC-DN-0061-198 / 01
Revision	Description of Revision	Drawn By	Approved By	Date				SCALE:	Not to Scale	REVISION:	R0	



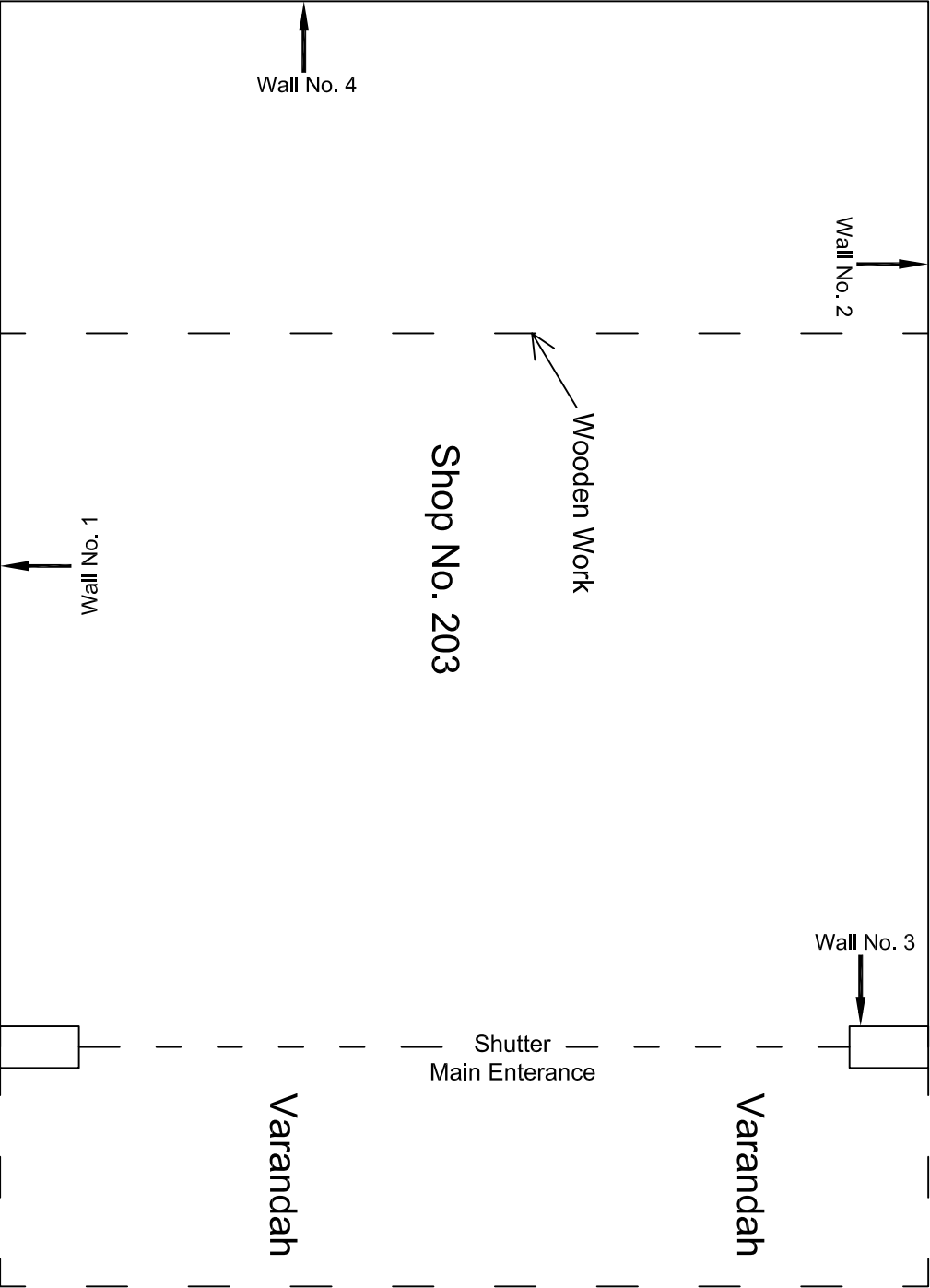
Upper Ground Floor Plan

						CONSULTANT: OMIKRON KAPPA-INDUS CONSULTRANS JV	MAIN CONTRACTOR: CEC	SUB-CONTRACTOR: AIMIL LIMITED	PROJECT TITLE: Design and Construction of Tunnel between Chandpole & Badi Choupar and reversal line by Shield TBM, Underground Metro Stations at Choti Choupar and Badi Choupar by Cut & Cover methods on East West Corridor of Jaipur Metro Phase 1B			
						CLIENT: DMRC/JMRC	CONTRACT: Jaipur Metro Phase 1B		DRAWING TITLE: Upper Ground Floor Plan of Shop No. 198, Tripolia Bazar	DRAWING NO.: AIMIL/ESG/12315/CC-BC-DN-0061-198 / 02		
00		NP	Dr. PRC	16.11.2013					SCALE: Not to Scale		REVISION: R0	
Revision	Description of Revision	Drawn By	Approved By	Date								



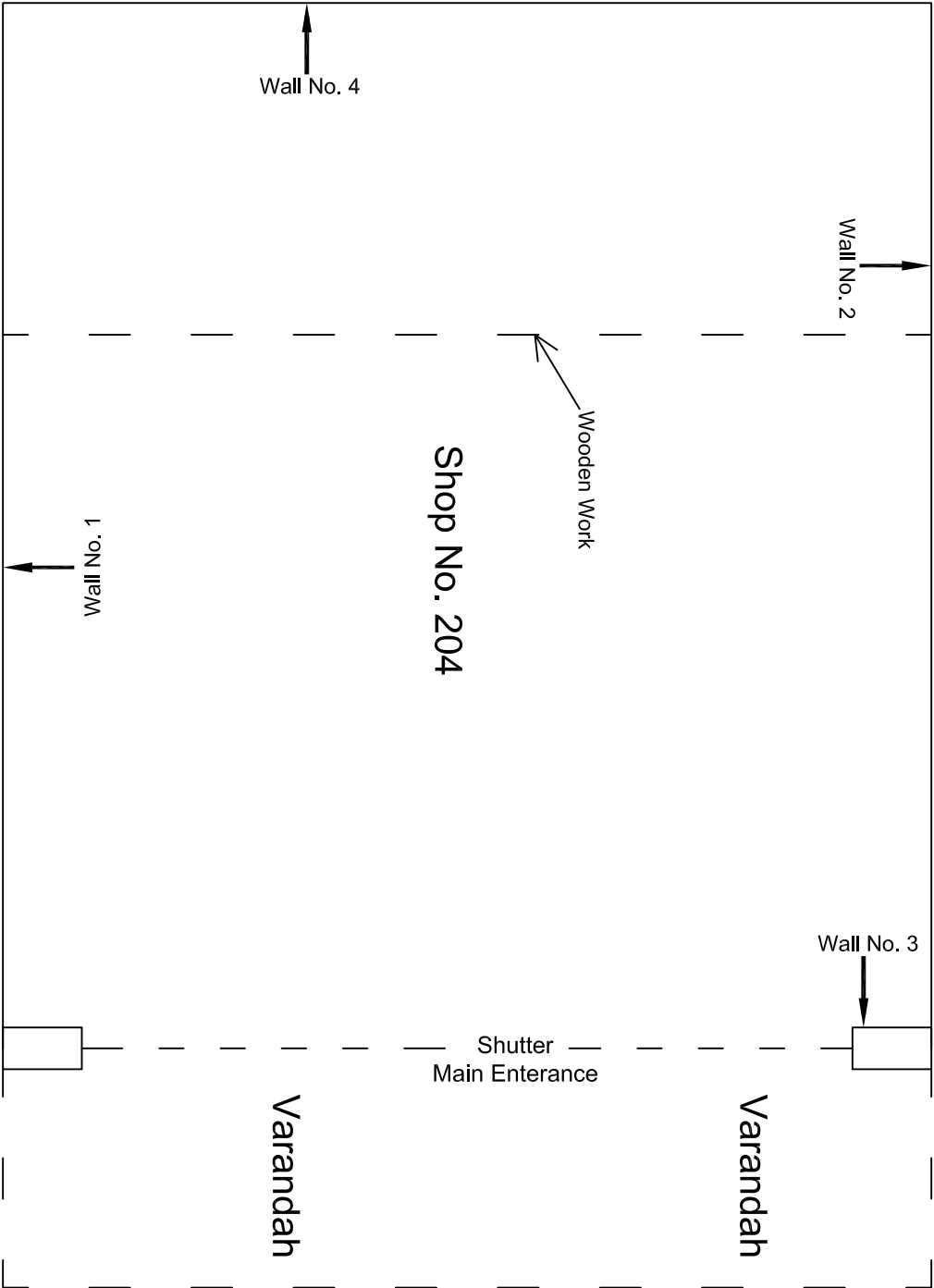
Ground Floor Plan

					CONSULTANT:	OMIKRON KAPPA-INDUS CONSULTRANS JV	MAIN CONTRACTOR:	CEC	SUB-CONTRACTOR:	AIMIL LIMITED	PROJECT TITLE:	Design and Construction of Tunnel between Chandpole & Badi Choupar and reversal line by Shield TBM, Underground Metro Stations at Choti Choupar and Badi Choupar by Cut & Cover methods on East West Corridor of Jaipur Metro Phase 1B			
					CLIENT:	DMRC/JMRC	CONTRACT:	Jaipur Metro Phase 1B			DRAWING TITLE:	DRAWING NO.:	AIMIL/ESG/12315/CC-BC-DN-0061-201 / 01		
00		NP	Dr. PRC	16.11.2013							Ground Floor Plan of Shop No. 201, Tripolia Bazar	SCALE:	Not to Scale	REVISION:	R0
Revision	Description of Revision	Drawn By	Approved By	Date											



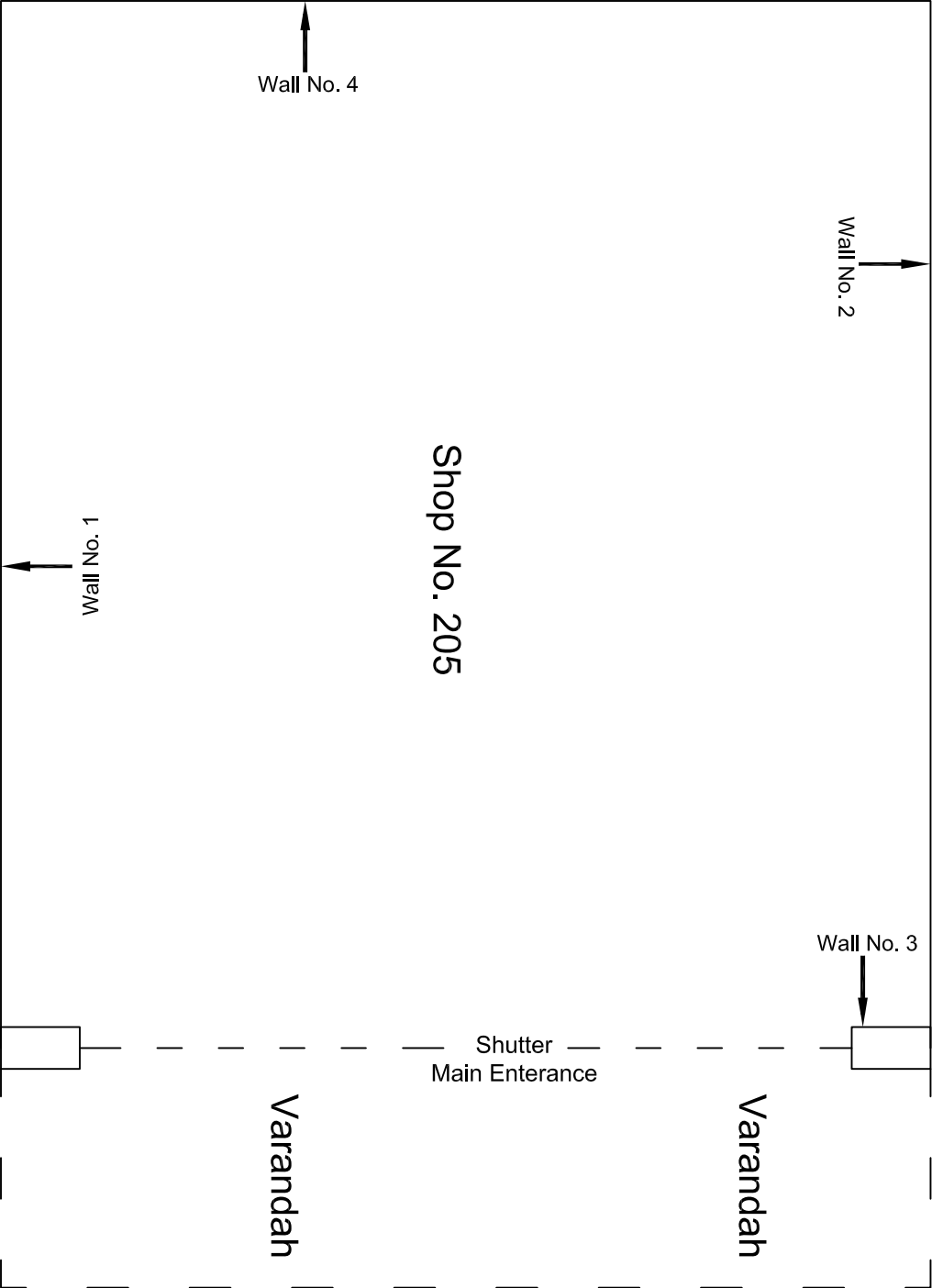
Ground Floor Plan

					CONSULTANT: OMIKRON KAPPA-INDUS CONSULTRANS JV	MAIN CONTRACTOR: CEC	SUB-CONTRACTOR: AIMIL LIMITED	PROJECT TITLE: Design and Construction of Tunnel between Chandpole & Badi Chouper and reversal line by Shield TBM, Underground Metro Stations at Choti Choupar and Badi Choupar by Cut & Cover methods on East West Corridor of Jaipur Metro Phase 1B		
								DRAWING TITLE: Ground Floor Plan of Shop No. 203, Tripolia Bazar	DRAWING NO.: AIMIL/ESG/12315/ CC-BC-DN-0061-203 / 01	REVISION: R0
					CLIENT: DMRC/JMRC	CONTRACT: Jaipur Metro Phase 1B				
00		NP	Dr. PRC	16.11.2013						
Revision	Description of Revision	Drawn By	Approved By	Date						



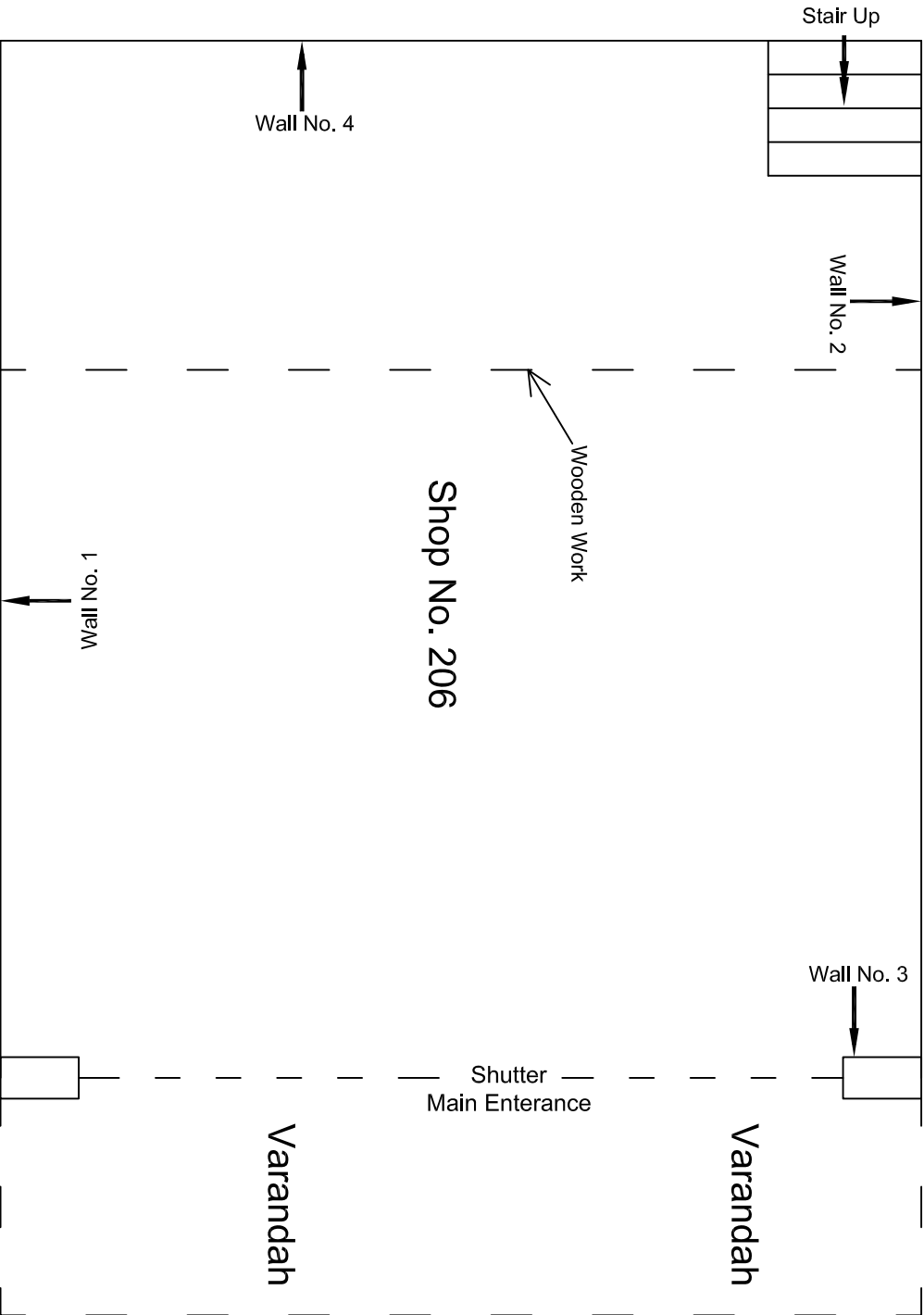
Ground Floor Plan

					CONSULTANT:	MAIN CONTRACTOR:	SUB-CONTRACTOR:	PROJECT TITLE:		
					OMIKRON KAPPA-INDUS	CEC	AIMIL LIMITED	Design and Construction of Tunnel between Chandpole & Badli Choupar and reversal line by Shield TBM, Underground Metro Stations at Choti Choupar and Badli Choupar by Cut & Cover methods on East West Corridor of Jaipur Metro Phase 1B	DRAWING NO.:	
					CONSULTTRANS JV				AIMIL/ESG/12315/	
						CONTRACT:		DRAWING TITLE:	CC-BC-DN-0061-204 / 01	
					CLIENT:			Ground Floor Plan of Shop	SCALE:	REVISION:
					DMRC/JMRC	Jaipur Metro Phase 1B		No. 204, Tripolia Bazar	Not to Scale	R0
00		NP	Dr. PRC	16.11.2013						
Revision	Description of Revision	Drawn By	Approved By	Date						



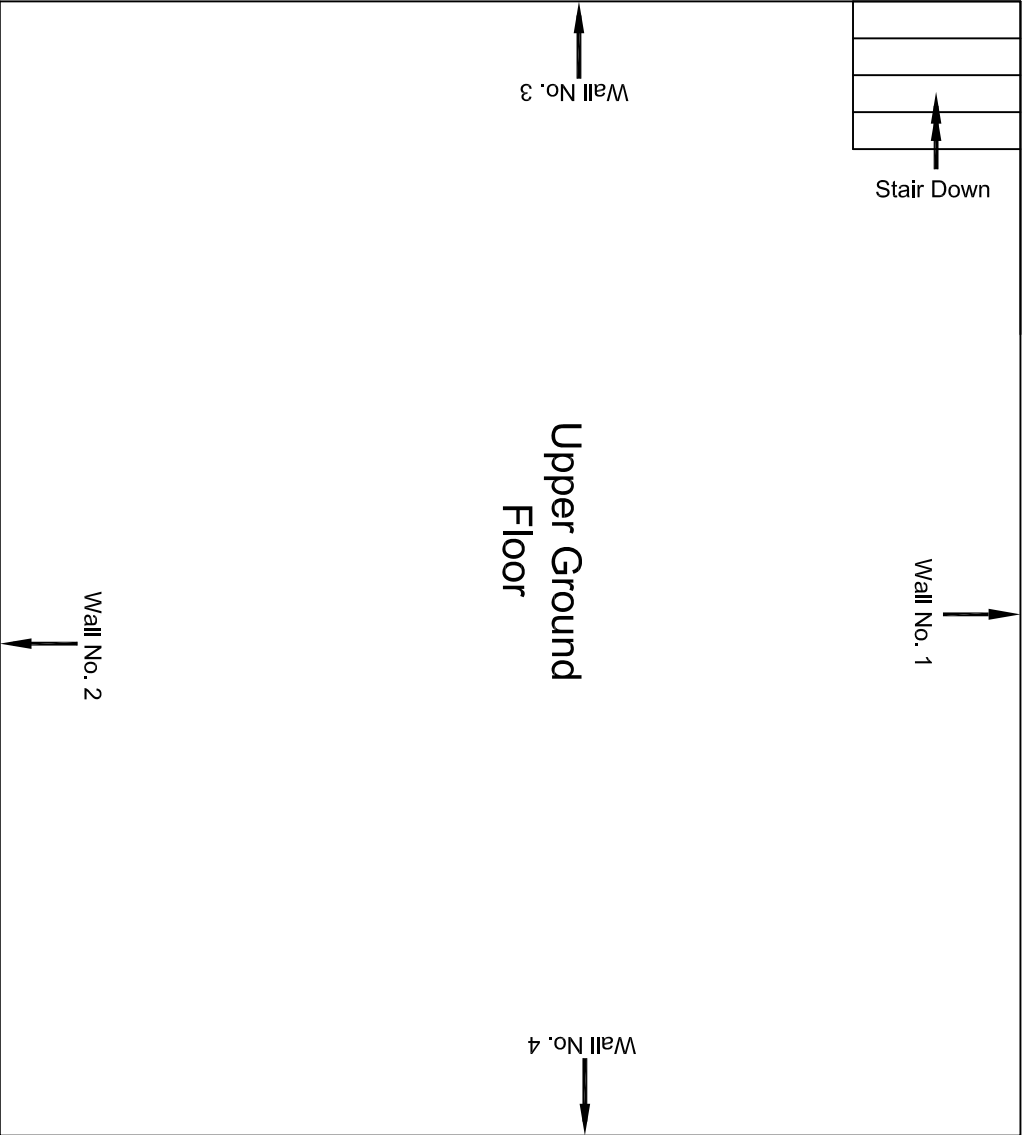
Ground Floor Plan

				CONSULTANT: OMIKRON KAPPA-INDUS CONSULTTRANS JV		MAIN CONTRACTOR: CEC		SUB-CONTRACTOR: AIMIL LIMITED		PROJECT TITLE: Design and Construction of Tunnel between Chandpole & Badi Choupar and reversal line by Shield TBM, Underground Metro Stations at Choft Choupar and Badi Choupar by Cut & Cover methods on East West Corridor of Jaipur Metro Phase 1B	
				CLIENT: DMRC/JMRC		CONTRACT: Jaipur Metro Phase 1B		DRAWING NO.: AIMIL/ESG/12315/ CC-BC-DN-0061-205 / 01		SCALE: Not to Scale	
00		NP	Dr. PRC	16.11.2013						REVISION: R0	
Revision	Description of Revision	Drawn By	Approved By	Date							



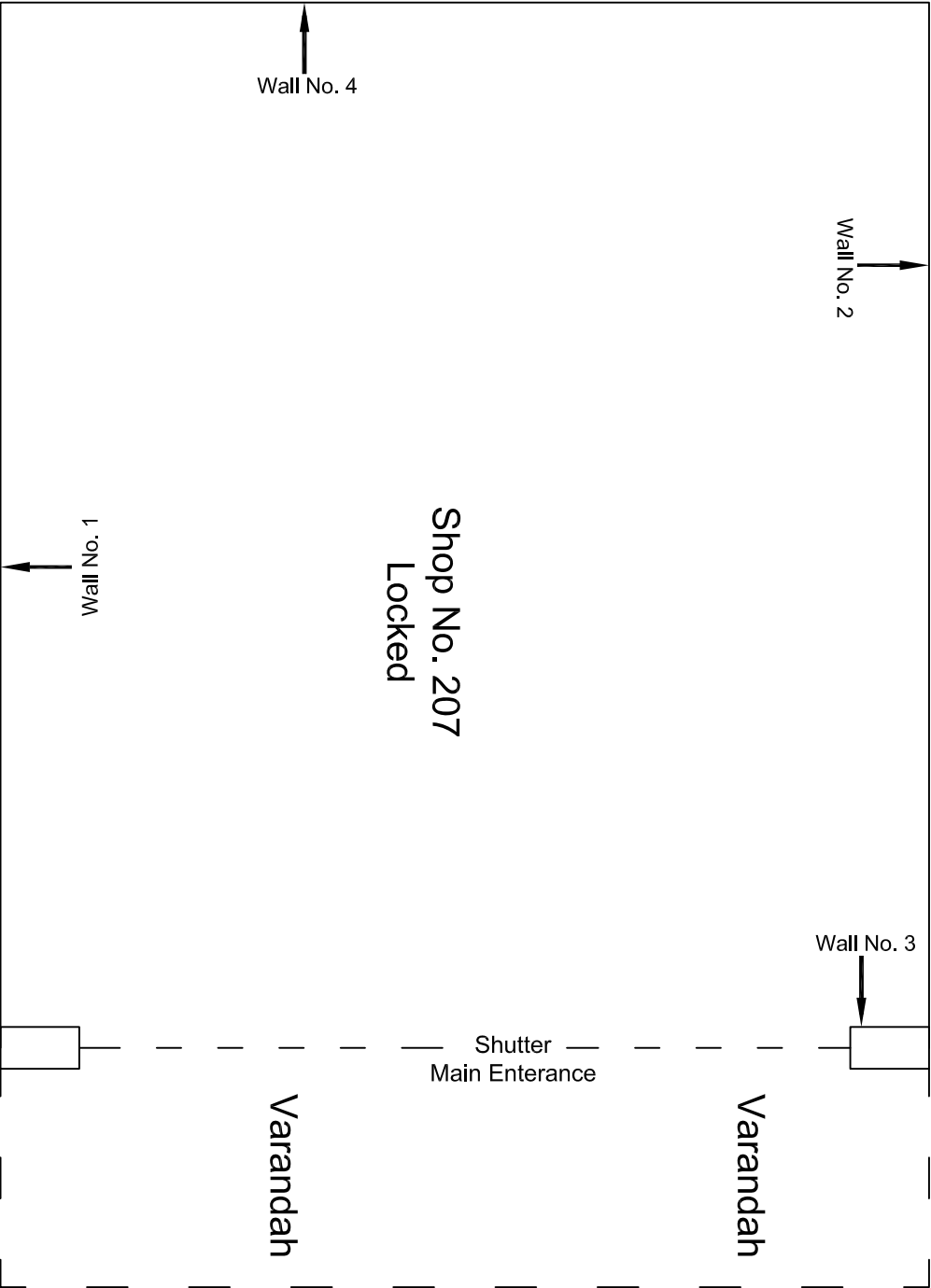
Ground Floor Plan

				CONSULTANT: OMIKRON KAPPA-INDUS CONSULTRANS JV		MAIN CONTRACTOR: CEC		SUB-CONTRACTOR: AIMIL LIMITED		PROJECT TITLE: Design and Construction of Tunnel between Chandpole & Badi Choupar and reversal line by Shield TBM, Underground Metro Stations at Choti Choupar and Badi Choupar by Cut & Cover methods on East West Corridor of Jaipur Metro Phase 1B		
				CLIENT: DMRC/JMRC		CONTRACT: Jaipur Metro Phase 1B		DRAWING TITLE: Ground Floor Plan of Shop No. 206, Tripolia Bazar		DRAWING NO.: AIML/ESG/12315/ CC-BC-DN-0061-206 / 01		
										SCALE: Not to Scale		
00		NP	Dr. PRC	16.11.2013						REVISION: R0		
Revision	Description of Revision	Drawn By	Approved By	Date								



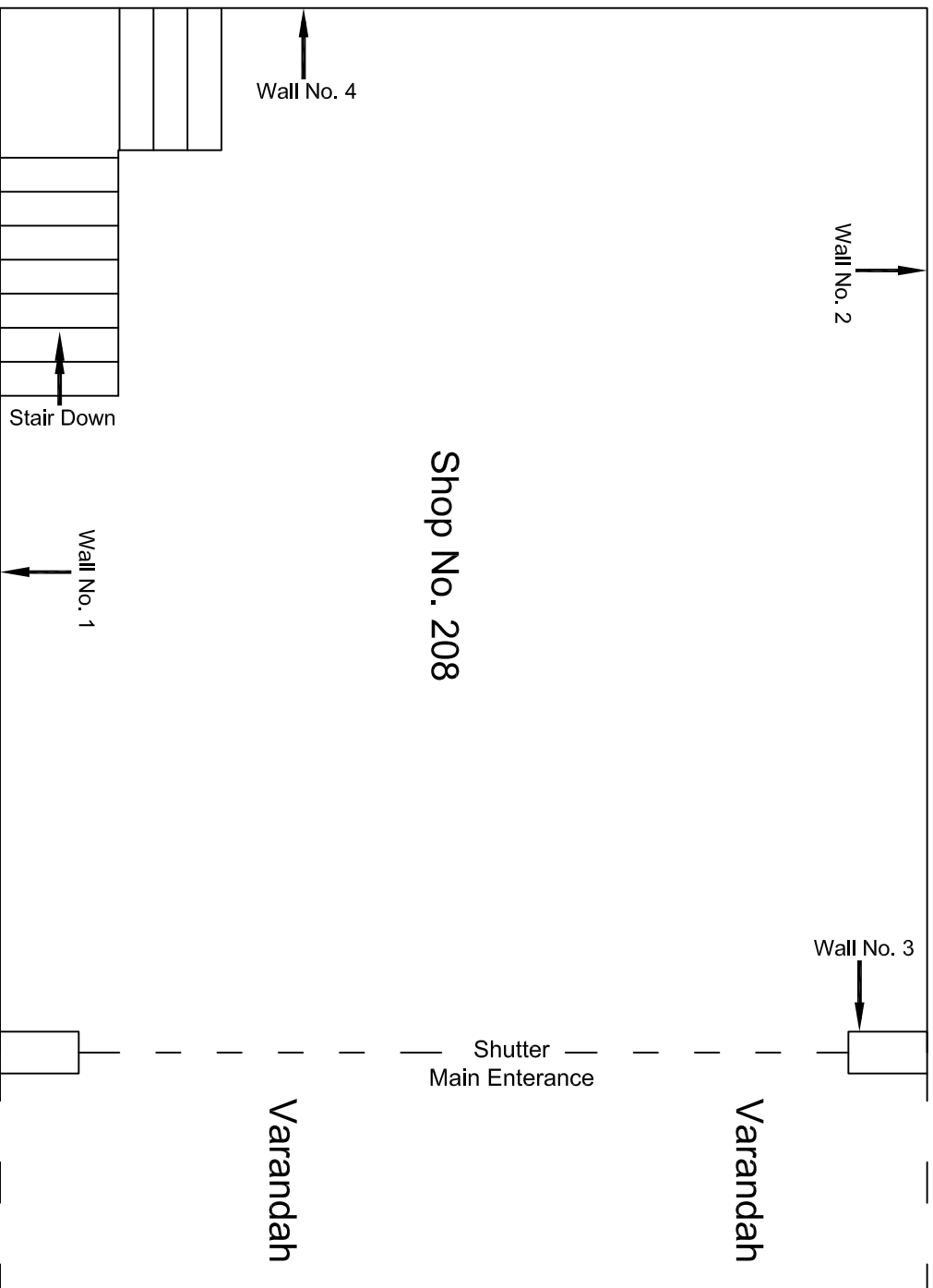
Ground Floor Plan

					CONSULTANT: OMIKRON KAPPA-INDUS CONSULTRANS JV	MAIN CONTRACTOR: CEC	SUB-CONTRACTOR: AIMIL LIMITED	PROJECT TITLE: Design and Construction of Tunnel between Chandpole & Badi Choupar and reversal line by Shield TBM, Underground Metro Stations at Choti Choupar and Badi Choupar by Cut & Cover methods on East West Corridor of Jaipur Metro Phase 1B		
					CLIENT: DMRC/JMRC	CONTRACT: Jaipur Metro Phase 1B		DRAWING TITLE: Ground Floor Plan of Shop No. 206, Tripolia Bazar	DRAWING NO.: AIMIL/ESG/12315/ CC-BC-DN-0061-206 / 01	
									SCALE: Not to Scale	REVISION: R0
00		NP	Dr. PRC	16.11.2013						
Revision	Description of Revision	Drawn By	Approved By	Date						



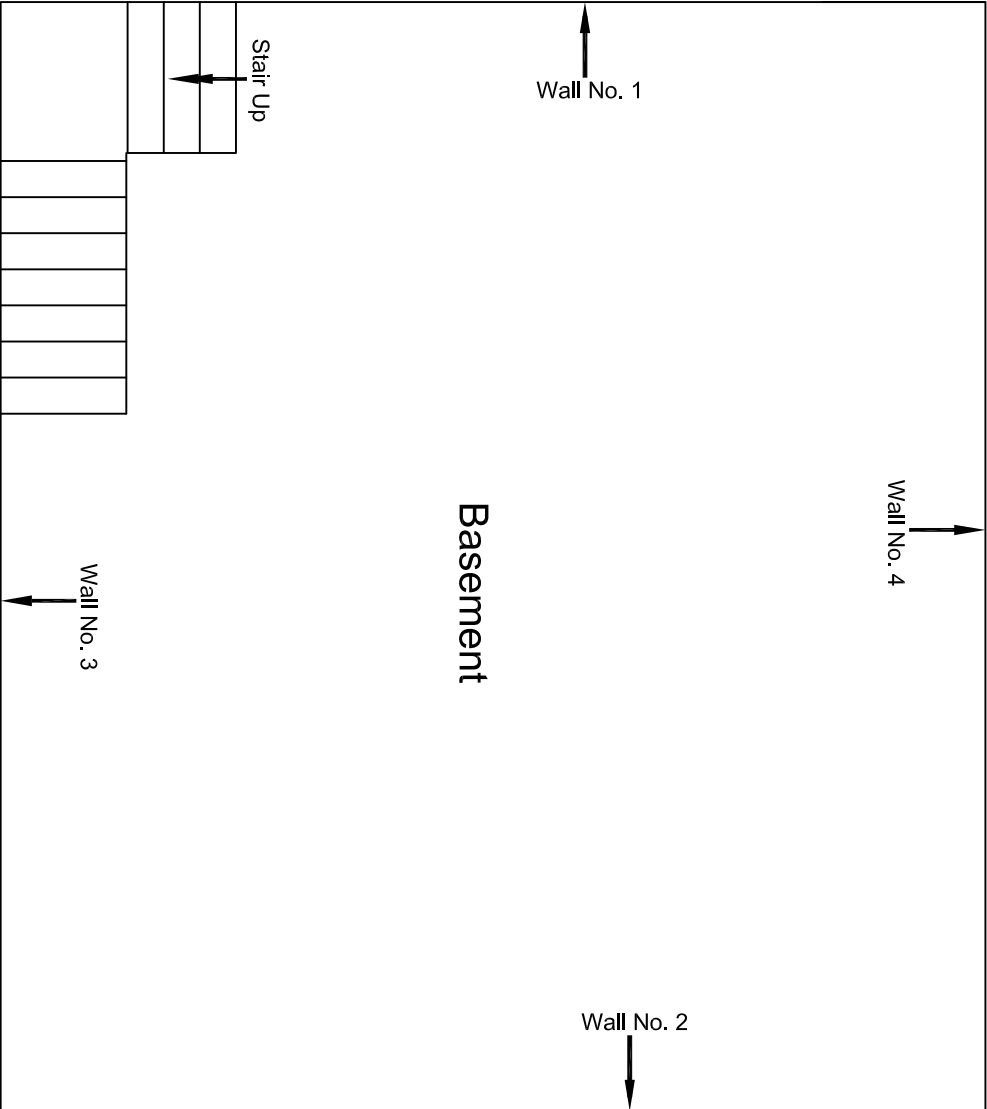
Ground Floor Plan

					CONSULTANT:	MAIN CONTRACTOR:	SUB-CONTRACTOR:	PROJECT TITLE: Design and Construction of Tunnel between Chandpole & Badi Choupar and reversal line by Shield TBM, Underground Metro Stations at Choti Choupar and Badi Choupar by Cut & Cover methods on East West Corridor of Jaipur Metro Phase 1B		
					OMIKRON KAPPA-INDUS	CEC	AIMIL LIMITED			
					CONSULTRANS JV					
					CLIENT:	CONTRACT:				
00		NP	Dr. PRC	16.11.2013	DMRC/JMRC	Jaipur Metro Phase 1B		DRAWING TITLE: Ground Floor Plan of Shop No. 207, Tripolia Bazar	DRAWING NO.: AIML/ESG/12315/ CC-BC-DN-0061-207 / 01	REVISION: R0
Revision	Description of Revision	Drawn By	Approved By	Date						



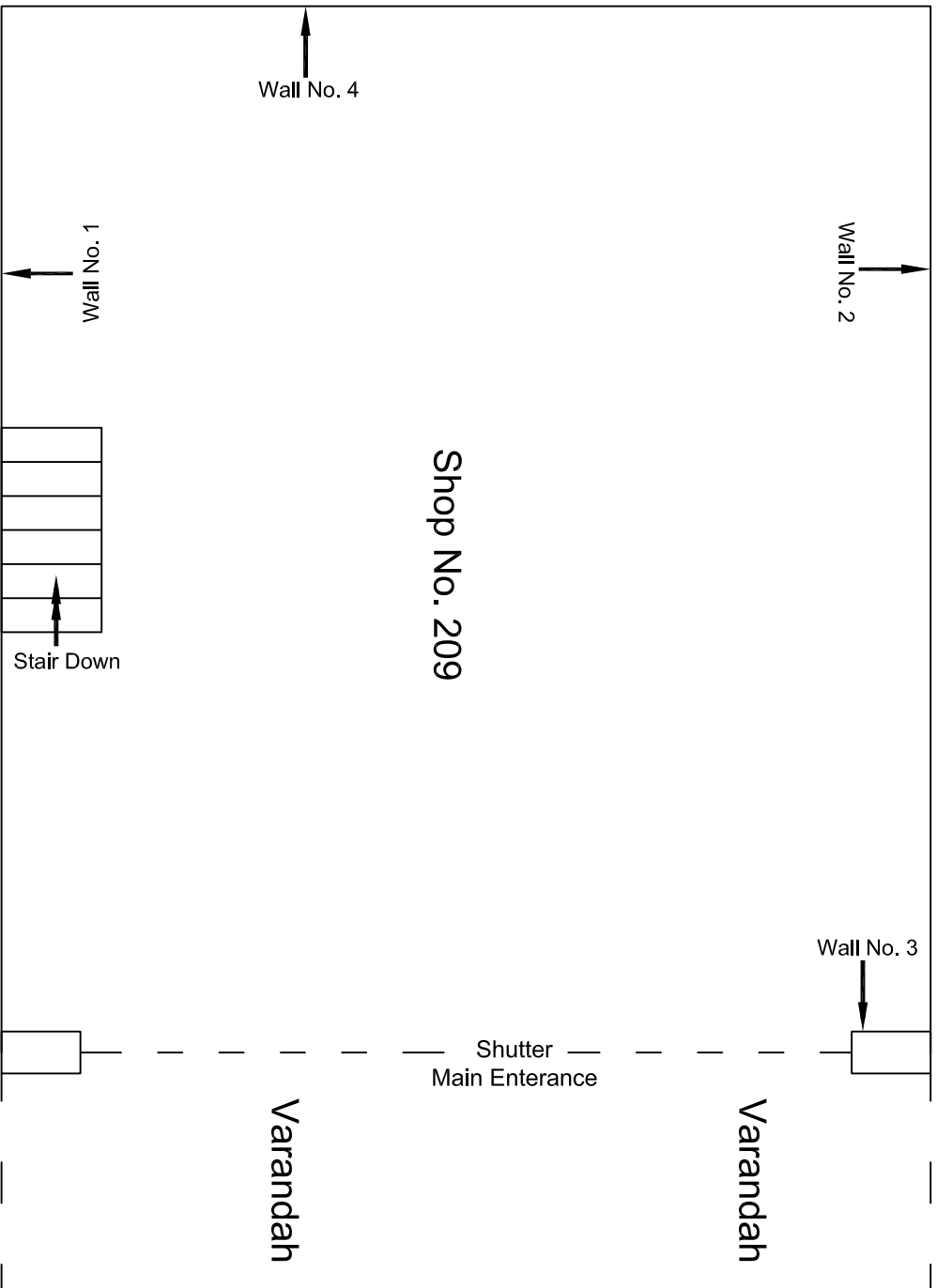
Ground Floor Plan

					CONSULTANT: OMIKRON KAPPA-INDUS CONSULTRANS JV	MAIN CONTRACTOR: CEC	SUB-CONTRACTOR: AIMIL LIMITED	PROJECT TITLE: Design and Construction of Tunnel between Chandpole & Badli Choupar and reversal line by Shield TBM. Underground Metro Stations at Choti Choupar and Badli Choupar by Cut & Cover methods on East West Corridor of Jaipur Metro Phase 1B
					CLIENT: DMRC/JMRC	CONTRACT: Jaipur Metro Phase 1B		DRAWING TITLE: Ground Floor Plan of Shop No. 208, Tripolia Bazar
								DRAWING NO.: AIML/ESG/12315/ CC-BC-DN-0061-208 / 01
00		NP	Dr. PRC	16.11.2013				SCALE: Not to Scale
Revision	Description of Revision	Drawn By	Approved By	Date				



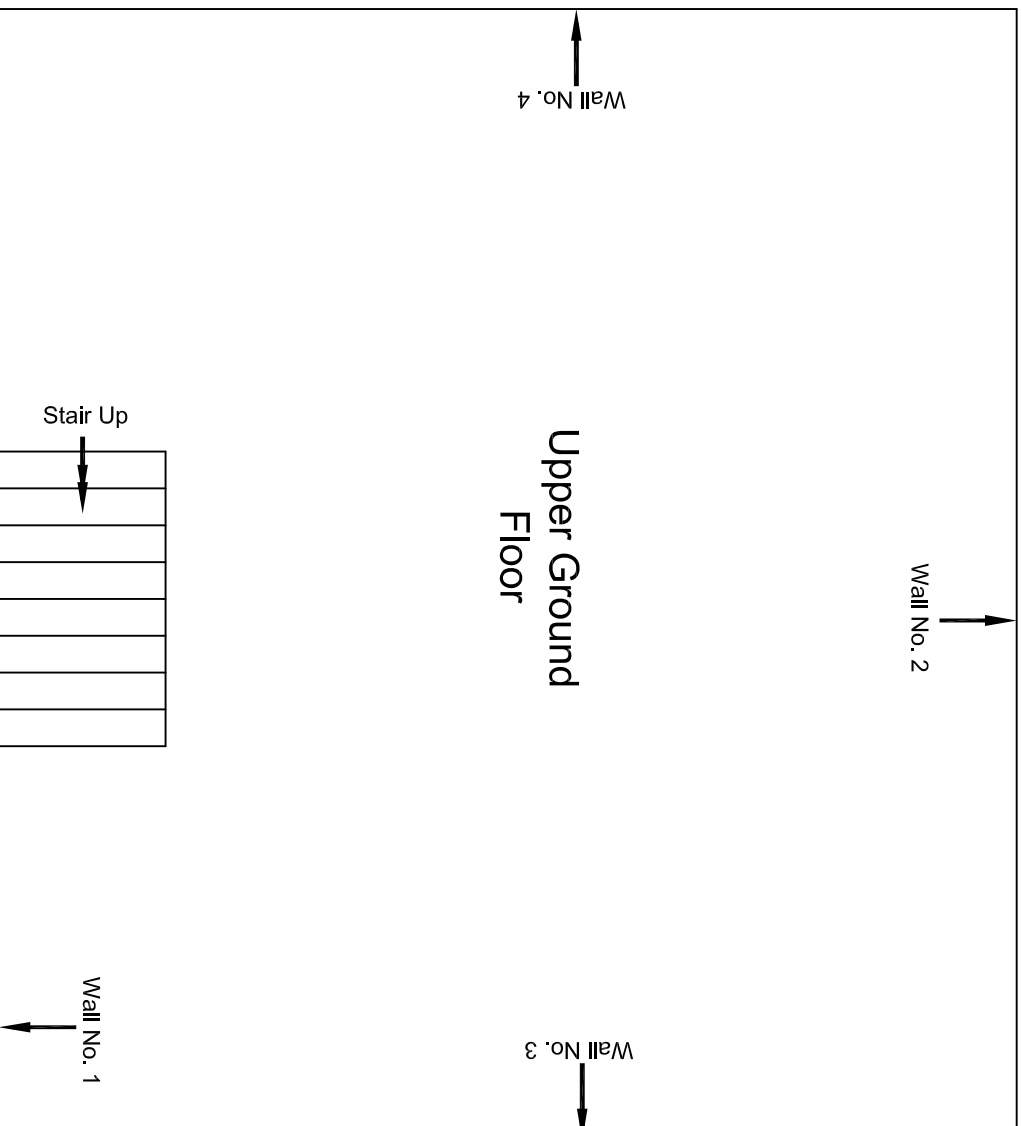
Basement Floor Plan

					CONSULTANT: OMIKRON KAPPA-INDUS CONSULTRANS JV	MAIN CONTRACTOR: CEC	SUB-CONTRACTOR: AIMIL LIMITED	PROJECT TITLE: Design and Construction of Tunnel between Chandpole & Badi Choupar and reversal line by Shield TBM, Underground Metro Stations at Crofti Choupar and Badi Choupar by Cut & Cover methods on East West Corridor of Jaipur Metro Phase 1B
					CLIENT: DMRC/JMRC	CONTRACT: Jaipur Metro Phase 1B		DRAWING TITLE: Basement Floor Plan of Shop No. 208, Tripolia Bazar
00		NP	Dr. PRC	16.11.2013				DRAWING NO.: AIMIL/ESG/12315/ CC-BC-DN-0061-208 / 02
								SCALE: Not to Scale
								REVISION: R0
Revision	Description of Revision	Drawn By	Approved By	Date				



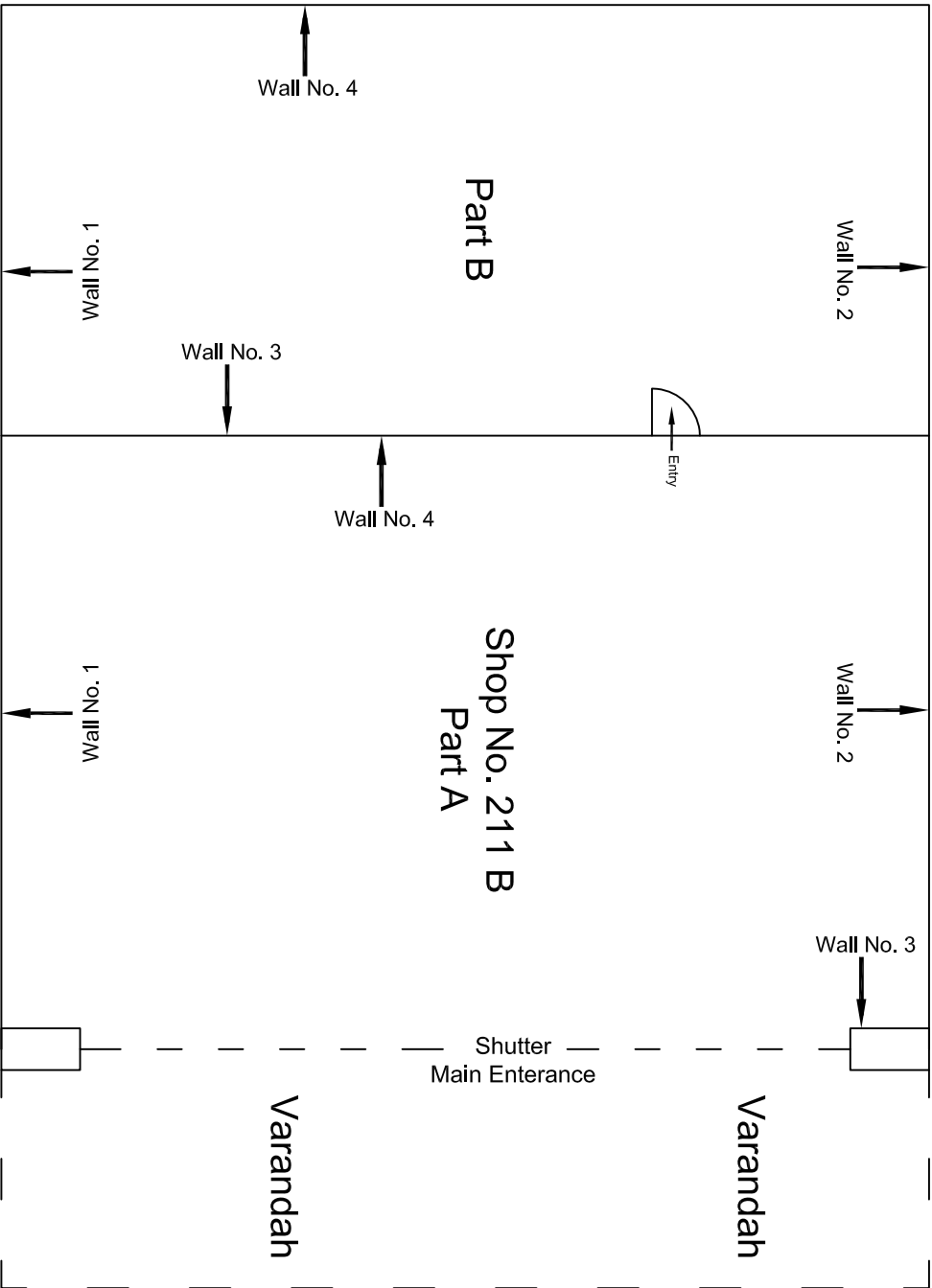
Ground Floor Plan

					CONSULTANT: OMIKRON KAPPA-INDUS CONSULTRANS JV	MAIN CONTRACTOR: CEC	SUB-CONTRACTOR: AIMIL LIMITED	PROJECT TITLE: Design and Construction of Tunnel between Chandpole & Badi Choupar and reversal line by Shield TBM, Underground Metro Stations at Choti Choupar and Badi Choupar by Cut & Cover methods on East West Corridor of Jaipur Metro Phase 1B
					CLIENT: DMRC/JMRC	CONTRACT: Jaipur Metro Phase 1B		DRAWING TITLE: Ground Floor Plan of Shop No. 209, Tripolia Bazar
								DRAWING NO.: AIML/ESG/12315/ CC-BC-DN-0061 -209 / 01
00		NP	Dr. PRC	16.11.2013				SCALE: Not to Scale
Revision	Description of Revision	Drawn By	Approved By	Date				



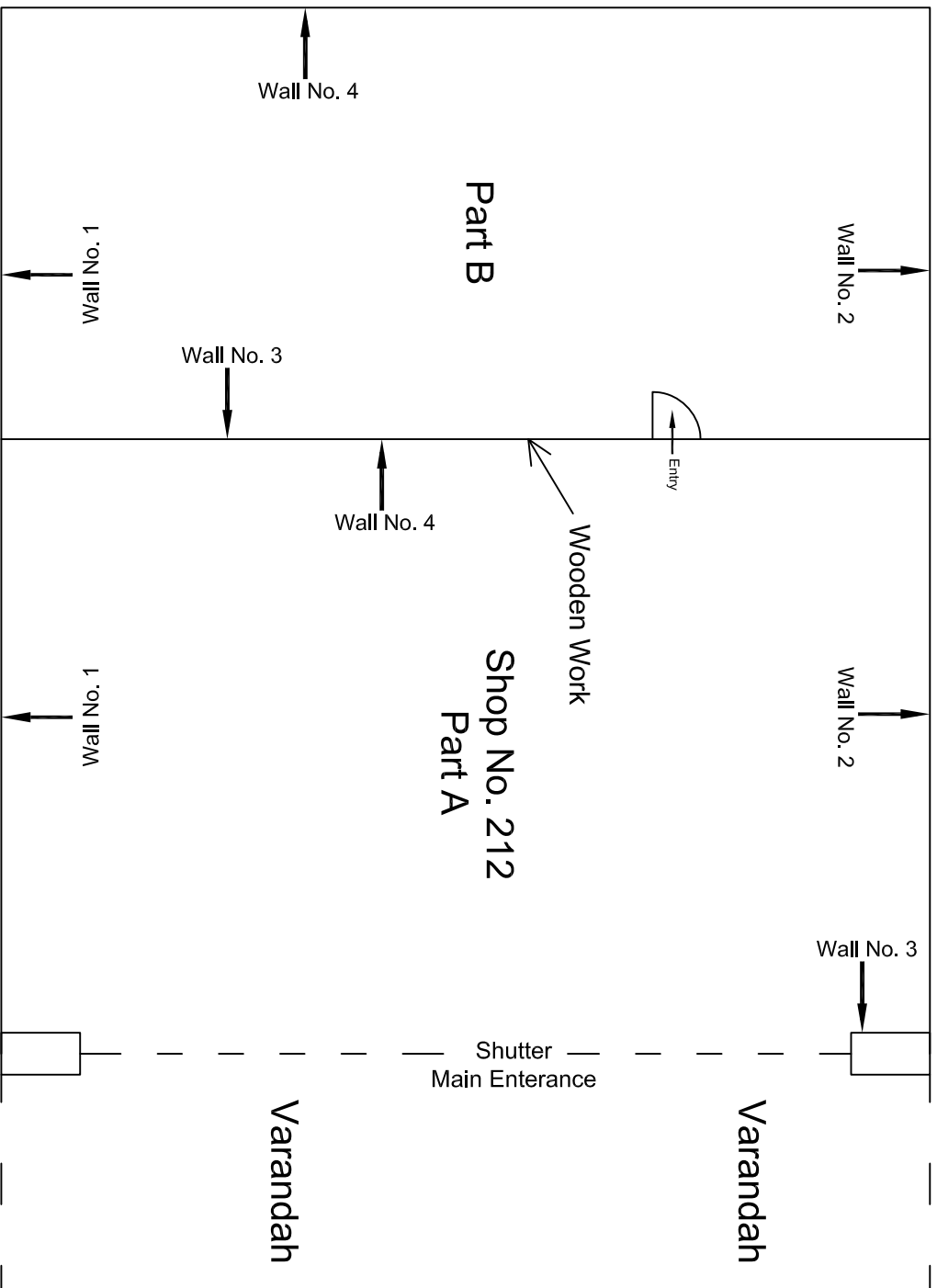
Basement Floor Plan

					CONSULTANT: OMIKRON KAPPA-INDUS CONSULTRANS JV	MAIN CONTRACTOR: CEC	SUB-CONTRACTOR: AIMIL LIMITED	PROJECT TITLE: Design and Construction of Tunnel between Chandpole & Badi Choupar and reversal line by Shield TBM. Underground Metro Stations at Choti Choupar and Badi Choupar by Cut & Cover methods on East West Corridor of Jaipur Metro Phase 1B	
					CLIENT: DMRC/JMRC	CONTRACT: Jaipur Metro Phase 1B	DRAWING TITLE: Basement Floor Plan of Shop No. 209, Tripolia Bazar	DRAWING NO.: AIMIL/ESG/12315/ CC-BC-DN-0061-209 / 02	
								SCALE: Not to Scale	REVISION: R0
00		NP	Dr. PRC	16.11.2013					
Revision	Description of Revision	Drawn By	Approved By	Date					



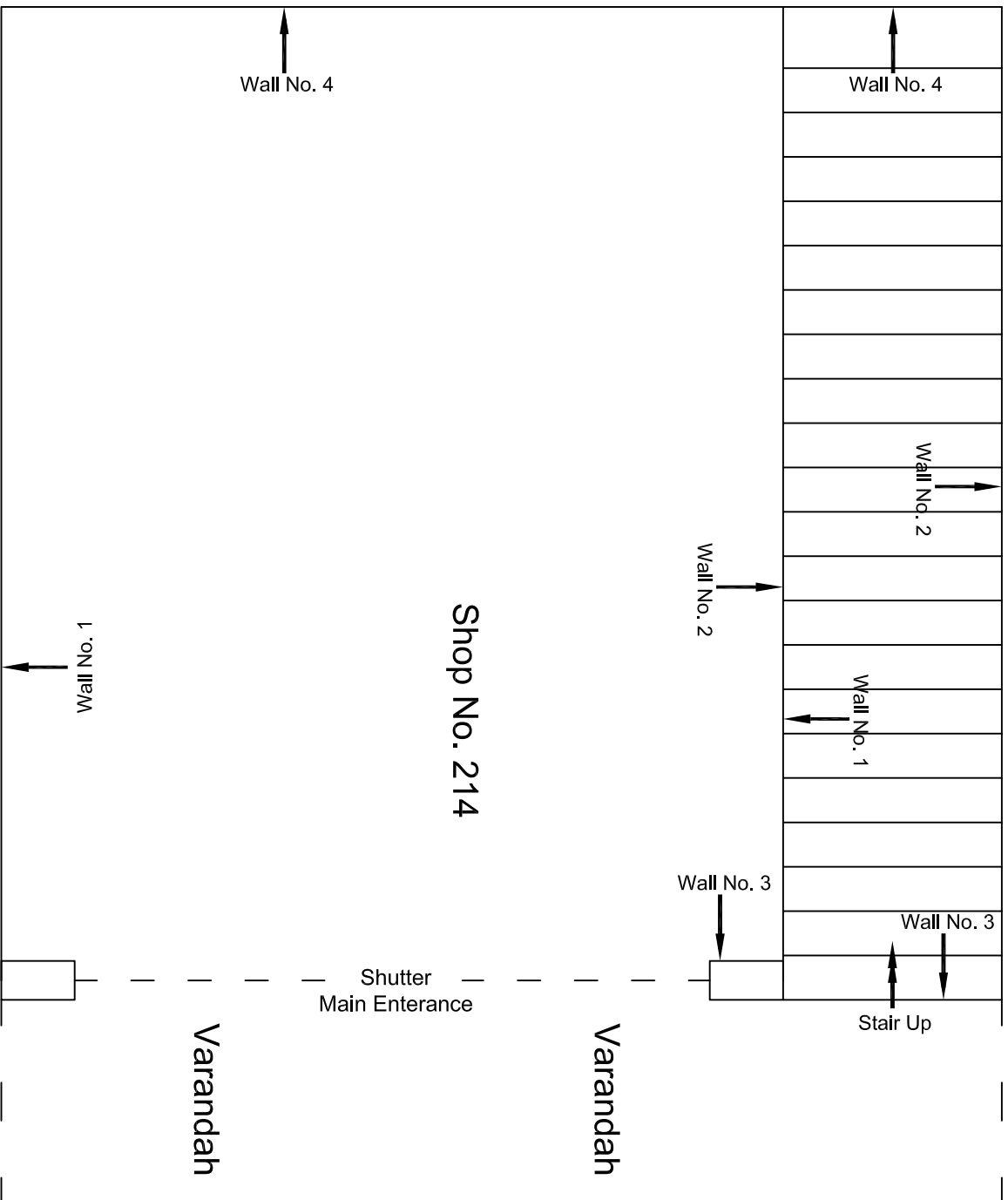
Ground Floor Plan

				CONSULTANT:	MAIN CONTRACTOR:	SUB-CONTRACTOR:	PROJECT TITLE: Design and Construction of Tunnel between Chandpole & Badi Choupar and reversal line by Shield TBM, Underground Metro Stations at Choti Choupar and Badi Choupar by Cut & Cover methods on East West Corridor of Jaipur Metro Phase 1B		
				OMIKRON KAPPALINDUS	CEC	AIMIL LIMITED			
				CONSULTTRANS JV					
				CLIENT:	CONTRACT:		DRAWING TITLE:	DRAWING NO.:	
				DMRC/JMRC	Jaipur Metro Phase 1B		Ground Floor Plan of Shop No. 211 B, Tripolia Bazar	AIML/ESG/12315/ CC-BC-DN-0061-211 B / 01	
00		NP	Dr. PRC	16.11.2013				SCALE:	REVISION:
Revision	Description of Revision	Drawn By	Approved By	Date				Not to Scale	R0



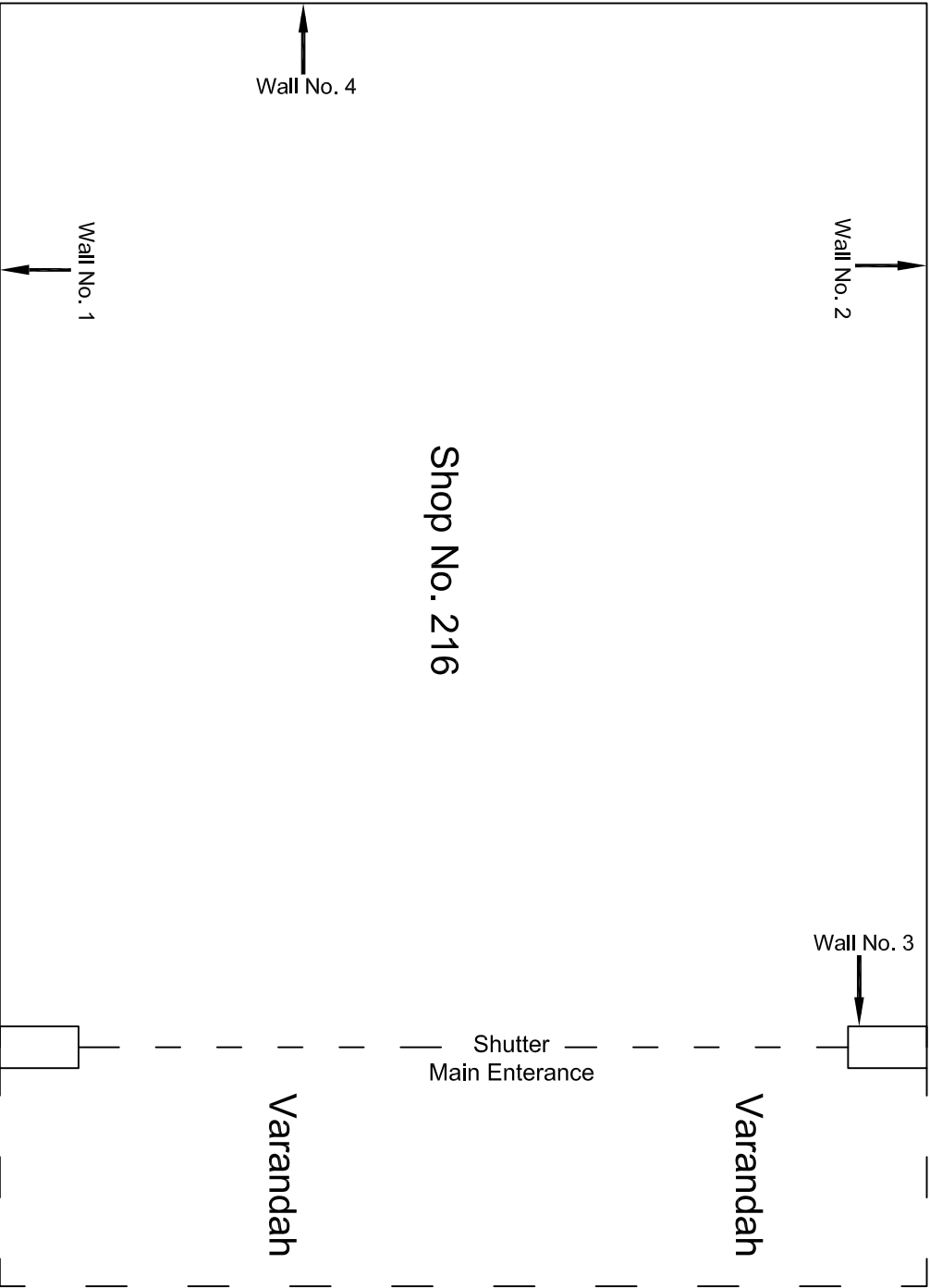
Ground Floor Plan

[illegible]



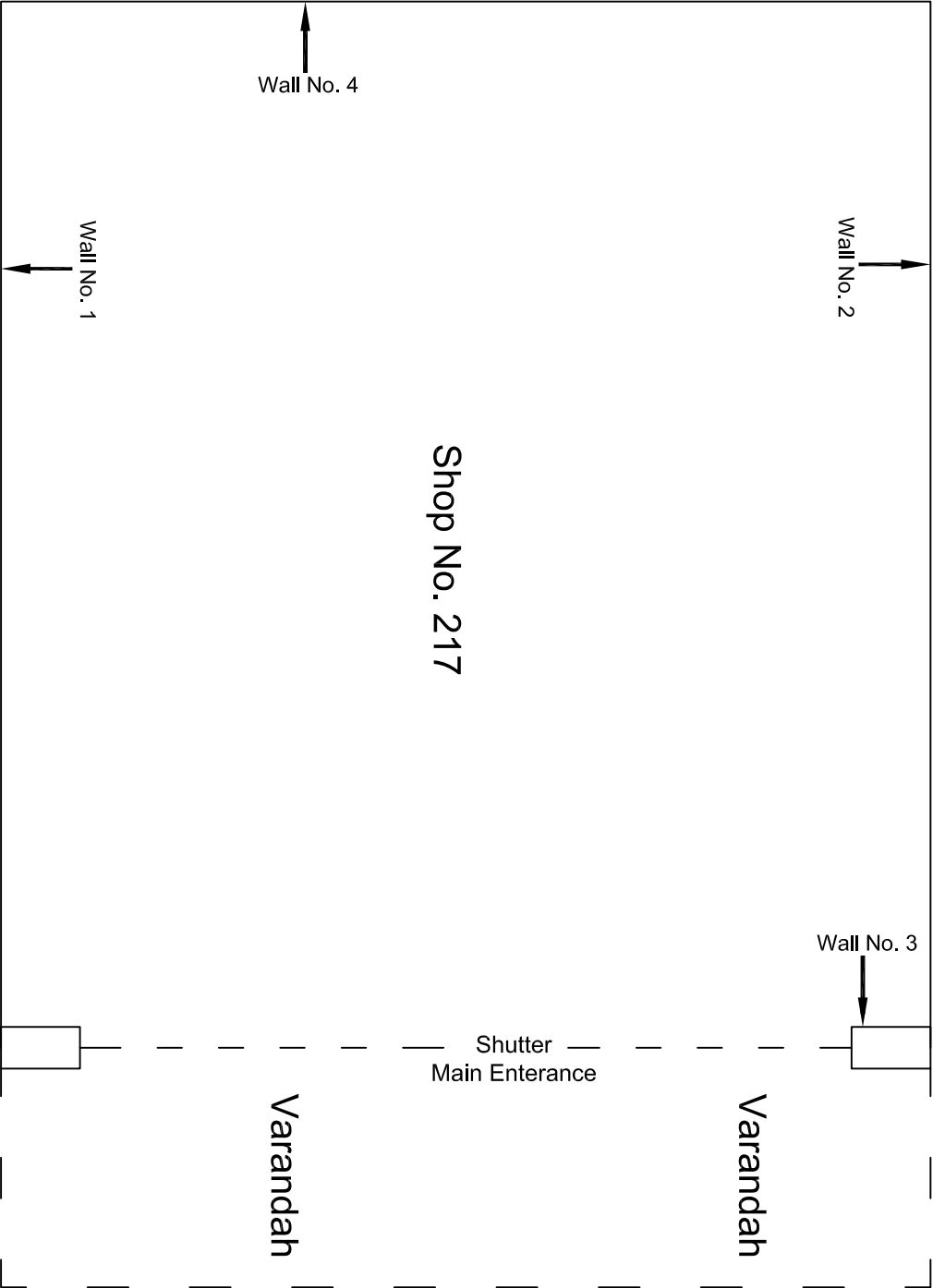
Ground Floor Plan

					CONSULTANT: OMIKRON KAPPA-INDUS CONSULTANTS JV	MAIN CONTRACTOR: CEC	SUB-CONTRACTOR: AIMIL LIMITED	PROJECT TITLE: Design and Construction of Tunnel between Chandpole & Badi Chouper and reversal line by Shield TBM, Underground Metro Stations at Choti Choupar and Badi Choupar by Cut & Cover methods on East West Corridor of Jaipur Metro Phase 1B
					CLIENT: DMRC/JMRC	CONTRACT: Jaipur Metro Phase 1B		DRAWING TITLE: Ground Floor Plan of Shop No. 214, Tripolia Bazar
								DRAWING NO.: AIML/ESG/12315/ CC-BC-DN-0061-214 / 01
00		NP	Dr. PRC	16.11.2013				SCALE: Not to Scale
Revision	Description of Revision	Drawn By	Approved By	Date				



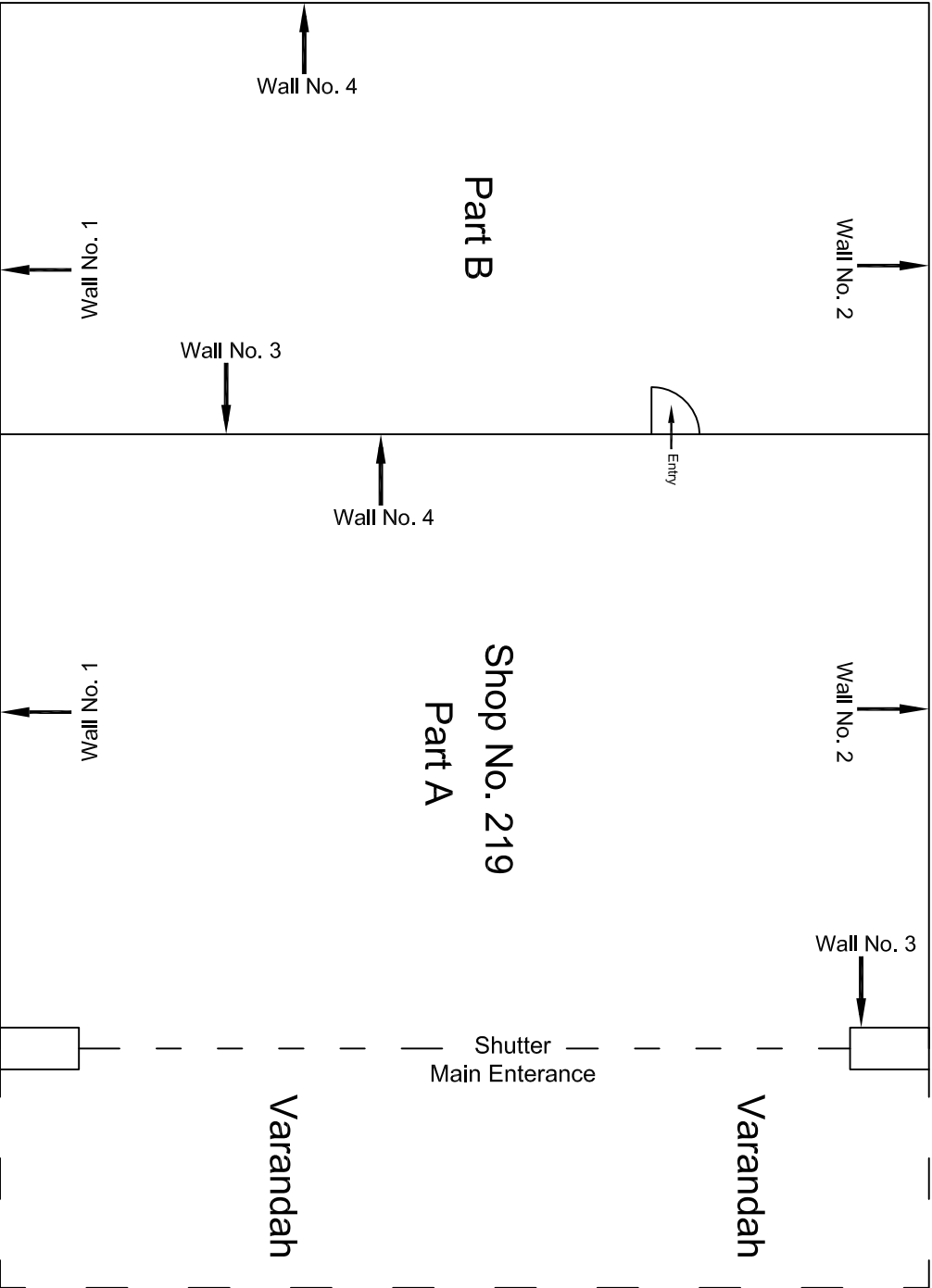
Ground Floor Plan

					CONSULTANT: OMIKRON KAPPA-INDUS CONSULTRANS JV	MAIN CONTRACTOR: CEC	SUB-CONTRACTOR: AIMIL LIMITED	PROJECT TITLE: Design and Construction of Tunnel between Chandpole & Badli Choupar and reversal line by Shield TBM, Underground Metro Stations at Choti Choupar and Badli Choupar by Cut & Cover methods on East West Corridor of Jaipur Metro Phase 1B		
00		NP	Dr. PRC	16.11.2013	CLIENT: DMRC/JMRC	CONTRACT: Jaipur Metro Phase 1B		DRAWING TITLE: Ground Floor Plan of Shop No. 216, Tripolia Bazar	DRAWING NO.: AIMIL/ESG/12315/ CC-BC-DN-0061-216 / 01	
Revision	Description of Revision	Drawn By	Approved By	Date				SCALE: Not to Scale	REVISION: R0	



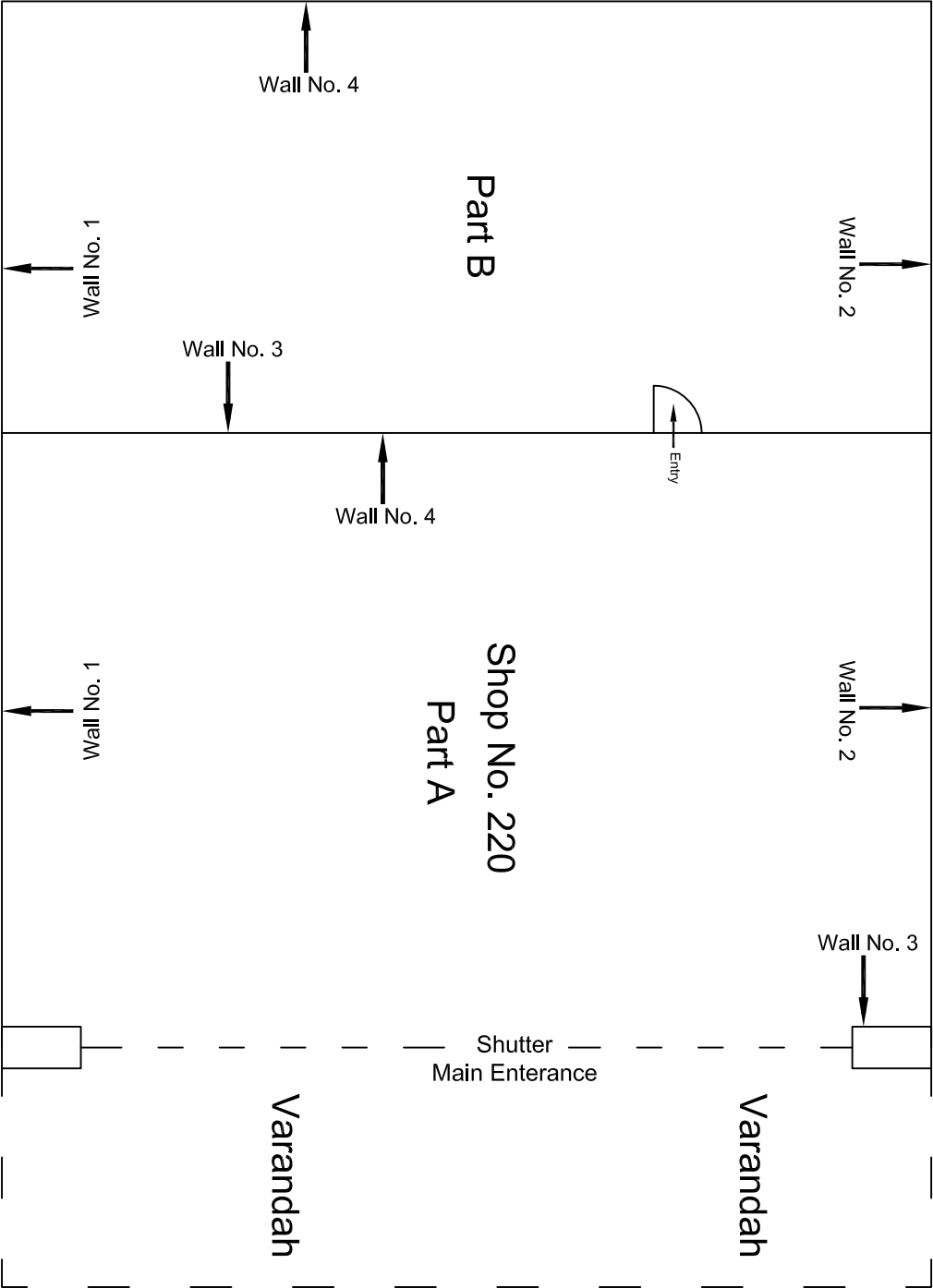
Ground Floor Plan

					CONSULTANT: OMIKRON KAPPALINDUS CONSULTRANS JV	MAIN CONTRACTOR: CEC	SUB-CONTRACTOR: AIMIL LIMITED	PROJECT TITLE: Design and Construction of Tunnel between Chandpole & Badi Choupar and reversal line by Shield TBM, Underground Metro Stations at Choti Choupar and Badi Choupar by Cut & Cover methods on East West Corridor of Jaipur Metro Phase 1B		
						CONTRACT: Jaipur Metro Phase 1B				
					CLIENT: DMRC/JMRC					
00		NP	Dr. PRC	16.11.2013				DRAWING NO.: AIMIL/ESG/12315/ CC-BC-DN-0061-217 / 01	SCALE: Not to Scale	REVISION: R0
Revision	Description of Revision	Drawn By	Approved By	Date						



Ground Floor Plan

					CONSULTANT: OMIKRON KAPPA-INDUS CONSULTTRANS JV		MAIN CONTRACTOR: CEC		SUB-CONTRACTOR: AIMIL LIMITED		PROJECT TITLE: Design and Construction of Tunnel between Chandpole & Badi Chouper and reversal line by Shield TBM, Underground Metro Stations at Choti Choupar and Badi Choupar by Cut & Cover methods on East West Corridor of Jaipur Metro Phase 1B	
					CLIENT: DMRC/JMRC		CONTRACT: Jaipur Metro Phase 1B		DRAWING TITLE: Ground Floor Plan of Shop No. 219, Tripolia Bazar		DRAWING NO.: AIM/LESG/12315/ CC-BC-DN-0061-219 / 01	
00		NP	Dr. PRC	16.11.2013							SCALE: Not to Scale	
Revision	Description of Revision	Drawn By	Approved By	Date							REVISION: R0	



Ground Floor Plan

					CONSULTANT: OMIKRON KAPPA-INDUS CONSULTRANS JV	MAIN CONTRACTOR: CEC	SUB-CONTRACTOR: AIMIL LIMITED	PROJECT TITLE: Design and Construction of Tunnel between Chandpole & Badi Choupar and reversal line by Shield TBM, Underground Metro Stations at Choti Choupar and Badi Choupar by Cut & Cover methods on East West Corridor of Jaipur Metro Phase 1B		
					CLIENT: DMRC/JMRC	CONTRACT: Jaipur Metro Phase 1B			DRAWING TITLE: Ground Floor Plan of Shop No. 220, Tripolia Bazar	
00		NP	Dr. PRC	16.11.2013						
Revision	Description of Revision	Drawn By	Approved By	Date						
								DRAWING NO.: AIMIL/ESG/12315/ CC-BC-DN-0061-220 / 01	SCALE: Not to Scale	REVISION: R0



JAIPUR METRO Jaipur Metro Rail Corporation

Pre - Condition Building Survey for Construction of Underground Stations from Chandpole to Bari Chouper and reversal line

Pre - Condition Building Survey for Construction of Underground Stations from Chandpole to Bari Chouper and reversal line



Hind Hotel
Choura Rasta
Jaipur
Unique ID:CC-BC/DL/0029

Report Number: AIMIL/ESG/JMCEC/CC-BC/DL/0029-294-286-GF-SF, Rev. 00, Dated: AUGUST 2014

Building Owner
Contractor

Mr. Harshwardhan
CEC

Client
Sub-Contractor

JMRC Limited
AIMIL Limited





JAIPUR METRO Jaipur Metro Rail Corporation

Pre - Condition Building Survey for Construction of Underground Stations from Chandpole to Bari Chouper and reversal line

Pre - Condition Building Survey for Construction of Underground Stations from Chandpole to Bari Chouper and reversal line

Table of Contents

S.No.	Particulars	Page No.
1	Introduction	2
2	Survey Details	2
3	About the Structure	3
4	Building Ownership Details	3
5	Project Details	4
6	General Building Details	4
7	Summary of Cracks	5
8	Summary of Defects other than Cracks	
9	Summary of Areas that Could not be surveyed	
10	Defect Photographs	
11	Schematic Diagram of Building	


Introduction

The Jaipur Metro Rail is being constructed to provide the city of Jaipur with a modern and technologically advanced Transit System, to provide a safe and well connected means of transport that reduces traffic congestion. The project consists of two corridors with underground and elevated sections.

The construction of underground rail and road infrastructures in metropolitan and cosmopolitan cities are mostly through developed area under challenging soil conditions.

The alignment of structure is passing through densely inhabited areas, many structures are falling in the zone of influence of construction activities. It is required to carry out the pre-condition survey of those structures. The scope of work of this survey includes carrying out pre-condition survey of those structures.

Survey Details

S.No.	Head	Particulars	Signatures
1	Date of Survey	8/11/2014	
2	AIMIL Representative		
3	CEC Representative		
4	Structural Designer of CEC		
5	JMRC/DMRC Representative		



Pre - Condition Building Survey for Construction of Underground Station from Chandpole to Bari Chouper and reversal line

About the Structure

The structure under consideration is a Multi Story Load Bearing Structure having 4 floors and One Basement. The structure was constructed in year 1940 and is 74 years old.

There are 139 defects in the structure out of which 8 are cracks. Category wise distribution of cracks is given in the table below. Overall the Building can be categorised in Category II (Slight)

Category	Number of Cracks	% of Total Cracks	Crack Meter
Negligible (< 0.1mm)	0	0%	Not Required
Very Slight (0.1 to 1mm)	3	38%	Required
Slight (1 to 5mm)	5	62%	Required
Moderate (5 to 15mm)	0	0%	Not Required
Severe (15 to 25mm)	0	0%	Not Required
Very Severe (>25mm)	0	0%	Not Required

Building Ownership Details			
Unique ID/Sub ID	Premises Name	Owner	Signatures
CC-BC/DL/0029-294-286-GF-SF	Hind Hotel	Mr. Harshwardhan	

Corporate Office: Naimex House, A-8, Mohan Co-operative Industrial Estate, Mathura Road, New Delhi 110044, INDIA
Phone: 91-11-30810200, Fax: 91-11-26950011, Email: info@aimil.com, Website: www.aimil.com

Our Ref: ESG/13-14/CEC/03
Dated: 26/08/2014

To,
The Project Director
Continental Engineering Corporation,
Plot No. 860, Keshavpura,
Ajmer Road, Bhankrota,
Jaipur-302026
Rajasthan

Subject: Sub ID- CC-BC/DN/0029-294-286-GF-SF, Hind Hotel, Chaura Rasta, Jaipur.

Ref.: Work Order No. LOI/JMRC- UG-1B/BUILDING CONDITION SURVEY/001 dated 21.10.2013

Dear Sir,

We would like to inform you that building condition survey of Hind Hotel, Chaura Rasta, Jaipur had been done on dated 11.08.2014. The structure under consideration is a Multi-Story Load Bearing Structure having 4 floors and One Basement. During Survey we found owner is renovating his hotel from Third Floor. Report of the same has been submitted to your office under category of Slight.

This is for your information and necessary precaution to be taken at your hand.

Thanking you,



Yours sincerely,

For AIMIL Ltd.



JAIPUR METRO Jaipur Metro Rail Corporation

Pre - Condition Building Survey for Construction of Underground Stations from Chandpole to Bari Chouper and reversal line

Pre - Condition Building Survey for Construction of Underground Stations from Chandpole to Bari Chouper and reversal line

Project Details		
S. No.	Head	Particulars
1	Project	Jaipur Metro Rail Project
2	Section	Chandpole to Bari Chaupar
3	Client	JMRC Limited
4	Consultant	DMRC Limited
5	Contractor	CEC
6	Design Consultant of Contractor	Omikron Kappa - Indus Consultrans JV
7	Sub-Contractor	AIMIL Limited
8	Subject	Pre-Condition Survey Report

General Building Details (As informed verbally by Building Owner)		
S. No.	Head	Particulars
1	Building Name	Hind Hotel
2	Building Address	Choura Rasta, Jaipur
3	Year of Construction	1940
4	Number of Floors	G+3
5	Number of Basements	One No. (But Filled Now)
6	Type of Building	Commercial
7	Approximate Height	13M
8	Approximate Area	42500 Square Feet
9	Age of Building	74 Year
10	Type of Structure	Load Bearing Structure
11	Type of Foundation	Load Bearing Structure
12	Number of Bore Wells	1
13	Depth and Diameter of Bore	150 Feet/4 Inch
14	Roadways	One Sides
15	Presence of Equipment/Machines	None





Jaipur Metro Rail Corporation

Pre - Condition Building Survey for Construction of Underground Stations from Chandpole to Bari Chouper and reversal line

Pre - Condition Building Survey for Construction of Underground Stations from Chandpole to Bari Chouper and reversal line

Summary of Cracks						
Defect ID	Location	Orientation	Appx. Width (mm)	Appx. Length (m)	Category	Photo No.
1	Wall no. 2 of Passage of Hind Hotel, Ground Floor	Inclined	1.5	2.5	Slight	6A & 6B
2	Wall no. 2 of Passage of Hind Hotel, First Floor	Inclined	1	1.8	Very Slight	7A & 7B
3	Wall no. 3 of Room No. 7 of Hind Hotel, First Floor	Inclined	0.8	1	Very Slight	8A & 8B
4	Wall no. 3 of Balcony of Hind Hotel, Second Floor	Horizontal	1.5	0.25	Slight	9A & 9B
5	Wall No. 4 of Varanda No. 2 of Hind Hotel, Third Floor	Inclined	1.5	4	Slight	10A & 10B
6	Wall no. 2 of Varanda No. 3 of Hind Hotel, Third Floor	Inclined	2.5	3	Slight	11A & 11B
7	Wall no. 1 of Varanda No. 3 of Hind Hotel, Third Floor	Inclined	2.5	1.8	Slight	12A & 12B
8	Wall no. 1 to Roof of Hind Hotel, Third Floor	Inclined	0.8	3	Very Slight	13A & 13B

Summary of Defects Other Than Crack			
Defect ID	Location	Description	Photo No.
1	Roof of Toilet of Hind Hotel, Ground Floor	Plaster Removal	14
2	Wall No. 1 & 4 of Toilet of Hind Hotel, Ground Floor	Seepage	15
3	Roof of Room No.1 of Hind Hotel, Ground Floor	Seepage	16
4	Wall No. 1 of Room No.1 of Hind Hotel, Ground Floor	Plaster Removal	17
5	All Walls of Room No.2 of Hind Hotel, Ground Floor	Seepage	18
6	Wall No. 4 of Room No.2 of Hind Hotel, Ground Floor	Plaster Removal	19
7	Wall No. 2 of Room No.1 of Hind Hotel, Ground Floor	Plaster Removal	20
8	Wall No. 3 of Room No.1 of Hind Hotel, Ground Floor	Plaster Removal	21
9	Roof of Room No.5 of Hind Hotel, Ground Floor	Exposed Reinforcement	22
10	Wall No. 1 of Room No.5 of Hind Hotel, Ground Floor	Plaster Removal	23
11	Wall No. 4 of Room No.5 of Hind Hotel, Ground Floor	Plaster Removal	24
12	Wall No. 3 of Room No.5 of Hind Hotel, Ground Floor	Plaster Removal	25
13	All Walls of Store No.2 of Hind Hotel, Ground Floor	Plaster Removal	26
14	All Walls of Store No.1 of Hind Hotel, Ground Floor	Plaster Removal	27
15	Roof of Part B of Room No.4, Ground Floor	Plaster Removal	28
16	Wall No.4 of Part C of Room No.4, Ground Floor	Seepage	29
17	Wall No.3 of Room No.4, Part C of Ground Floor	Plaster Removal	30
18	Roof of Room No.4, Part C of Ground Floor	Seepage	31
19	Wall No. 4 & Roof of Room No.7, Ground Floor	Seepage	32
20	Wall No. 3 of Room No.7 of Hind Hotel, Ground Floor	Plaster Removal	33
21	Wall No. 3 of Room No.7 of Hind Hotel, Ground Floor	Seepage	34
22	Wall No. 2 of Room No.7 of Hind Hotel, Ground Floor	Seepage	35





Jaipur Metro Rail Corporation

Pre - Condition Building Survey for Construction of Underground Stations from Chandpole to Bari Chouper and reversal line

Pre - Condition Building Survey for Construction of Underground Stations from Chandpole to Bari Chouper and reversal line

Summary of Defects Other Than Crack			
Defect ID	Location	Description	Photo No.
23	Wall No. 3 of Courtyard of Hind Hotel, Ground Floor	Plaster Removal	36
24	Wall No. 2 of Courtyard of Hind Hotel, Ground Floor	Plaster Removal	37
25	Wall No. 4 of Courtyard of Hind Hotel, Ground Floor	Plaster Removal	38
26	Wall No. 1 of Courtyard of Hind Hotel, Ground Floor	Plaster Removal	39
27	All Walls Shade of Courtyard, Ground Floor	Damage	40
28	Roof of Stair Case of Hind Hotel, Ground Floor	Plaster Removal	41
29	Wall No. 1 of Stair Case of Hind Hotel, Ground Floor	Seepage	42
30	Wall No. 1 of Stair Case of Hind Hotel, Ground Floor	Plaster Removal	43
31	Wall No. 4 & Roof of Staircase, Ground Floor	Seepage	44
32	Roof of Room No.1 of Hind Hotel, Mazzanine Floor	Plaster Removal	45
33	Wall No. 4 of Room No.1, Mazzanine Floor	Plaster Removal	46
34	Wall No. 2 & 3 of Room No.1, Mazzanine Floor	Seepage	47
35	Wall No. 1 of Room No.1, Mazzanine Floor	Plaster Removal	48
36	All Walls & Roof of Room No.2, Mazzanine Floor	Seepage	49
37	Wall No. 2 of Room No.3 of Mazzanin Floor	Seepage	50
38	Wall No. 1 & 3 of Room No.3 of Hind Hotel, MSN Floor	Seepage	51
39	Wall No.2 & 4 of Room No.3 of Hind Hotel, MSN Floor	Seepage	52
40	Wall No.2 & 4 of Room No.3 of Hind Hotel, MSN Floor	Seepage	53
41	Wall No. 3 of Room No.4, Mezzanine Floor	Peeling of plaster	54
42	Wall No. 1, 3 & Roof of Room No.5, Mazzanine Floor	Seepage	55
43	Wall No. 1 of Room No.5, Mazzanine Floor	plaster Removal	56
44	Wall No. 1 of Room No.5, Mazzanine Floor	plaster Crack	57
45	Wall No. 4 of Room No.5, Mazzanine Floor	plaster Removal	58
46	Wall No. 2 & Roof of Lobby, Mazzanine Floor	plaster Removal	59
47	Wall No. 1 of Lobby of Hind Hotel, Mazzanine Floor	plaster Removal	60
48	Wall No. 2 of Toilet No. 1 of Mazzanin Floor	plaster Removal	61
49	Wall No. 3 of Room No. 6 of Mazzanin Floor	plaster Removal	62
50	Wall No. 4 of Room No. 6, Mazzanine Floor	plaster Crack	63
51	Wall No. 2 & 3 of Room No. 6, Mazzanine Floor	Seepage	64
52	Roof of Room No. 6 of Hind Hotel, Mazzanine Floor	Plaster Crack	65
53	Wall No. 1 of Room No. 7, Mazzanine Floor	Seepage	66
54	Wall No.2, 3 & Roof of Room No. 7, Mazzanine Floor	Plaster Crack	67



Jaipur Metro Rail Corporation

Pre - Condition Building Survey for Construction of Underground Stations from Chandpole to Bari Chouper and reversal line

Pre - Condition Building Survey for Construction of Underground Stations from Chandpole to Bari Chouper and reversal line

Summary of Defects Other Than Crack			
Defect ID	Location	Description	Photo No.
55	Wall No.2, 3 & Roof of Room No. 8 of Mazzanin Floor	Seepage	68
56	Wall No.2, 3 & Roof of Room No. 8 of Mazzanin Floor	plaster Crack	69
57	Railing of Corridor of Hind Hotel, Mazzanin Floor	Damage	70
58	Wall No, 1 of Corridor of Hind Hotel, Mazzanin Floor	Damage	71
59	Wall No. 3 of Corridor of Hind Hotel, Mazzanin Floor	Damage	72
60	Wall No. 2 of Corridor of Hind Hotel, Mezzanine Floor	Seepage	73
61	Wall No. 4 of Corridor of Hind Hotel, Mezzanine Floor	Damage	74
62	Floor of Corridor of Hind Hotel, Mezzanine Floor	Damage	75
63	Roof of Staircase MSN to FF, Mezzanine Floor	Seepage	76
64	Wall No. 3 of Stair MSN to FF, Mezzanine Floor	Plaster Removal	77
65	Roof of Varanda No.3 of Hind Hotel, First Floor	Plaster Removal	78
66	Wall No. 3 of Varanda No.3 of Hind Hotel, First Floor	Plaster Crack	79
67	Wall No. 3 of Varanda No.3 of Hind Hotel, First Floor	Seepage	80
68	Wall No. 4 of Varanda No.3 of Hind Hotel, First Floor	Plaster Removal	81
69	Wall No. 2 of Room No.3 of Hind Hotel, First Floor	Peeling of plaster	82
70	Wall No. 1 of Room No.13 of First Floor	Peeling of plaster	83
71	Roof of Room No.13 of Hind Hotel, First Floor	Seepage	84
72	All Walls of Room No.19 of Hind Hotel, First Floor	Peeling of Plaster	85
73	Wall No. 1 of Passage No. 3, First Floor	Plaster Crack	86
74	Roof of Varanda No. 4 of Hind Hotel, First Floor	Plaster Removal	87
75	Roof of Varanda No. 4 of Hind Hotel, First Floor	Seepage	88
76	Wall No.2 & 3 of Varanda No. 4, First Floor	Seepage	89
77	Wall No.4 of Varanda No. 4, First Floor	Plaster Removal	90
78	Wall No.1 & Roof of Varanda No. 4, First Floor	Seepage	91
79	Wall No.2 of Varanda No. 2, First Floor	Plaster Removal	92
80	Roof of Varanda No. 2 of Hind Hotel, First Floor	Plaster Removal	93
81	Wall No. 2 of Varanda No. 2, First Floor	Plaster Removal	94
82	Roof of Room No. 8 of Hind Hotel, First Floor	Plaster Removal	95
83	Wall No. 2 of Varanda No. 2, First Floor	Plaster Removal	96
84	Wall No. 1, 2 & Roof of Room No. 3, Second Floor	Seepage	97
85	Wall No. 1 of Balcony of Room No. 3, Second Floor	Plaster Crack	98
86	Wall No. 2 & 4 of Room No. 7, Second Floor	Seepage	99
87	Wall No. 3 & Roof of Room No.7, Second Floor	Seepage	100
88	Roof of Room No. 7 of Hind Hotel, Second Floor	Plaster Removal	101



Jaipur Metro Rail Corporation

Pre - Condition Building Survey for Construction of Underground Stations from Chandpole to Bari Chouper and reversal line

Pre - Condition Building Survey for Construction of Underground Stations from Chandpole to Bari Chouper and reversal line

Summary of Defects Other Than Crack			
Defect ID	Location	Description	Photo No.
89	All Walls & Roof of Toilet & Bath of Room No.7,(S.F)	Seepage	102
90	Wall No. 2 & Roof of Room No. 12, Second Floor	Seepage	103
91	Wall No. 3 & Roof of Room No.12,Second Floor	Seepage	104
92	All Walls & Roof of Toilet & Bath of Room No. 7,(S.F.)	Peeling of plaster	105
93	Wall No. 4 & 5 of Room No.13 of Second Floor	Seepage	106
94	Wall No. 2 of Room No.13 of SecondFloor	Peeling of Plaster	107
95	Wall No. 2 of Room No.13 of SecondFloor	Peeling of Plaster	108
96	Wall No. 2 of Room No.14 of SecondFloor	Plaster Removal	109
97	Balcony of Room No.14 of SecondFloor	Plaster Removal	110
98	Wall No. 2 of Varanda No.1 of Second Floor	Seepage	111
99	All Walls of Varanda No.2 of Second Floor	Seepage	112
100	Wall No. 2 of Room No.13 of SecondFloor	Peeling of Plaster	107
101	Wall No. 2 of Room No.13 of SecondFloor	Peeling of Plaster	108
102	Wall No. 2 of Room No.14 of SecondFloor	Plaster Removal	109
103	Balcony of Room No.14 of SecondFloor	Plaster Removal	110
104	Wall No. 2 of Varanda No.1 of Second Floor	Seepage	111
105	All Walls of Varanda No.2 of Second Floor	Seepage	112
106	All Walls of Room No.2 of Third Floor	Seepage	113
107	Roof of Varanda No.1, Third Floor	Seepage	114
108	Roof of Varanda No.2, Third Floor	Plaster Crack	115
109	Wall No.4 of Varanda No.3, Third Floor	Plaster Removal	116
110	All Walls & Roof of Toilet, Third Floor	Seepage	117
111	Wall No. 1 & 3 of Staircase TF to Terrace, Terrace	Plaster Removal	118
112	Roof of Room No. 1, Terrace	Seepage	119
113	Wall No. 2 & 3 of Room No. 1, Terrace	Damage	120
114	Shade of Room No. 1, Terrace	Damage	121
115	All Walls & Roof of Room No. 2, Terrace	Seepage	122
116	Wall No. 4 & Roof of Room No. 3, Terrace	Damage	123
117	Floor of Terrace of Hind Hotel, Terrace	Damage	124
118	Wall No. 1 & Roof of Room No. 2, First Floor	Seepage	125
119	Wall No. 2 of Room No. 2 of Hind Hotel, First Floor	Peeling of plaster	126
120	Roof of Room No. 2 of Hind Hotel, First Floor	Plaster Removal	127



Jaipur Metro Rail Corporation

Pre - Condition Building Survey for Construction of Underground Stations from Chandpole to Bari Chouper and reversal line

Pre - Condition Building Survey for Construction of Underground Stations from Chandpole to Bari Chouper and reversal line

Summary of Defects Other Than Crack			
Defect ID	Location	Description	Photo No.
121	Wall No. 3 of Room No. 4 of Hind Hotel, First Floor	Plaster Removal	128
122	Roof of Room No. 4 of Hind Hotel, First Floor	Peeling of plaster	129
123	Wall No.2, 3 & Roof of Room No. 1, First Floor	Seepage	130
124	Roof of Room No. 1 of Hind Hotel, First Floor	Plaster Removal	131
125	Wall No.3 of Room No. 5 of Hind Hotel, First Floor	Plaster Removal	132
126	Wall No.2 of Room No. 5 of Hind Hotel, First Floor	Plaster Removal	133
127	Roof of Varanda No. 1 of Hind Hotel, First Floor	Plaster Removal	134
128	Wall No. 2 of Varanda No.1 of Hind Hotel, First Floor	Plaster Removal	135
129	Wall No. 4 of Varanda No. 1 of Hind Hotel, First Floor	Plaster Removal	136
130	Wall No. 2 & Roof of Passage, Ground Floor	Seepage	137
131	Wall No. 2 of Passage of Hind Hotel, Ground Floor	Repair Work	138
Summary of Areas that Could not be Surveyed			
Serial No.	Location	Description	Photo No.
1	Room No. 6 of Hind Hotel, Ground Floor	Locked	139
2	Room No. 4, Part A & B of Hind Hotel, Ground Floor	Covered With Material	140
3	Room No. 4, Part C of Hind Hotel, Ground Floor	Covered With Material	141
4	Wall No. 4 & Roof of Room No. 3, Mazzanine Floor	Repair Work	142
5	Room No. 9 of Hind Hotel, Mazzanine Floor	Jammed (Unable to open)	143
6	Room No. 10 of Hind Hotel, Mazzanine Floor	Jammed (Unable to open)	144
7	Room No. 9 of Hind Hotel, First Floor	Locked	145
8	Toilet & Bathroom of Hind Hotel, First Floor	Covered With Tiles.	146
9	Room No. 11 of Hind Hotel, First Floor	Locked	147
10	Room No. 12 of Hind Hotel, First Floor	Not Permitted	148
11	All Walls of Toilet & Bath of Room No. 13, First Floor	Covered With Tiles	149
12	Room No. 14 of Hind Hotel, First Floor	Locked	150
13	Room No. 15 of Hind Hotel, First Floor	Locked	151
14	Room No. 16 of Hind Hotel, First Floor	Locked	152
15	Room No. 17 of Hind Hotel, First Floor	Locked	153
16	Room No. 18 of Hind Hotel, First Floor	Locked	154
17	All Walls of Toilet & Bath of Room No.19, First Floor	Covered With Tiles	155
18	Room No. 6 of Hind Hotel, First Floor	Locked	156
19	Room No. 20 of Hind Hotel, First Floor	Locked	157



JAIPUR METRO Jaipur Metro Rail Corporation

Pre - Condition Building Survey for Construction of Underground Stations from Chandpole to Bari Chouper and reversal line

Pre - Condition Building Survey for Construction of Underground Stations from Chandpole to Bari Chouper and reversal line



Photo 1
View of Hind Hotel



Photo 2
View of Borwell of Hind Hotel, Ground Floor



Photo 3
View of Room No.4 of Hind Hotel, Second Floor



Photo 4
View of Room No.5 of Hind Hotel, Second Floor



Photo 5
View of Hall of Hind Hotel, Second Floor



Photo 6A
Inclined Crack on Wall No.2 of Passage of Hind Hotel, Ground floor, Approx. Width=1.5mm, Approx.Length=2.5m. Distance from Wall No.4=2.2m, Height from Floor=1.0m.



JAIPUR METRO Jaipur Metro Rail Corporation

Pre - Condition Building Survey for Construction of Underground Stations from Chandpole to Bari Chouper and reversal line

Pre - Condition Building Survey for Construction of Underground Stations from Chandpole to Bari Chouper and reversal line



Photo 6B

Inclined Crack on Wall No.2 of Passage of Hind Hotel, Ground floor, Approx. Width=1.5mm, Approx.Length=2.5m. Distance from Wall No.4=2.2m, Height from Floor=1.0m.



Photo 7A

Inclined Crack on Wall No.2 of Passage of Hind Hotel, First floor, Approx. Width=1.0mm, Approx.Length=1.8m. Distance from Wall No.3=0.25m, Height from Floor=0.0m.



Photo 7B

Inclined Crack on Wall No.2 of Passage of Hind Hotel, First floor, Approx. Width=1.0mm, Approx.Length=1.8m. Distance from Wall No.3=0.25m, Height from Floor=0.0m.




Photo 8A

Inclined Crack on Wall No.3 of Room No. 7 of Hind Hotel, First floor, Approx. Width=0.8mm, Approx.Length=1.0m. Distance from Wall No.2=1.3m, Height from Floor=1.8m.



Photo 8B

Inclined Crack on Wall No.3 of Room No. 7 of Hind Hotel, First floor, Approx. Width=0.8mm, Approx.Length=1.0m. Distance from Wall No.2=1.3m, Height from Floor=1.8m.



Photo 9A

Horizontal Crack on Wall No.3 of Balcony of Hind Hotel, Second floor, Approx. Width=1.5mm, Approx.Length=0.25m. Distance from Wall No.2=0.15m, Height from Floor=1.3m.



Pre - Condition Building Survey for Construction of Underground Stations from Chandpole to Bari Chouper and reversal line



Photo 9B

Horizontal Crack on Wall No.3 of Balcony of Hind Hotel, Second floor, Approx. Width=1.5mm, Approx.Length=0.25m. Distance from Wall No.2=0.15m, Height from Floor=1.3m.



Photo 10A

Inclind Crack on Wall No.4 of Varanda No. 2 of Hind Hotel, Third floor, Approx. Width=1.5mm, Approx.Length=4.0m. Distance from Wall No.1=0.0m, Height from Floor=1.3m.



Photo 10B

Inclind Crack on Wall No.4 of Varanda No. 2 of Hind Hotel, Third floor, Approx. Width=1.5mm, Approx.Length=4.0m. Distance from Wall No.1=0.0m, Height from Floor=1.3m.



Photo 11A

Inclind Crack on Wall No.2 of Varanda No. 3 of Hind Hotel, Third floor, Approx. Width=2.5mm, Approx.Length=3.0m. Distance from Wall No.3=0.0m, Height from Floor=2.0m.



Photo 11B

Inclind Crack on Wall No.2 of Varanda No. 3 of Hind Hotel, Third floor, Approx. Width=2.5mm, Approx.Length=3.0m. Distance from Wall No.3=0.0m, Height from Floor=2.0m.



Photo 12A

Inclind Crack on Wall No.1 of Varanda No. 3 of Hind Hotel, Third floor, Approx. Width=2.5mm, Approx.Length=1.8m. Distance from Wall No.4=0.3m, Height from Floor=1.5m.



Pre - Condition Building Survey for Construction of Underground Stations from Chandpole to Bari Chouper and reversal line



Photo 12B

Inclined Crack on Wall No.1 of Varanda No. 3 of Hind Hotel, Third floor, Approx. Width=2.5mm, Approx.Length=1.8m. Distance from Wall No.4=0.3m, Height from Floor=1.5m.



Photo 13

Inclined Crack on Wall No.1 to Roof of Room No. 3 of Hind Hotel, First floor, Approx. Width=0.8mm, Approx.Length=3.0m. Distance from Wall No.4=0.0m, Height from Floor=2.6m.



Photo 14

Plaster Removal on Roof of Toilet of Hind Hotel, Ground Floor



Photo 15

seepage on Wall No. 1 & 4 of Toilet of Hind Hotel, Ground Floor



Photo 16

Seepage on Roof of Room No. 1 of Hind Hotel, Ground Floor



Photo 17

Plaster Removal on Wall No. 1 of Room No. 1 of Hind Hotel, Ground Floor



Pre - Condition Building Survey for Construction of Underground Stations from Chandpole to Bari Chouper and reversal line



Photo 18

Seepage on All Walls of Room No. 2 of Hind Hotel, Ground Floor



Photo 19

Plaster Removal on Wall No. 4 of Room No. 2 of Hind Hotel, Ground Floor



Photo 20

Plaster Removal on Wall No. 2 of Room No. 1 of Hind Hotel, Ground Floor



Photo 21

Plaster Removal on Wall No. 3 of Room No. 1 of Hind Hotel, Ground Floor



Photo 22

Expose Reinforcement on Roof of Room No. 5 of Hind Hotel, Ground Floor




Photo 23

Plaster Removal on Wall No. 1 of Room No. 5 of Hind Hotel, Ground Floor



JAIPUR METRO Jaipur Metro Rail Corporation

Pre - Condition Building Survey for Construction of Underground Stations from Chandpole to Bari Chouper and reversal line

Pre - Condition Building Survey for Construction of Underground Stations from Chandpole to Bari Chouper and reversal line



Photo 24

Plaster Removal on Wall No. 4 of Room No. 5 of Hind Hotel, Ground Floor



Photo 25

Plaster Removal on Wall No. 3 of Room No. 5 of Hind Hotel, Ground Floor



Photo 26

Plaster Removal on All Walls of Store No.2 of Hind Hotel, Ground Floor



Photo 27

Plaster Removal on All Walls of Store No. 1 of Hind Hotel, Ground Floor



Photo 28

Plaster Removal on Roof of Room No. 4, Part B of Hind Hotel, Ground Floor



Photo 29

Seepage on Wall No.4 of Room No. 4, Part C of Hind Hotel, Ground floor



JAIPUR METRO Jaipur Metro Rail Corporation

Pre - Condition Building Survey for Construction of Underground Stations from Chandpole to Bari Chouper and reversal line

Pre - Condition Building Survey for Construction of Underground Stations from Chandpole to Bari Chouper and reversal line



Photo 30

Plaster Removal on Wall No. 3 of Room No. 4, Part C of Hind Hotel, Ground Floor



Photo 31

Seepage on Roof of Room No. 4, Part C of Hind Hotel, Ground floor



Photo 32

Seepage on Wall No. 4 & Roof of Room No. 7 of Hind Hotel, Ground floor



Photo 33

Plaster Removal on Wall No. 3 of Room No. 7 of Hind Hotel, Ground Floor



Photo 34

Seepage on Wall No. 3 of Room No. 7 of Hind Hotel, Ground floor



Photo 35

Seepage on Wall No. 2 of Room No. 7 of Hind Hotel, Ground floor



JAIPUR METRO Jaipur Metro Rail Corporation

Pre - Condition Building Survey for Construction of Underground Stations from Chandpole to Bari Chouper and reversal line

Pre - Condition Building Survey for Construction of Underground Stations from Chandpole to Bari Chouper and reversal line



Photo 36

Plaster Removal on Wall No. 3 of Courtyard of Hind Hotel, Ground Floor



Photo 37



Photo 38

Plaster Removal on Wall No. 4 of Courtyard of Hind Hotel, Ground Floor



Photo 39



Photo 40

Damage on Shade of Courtyard of Hind Hotel, Ground Floor



Photo 41

Plaster Removal on Roof of Staircase of Hind Hotel, Ground Floor



Pre - Condition Building Survey for Construction of Underground Stations from Chandpole to Bari Chouper and reversal line



Photo 42

Seepage on Wall No. 1 of Staircase of Hind Hotel, Ground floor



Photo 43

Plaster Removal on Wall No. 1 of Staircase of Hind Hotel, Ground Floor



Photo 44

Seepage on Wall No. 4 & Roof of Staircase of Hind Hotel, Ground Floor



Photo 45

Plaster Removal on Roof of Room No. 1 of Hind Hotel, Mazzanin Floor



Photo 46

Plaster Removal on Wall No.4 of Room No. 1 of Hind Hotel, Mazzanin Floor



Photo 47

Seepage on Wall No.2 & 3 of Room No. 1 of Hind Hotel, Mazzanin Floor

Pre - Condition Building Survey for Construction of Underground Stations from Chandpole to Bari Chouper and reversal line




Photo 48

Plaster Removal on Wall No.1 of Room No. 1 of Hind Hotel, Mazzanin Floor



Photo 49

Seepage on All Walls & Roof of Room No. 2 of Hind Hotel, Mazzanin Floor



Photo 50

Seepage on All Walls & Roof of Staircase No. 2 of Hind Hotel, Mazzanin Floor



Photo 51

Seepage on Wall No. 2 of Room No. 2 of Hind Hotel, Mazzanin Floor



Photo 52

Seepage on Wall No. 1 & 3 of Room No. 3 of Hind Hotel, Mazzanin Floor



Photo 53

Seepage on Wall No. 2 & 4 of Room No. 4 of Hind Hotel, Mazzanin Floor



JAIPUR METRO Jaipur Metro Rail Corporation

Pre - Condition Building Survey for Construction of Underground Stations from Chandpole to Bari Chouper and reversal line

Pre - Condition Building Survey for Construction of Underground Stations from Chandpole to Bari Chouper and reversal line



Photo 54

Peeling of Plaster on Wall No. 3 of Room No. 4 of Hind Hotel, Mazzanin Floor



Photo 55

Seepage on Wall No. 1, 3 & Roof of Room No. 5 of Hind Hotel, Mazzanin Floor



Photo 56

Plaster Removal on Wall No. 1 of Room No. 5 of Hind Hotel, Mazzanin Floor



Photo 57

Plaster Crack on Wall No. 2 of Room No. 5 of Hind Hotel, Mazzanin Floor



Photo 58

Plaster Removal on Wall No. 4 of Room No. 5 of Hind Hotel, Mazzanin Floor




Photo 59

Plaster Removal on Wall No. 2 & Roof of Lobby of Hind Hotel, Mazzanin Floor



JAIPUR METRO Jaipur Metro Rail Corporation

Pre - Condition Building Survey for Construction of Underground Stations from Chandpole to Bari Chouper and reversal line

Pre - Condition Building Survey for Construction of Underground Stations from Chandpole to Bari Chouper and reversal line



Photo 60

Plaster Removal on Wall No. 1 of Lobby of Hind Hotel, Mazzanin Floor



Photo 61

Plaster Removal on Wall No. 2 of Toilet No.1 of Hind Hotel, Mazzanin Floor



Photo 62

Plaster Removal on Wall No. 3 of Room No.1 of Hind Hotel, Mazzanine Floor



Photo 63

Plaster Crack on Wall No.4 of Room No.6 of Hind Hotel, Mazzanine Floor



Photo 64

Seepage on Wall No. 2 & 3 of Room No.6 of Hind Hotel, Mazzanine Floor



Photo 65

Plaster Crack on Roof of Room No.6 of Hind Hotel, Mazzanine Floor



Pre - Condition Building Survey for Construction of Underground Stations from Chandpole to Bari Chouper and reversal line



Photo 66

Seepage on Wall No.2 & 3 of Room No.7 of Hind Hotel,
Mazzanine Floor



Photo 67

Plaster Crack on Wall No.1 of Room No.7 of Hind Hotel,
Mazzanine Floor



Photo 68

Seepage on Wall No. 2,3 & Roof of Room No.8 of Hind Hotel,
Mazzanine Floor



Photo 69

Plaster Crack on Wall No.1 of Room No.8 of Hind Hotel,
Mazzanine Floor



Photo 70

Damage on Railing of Corridor of Hind Hotel, Mazzanine Floor



Photo 71

Damage on Wall No.1 of Corridor of Hind Hotel, Mazzanine Floor



JAIPUR METRO Jaipur Metro Rail Corporation

Pre - Condition Building Survey for Construction of Underground Stations from Chandpole to Bari Chouper and reversal line

Pre - Condition Building Survey for Construction of Underground Stations from Chandpole to Bari Chouper and reversal line



Photo 72

Damage on Wall No.3 of Corridor of Hind Hotel, Mezzanine Floor



Photo 73

Seepage on Wall No.2 of Corridor of Hind Hotel, Mezzanine Floor



Photo 74

Damage on Wall No.4 of Corridor of Hind Hotel, Mezzanine Floor



Photo 75

Damage on Floor of Corridor of Hind Hotel, Mezzanine Floor



Photo 76

Seepage on Roof of Staircase of MSN to FF of Hind Hotel, Mezzanine Floor



Photo 77

Seepage on Wall No. 3 of Staircase MSN to FF of Hind Hotel Mezzanine Floor



JAIPUR METRO Jaipur Metro Rail Corporation

Pre - Condition Building Survey for Construction of Underground Stations from Chandpole to Bari Chouper and reversal line

Pre - Condition Building Survey for Construction of Underground Stations from Chandpole to Bari Chouper and reversal line



Photo 78

Plaster Removal on Roof of Varanda No. 3 of Hind Hotel, First Floor



Photo 79

Plaster Crack on Wall No. 3 of Varanda No. 3 of Hind Hotel, First Floor



Photo 80

Seepage on Wall No. 3 of Varanda No. 3 of Hind Hotel, First Floor



Photo 81

Plaster Removal on Wall No. 4 of Varanda No. 3 of Hind Hotel, First Floor



Photo 82

Peeling Plaster on Wall No.2 of Room No.13 of Hind Hotel, First Floor



Photo 83

Peeling Plaster on Wall No.1 of Room No.13 of Hind Hotel, First Floor



JAIPUR METRO Jaipur Metro Rail Corporation

Pre - Condition Building Survey for Construction of Underground Stations from Chandpole to Bari Chouper and reversal line

Pre - Condition Building Survey for Construction of Underground Stations from Chandpole to Bari Chouper and reversal line



Photo 84
Seepage on Roof of Room No. 13 of Hind Hotel,
First Floor



Photo 85
Peeling Plaster on All Walls of Room No. 19 of Hind Hotel,
First Floor



Photo 86
Plaster Crack on Wall No. 1 of Passage No. 3 of Hind Hotel, ,
First Floor



Photo 87
Plaster Crack on Roof of Varanda No. 4 of Hind Hotel,,
First Floor



Photo 88
Seepage on Roof of Varanda No. 4 of Hind Hotel,
First Floor



Photo 89
Seepage on Wall No. 2 & 3 of Varanda No. 4 of Hind Hotel,
First Floor



JAIPUR METRO Jaipur Metro Rail Corporation

Pre - Condition Building Survey for Construction of Underground Stations from Chandpole to Bari Chouper and reversal line

Pre - Condition Building Survey for Construction of Underground Stations from Chandpole to Bari Chouper and reversal line



Photo 90

Plaster Removal on Wall No. 4 of Varanda No. 4 of Hind Hotel,
First Floor



Photo 91

Seepage on Wall No. 1 & Roof of Varanda No. 4 of Hind Hotel,
First Floor



Photo 92

Plaster Removal on Wall No. 2 of Varanda No. 2 of Hind Hotel,
First Floor



Photo 93

Plaster Removal on Roof of Varanda No. 2 of Hind Hotel,
First Floor



Photo 94

Plaster Removal on Wall No. 2 of Varanda No. 2 of Hind Hotel,
First Floor



Photo 95

Plaster Removal on Roof of Room No. 8 of Hind Hotel,
First Floor



JAIPUR METRO Jaipur Metro Rail Corporation

Pre - Condition Building Survey for Construction of Underground Stations from Chandpole to Bari Chouper and reversal line

Pre - Condition Building Survey for Construction of Underground Stations from Chandpole to Bari Chouper and reversal line



Photo 96

Plaster Removal on Wall No. 2 of Varanda No. 2 of Hind Hotel, First Floor



Photo 97

Seepage on Wall No. 1, 2 & Roof of Room No. 2 of Hind Hotel, Second Floor



Photo 98

Plaster Crack on Wall No. 1 of Balcony of Room No. 3 of Hind Hotel, Second Floor



Photo 99

Seepage on Wall No. 2 & 4 of Room No. 7 of Hind Hotel, Second Floor



Photo 100

Seepage on Wall No. 3 & Roof of Room No. 7 of Hind Hotel, Second Floor



Photo 101

Plaster Removal on Roof of Room No. 7 of Hind Hotel, First Floor



JAIPUR METRO Jaipur Metro Rail Corporation

Pre - Condition Building Survey for Construction of Underground Stations from Chandpole to Bari Chouper and reversal line

Pre - Condition Building Survey for Construction of Underground Stations from Chandpole to Bari Chouper and reversal line



Photo 102
Seepage on All Walls & Roof of Toilet & Bath of Room No.7,
Second Floor



Photo 103
Seepage on Wall No. 2 & Roof of Room No. 12 of Hind Hotel,
Second Floor



Photo 104
Seepage on Wall No.3 & Roof of Room No. 12 of Hind Hotel,
Second Floor



Photo 105
Seepage on All Walls of Toilet & Bath of Room No.12 of Hind Hotel,
Second Floor



Photo 106
Seepage on Wall No. 3 & 5 of Room No. 13 of Hind Hotel, Second
Floor



Photo 107
Peeling of Plaster on Wall No. 2 of Room No. 13 of Hind Hotel,
Second Floor



Pre - Condition Building Survey for Construction of Underground Stations from Chandpole to Bari Chouper and reversal line



Photo 108
Peeling of Plaster on Wall No. 6 of Room No. 13 of Hind Hotel,
Second Floor



Photo 109
Plaster Removal on Wall No. 2 of Room No. 14 of Hind Hotel,
Second Floor



Photo 110
Plaster Removal on Balcony of Room No. 14 of Hind Hotel, Second
Floor



Photo 111
Seepage on Wall No. 2 of Varanda No. 1 of Hind Hotel, Second Floor



Photo 112
Seepage on All Walls of Varanda No. 2 of Hind Hotel,
Second Floor



Photo 113
Seepage on All Walls of Room No. 2 of Hind Hotel,
Third Floor

Pre - Condition Building Survey for Construction of Underground Stations from Chandpole to Bari Chouper and reversal line



Photo 114
Seepage on Roof of Varanda No. 1 of Hind Hotel,
Third Floor



Photo 115
Plaster Crack on Roof of Varanda No. 2 of Hind Hotel,
Third Floor



Photo 116
Plaster Removal on Wall No.4 of Varanda No. 3 of Hind Hotel
Third Floor



Photo 117
Seepage on All Walls & Roof of Toilet of Hind Hotel,
Third Floor



Photo 118
Plaster Removal on Wall No.1 & 4 of Staircase of Hind Hotel,
Third Floor



Photo 119
Seepage on Roof of Room No. 1 of Hind Hotel,
Terrace

Pre - Condition Building Survey for Construction of Underground Stations from Chandpole to Bari Chouper and reversal line



Photo 120
Damage on Wall No.2 & 3 of Room No. 1 of Hind Hotel, Terrace



Photo 121
Damage on Shade of Room No. 1 of Hind Hotel, Terrace



Photo 122
Seepage on All Walls & Roof of Room No. 2 of Hind Hotel, Terrace



Photo 123
Damage on Wall No. 4 & Roof of Room No. 3 of Hind Hotel, Terrace



Photo 124
Damage on Floor of Terrace of Hind Hotel



Photo 125
Seepage on Wall No. 1 & Roof of Room No. 2 of Hind Hotel,
First Floor



JAIPUR METRO Jaipur Metro Rail Corporation

Pre - Condition Building Survey for Construction of Underground Stations from Chandpole to Bari Chouper and reversal line

Pre - Condition Building Survey for Construction of Underground Stations from Chandpole to Bari Chouper and reversal line



Photo 126

Peeling of Plaster on Wall No. 2 of Room No. 2 of Hind Hotel, First Floor



Photo 127

Plaster Removal on Roof of Room No. 2 of Hind Hotel, First Floor



Photo 128

Plaster Removal on Wall No. 3 of Room No. 4 of Hind Hotel, First Floor



Photo 129

Peeling of Plaster on Roof of Room No. 4 of Hind Hotel, First Floor



Photo 130

Seepage on Wall No. 2, 3 & Roof of Room No. 1 of Hind Hotel, First Floor



Photo 131

Plaster Removal on Roof of Room No. 1 of Hind Hotel, First Floor



Pre - Condition Building Survey for Construction of Underground Stations from Chandpole to Bari Chouper and reversal line



Photo 132

Plaster Removal on Wall No. 3 of Room No. 5 of Hind Hotel, First Floor



Photo 133

Plaster Removal on Wall No. 2 of Room No. 5 of Hind Hotel, First Floor



Photo 134

Plaster Removal on Roof of Varanda No. 1 of Hind Hotel, First Floor



Photo 135

Plaster Removal on Wall No.2 of Varanda No.1 of Hind Hotel, First Floor




Photo 136

Plaster Removal on Wall No. 4 of Varanda No. 1 of Hind Hotel, First Floor



Photo 137

Seepage on Wall No.2 & Roof of Passage of Hind Hotel, Ground Floor

Pre - Condition Building Survey for Construction of Underground Stations from Chandpole to Bari Chouper and reversal line



Photo 138

Repair Work on Wall No. 2 of of Passage of Hind Hotel,
Ground Floor



Photo 139

Locked, Room No. 6 of Hind Hotel,
Ground Floor



Photo 140

Covered With Material, Room No. 4, Part A & B of Hind Hotel,
Ground Floor,



Photo 141

Covered With Material, Part C of Room No. 4 of Hind Hotel,
Ground Floor,



Photo 142

Repair Work on Wall No. 4 & Roof of Room No. 3 of Hind Hotel,
Mazzanin Floor



Photo 143

Jammed (Unable to open), Room No. 9 of Hind Hotel,
Mazzanine Floor,



Pre - Condition Building Survey for Construction of Underground Stations from Chandpole to Bari Chouper and reversal line



Photo 144

Jammed (Unable to open), Room No. 10 of Hind Hotel, Mazzanin Floor,



Photo 145

Locked, Room No. 9 of Hind Hotel, First Floor,



Photo 146

Covered With Tiles, Toilet & Batroom of Room No. 10 of Hind Hotel, First Floor,



Photo 147

Locked, Room No. 11 of Hind Hotel, First Floor



Photo 148

Not Permitted, Room No. 12 of Hind Hotel, First Floor,



Photo 149

Covered With Tiles, All Walls Toilet & Batroom of Room No. 14 of Hind Hotel, First Floor,



Pre - Condition Building Survey for Construction of Underground Stations from Chandpole to Bari Chouper and reversal line



Photo 150

Locked Room No. 14 of Hind Hotel, First Floor



Photo 151

Locked, Room No. 15 of Hind Hotel, First Floor



Photo 152

Locked, Room No. 16 of Hind Hotel, First Floor,



Photo 153

Locked, Room No. 17 of Hind Hotel, First Floor



Photo 154

Locked, Room No. 18 of Hind Hotel, First Floor,



Photo 155

Covered With Tiles, All Walls Toilet & Bathroom of Room No.19 of Hind Hotel, First Floor,



JAIPUR METRO Jaipur Metro Rail Corporation

Pre - Condition Building Survey for Construction of Underground Stations from Chandpole to Bari Chouper and reversal line

Pre - Condition Building Survey for Construction of Underground Stations from Chandpole to Bari Chouper and reversal line



Photo 156

No Apraoch, Mazzanine Floor of Hind Hotel, First Floor



Photo 157

Locked, Room No. 6 of Hind Hotel, First Floor



Photo 158

Locked, Room No. 20 of Hind Hotel, First Floor



Photo 159

Locked, Room No. 1 & 2 of Hind Hotel, Second Floor,



Photo 160

Locked, Toilet & Bathroom of Room No.3 of Hind Hotel, Second Floor,



Photo 161

Covered With Tiles (Partialy), All Walls of Toilet & Bathroom of Room No. 4 of Hind Hotel, Second Floor,



JAIPUR METRO Jaipur Metro Rail Corporation

Pre - Condition Building Survey for Construction of Underground Stations from Chandpole to Bari Chouper and reversal line

Pre - Condition Building Survey for Construction of Underground Stations from Chandpole to Bari Chouper and reversal line



Photo 162

Under Construction, Toilet & Bath of Room No.5 of Hind Hotel, Second Floor,



Photo 163

Locked, Room No. 6 of Hind Hotel, Second Floor,



Photo 164

Locked, Room No. 8 of Hind Hotel, Second Floor



Photo 165

Locked, Room No. 9 of Hind Hotel, Second Floor




Photo 166

Locked, Room No. 10 of Hind Hotel, Second Floor



Photo 167

Locked, Room No. 11 of Hind Hotel, Second Floor



JAIPUR METRO Jaipur Metro Rail Corporation

Pre - Condition Building Survey for Construction of Underground Stations from Chandpole to Bari Chouper and reversal line

Pre - Condition Building Survey for Construction of Underground Stations from Chandpole to Bari Chouper and reversal line



Photo 168

Covered with Tiles, Toilet & Bath of Room No.13 of Hind Hotel, Second Floor,



Photo 169

Under Construction, Toilet & Bath of Room No.14 of Hind Hotel, Second Floor,



Photo 170

Locked, Room No. 1 of Hind Hotel, Third Floor,



Photo 171

View of Hind Hotel, Terrace



Photo 172

Protection By Roope from Callapse of Parafet wall of Terrace, Hind Hotel , Terrace



Photo 173

View of Shade of Hind Hotel, Terrace

Pre - Condition Building Survey for Construction of Underground Stations from Chandpole to Bari Chouper and reversal line



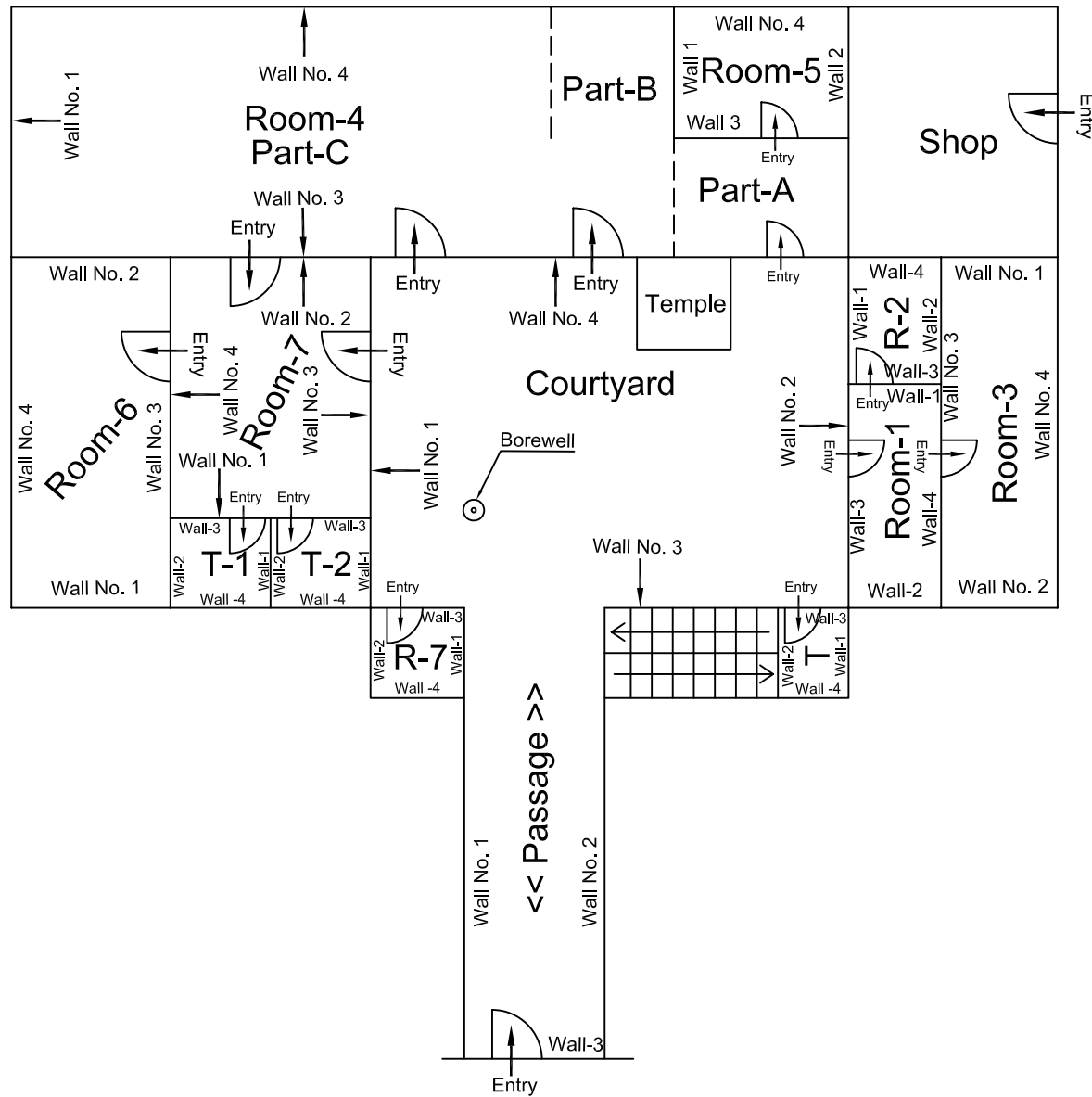
Photo 174

Covered with Tiles, All Walls of Toilet & Bath of Room No.2 of Hind Hotel, First Floor,



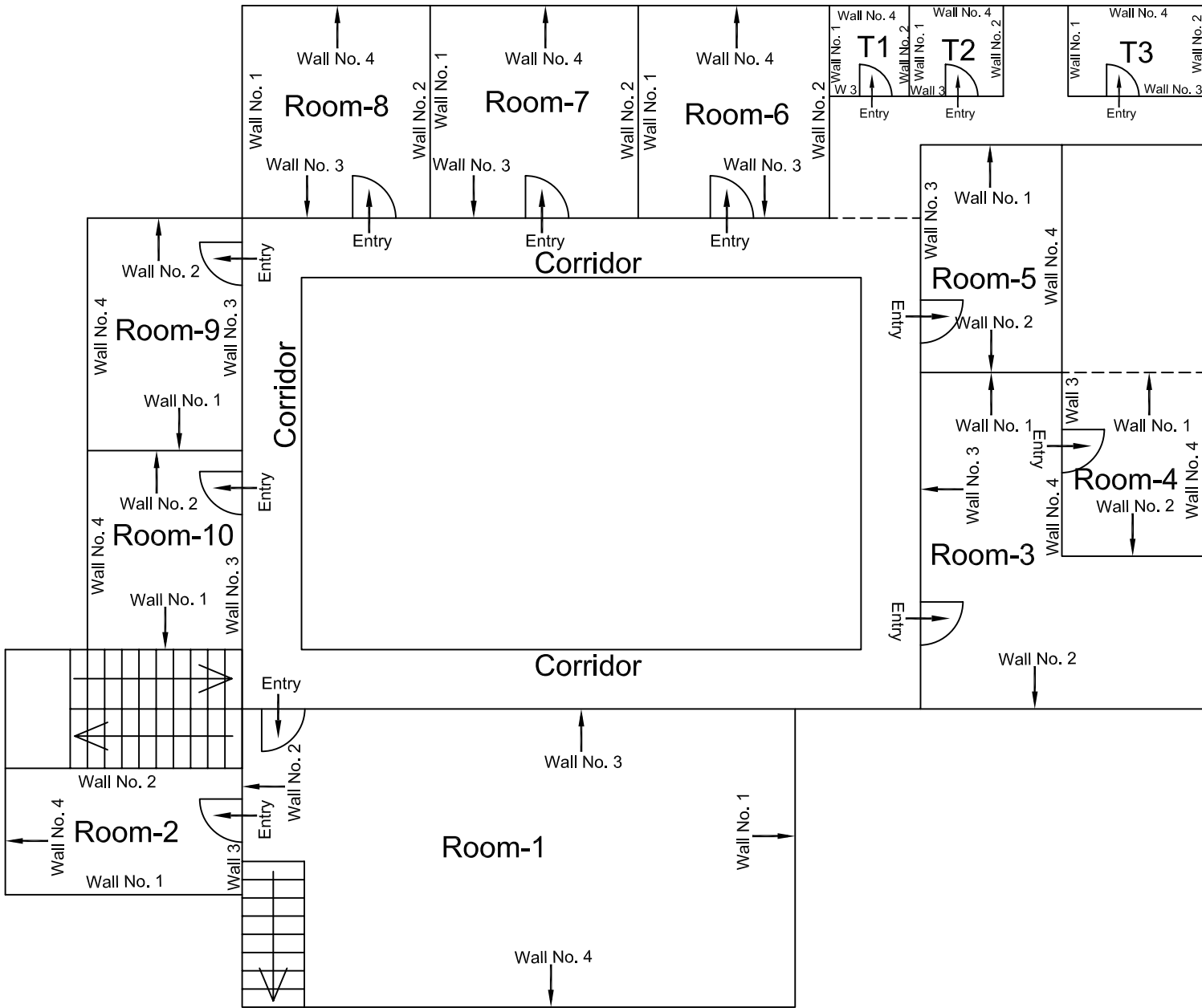
Photo 175

Covered with Tiles, All Walls of Toilet & Bath of Room No.3 of Hind Hotel, First Floor,

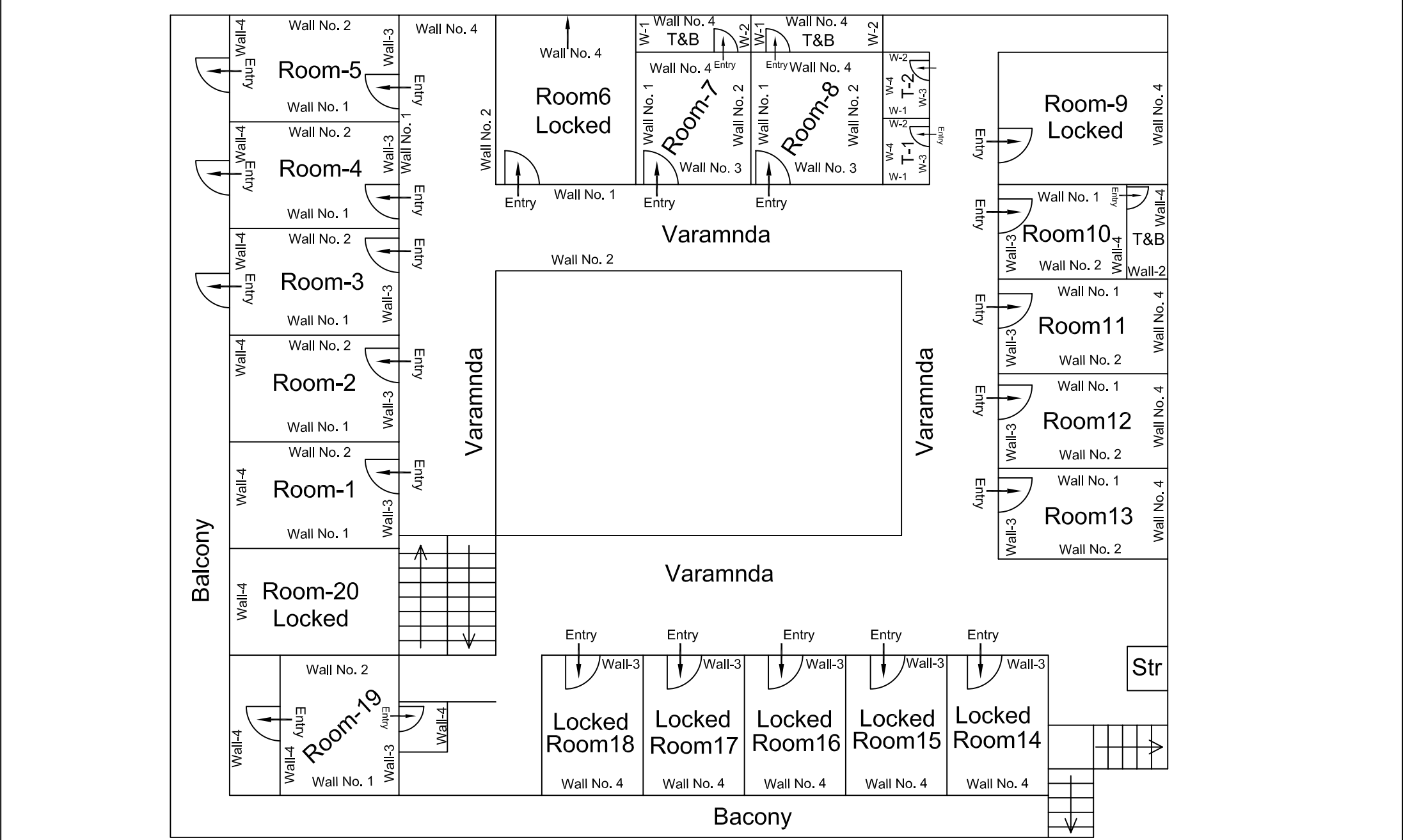


Ground Floor Plan


					CONSULTANT: OMIKRON KAPPA-INDUS CONSULTRANS JV	MAIN CONTRACTOR: CEC	SUB-CONTRACTOR: AIMIL LIMITED	PROJECT TITLE: Design and Construction of Tunnel between Chandpole & Badi Chouper and reversal line by Shield TBM, Underground Metro Stations at Choti Choupar and Badi Choupar by Cut & Cover methods on East West Corridor of Jaipur Metro Phase 1B		
								DRAWING TITLE: Ground Floor Plan of Hind Hotel Choda Rasta Choti Chopad		
					CLIENT: DMRC/JMRC	CONTRACT: Jaipur Metro Phase 1B		DRAWING NO.: AIMIL/ESG/12315/ CC-BC-DN/0029/GF / SF/01		REVISION: R0
00		NP	Dr. PRC	16.11.2013				SCALE: Not to Scale		
Revision	Description of Revision	Drawn By	Approved By	Date						



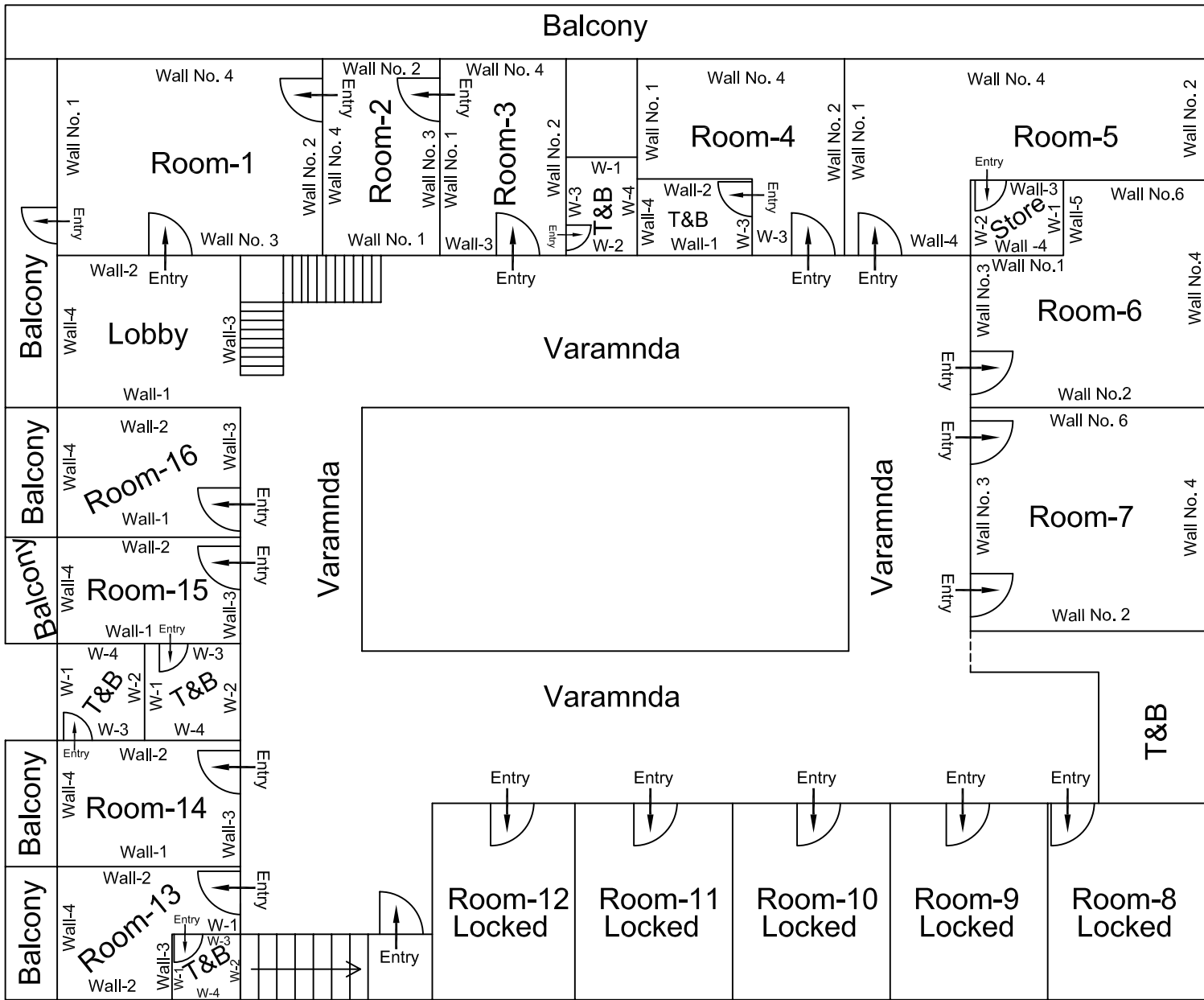
					CONSULTANT: OMIKRON KAPPA-INDUS CONSULTRANS JV	MAIN CONTRACTOR: CEC	SUB-CONTRACTOR: AIMIL LIMITED	PROJECT TITLE: Design and Construction of Tunnel between Chandpole & Badi Chouper and reversal line by Shield TBM, Underground Metro Stations at Choti Choupar and Badi Choupar by Cut & Cover methods on East West Corridor of Jaipur Metro Phase 1B	
								DRAWING TITLE: Mazzanine Floor Plan of Between GF To FF Hind Hotel Choda Rasta Choti Chopad	DRAWING NO.: AIMIL/ESG/12315/ CC-BC-DN/0029/GF / SF/02
00		NP	Dr. PRC	16.11.2013				SCALE: Not to Scale	REVISION: R0
Revision	Description of Revision	Drawn By	Approved By	Date	CLIENT: DMRC/JMRC	CONTRACT: Jaipur Metro Phase 1B			



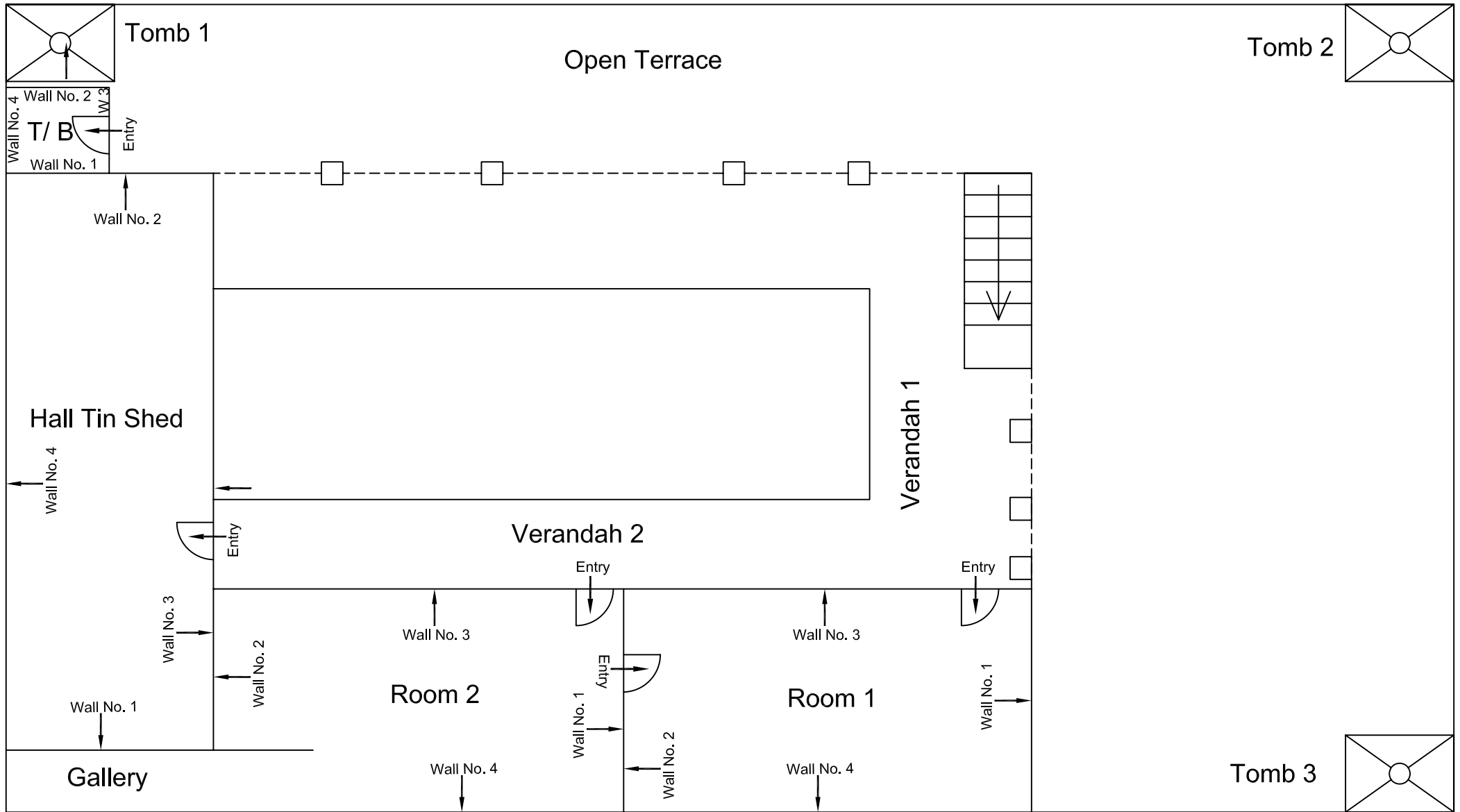
					CONSULTANT: OMIKRON KAPPA-INDUS CONSULTRANS JV	MAIN CONTRACTOR: CEC	SUB-CONTRACTOR: AIMIL LIMITED	PROJECT TITLE: Design and Construction of Tunnel between Chandpole & Badi Choupar and reversal line by Shield TBM, Underground Metro Stations at Choti Choupar and Badi Choupar by Cut & Cover methods on East West Corridor of Jaipur Metro Phase 1B		
								DRAWING TITLE: First Floor Plan of Hind Hotel Choda Rasta Choti Chopad		DRAWING NO.: AIMIL/ESG/12315/ CC-BC-DN/0029/GF / SF/03
00		NP	Dr. PRC	16.11.2013	CLIENT: DMRC/JMRC	CONTRACT: Jaipur Metro Phase 1B		SCALE: Not to Scale		REVISION: R0
Revision	Description of Revision	Drawn By	Approved By	Date						



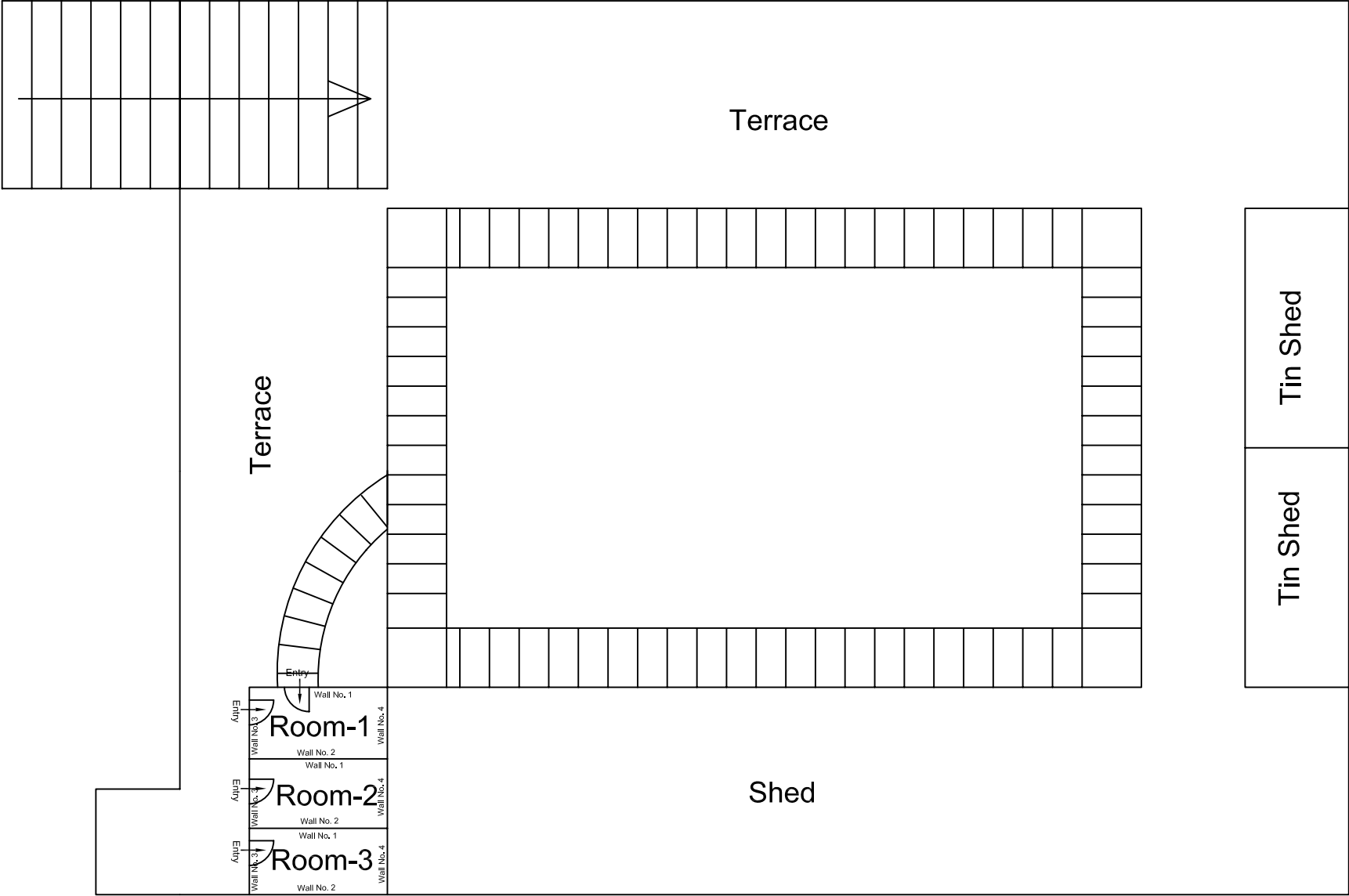
					CONSULTANT: OMIKRON KAPPA-INDUS CONSULTRANS JV	MAIN CONTRACTOR: CEC	SUB-CONTRACTOR: AIMIL LIMITED	PROJECT TITLE: Design and Construction of Tunnel between Chandpole & Badi Chouper and reversal line by Shield TBM, Underground Metro Stations at Choti Choupar and Badi Choupar by Cut & Cover methods on East West Corridor of Jaipur Metro Phase 1B	
								DRAWING TITLE: Mazzanine Floor Plan of Between FF To SF Hind Hotel Choda Rasta Choti Chopad	DRAWING NO.: AIMIL/ESG/12315/ CC-BC-DN/0029/GF / SF/04
00		NP	Dr. PRC	16.11.2013				SCALE: Not to Scale	REVISION: R0
Revision	Description of Revision	Drawn By	Approved By	Date	CLIENT: DMRC/JMRC	CONTRACT: Jaipur Metro Phase 1B			



					CONSULTANT: OMIKRON KAPPA-INDUS CONSULTRANS JV	MAIN CONTRACTOR: CEC	SUB-CONTRACTOR: AIMIL LIMITED	PROJECT TITLE: Design and Construction of Tunnel between Chandpole & Badi Choupar and reversal line by Shield TBM, Underground Metro Stations at Choti Choupar and Badi Choupar by Cut & Cover methods on East West Corridor of Jaipur Metro Phase 1B	
								DRAWING TITLE: Second Floor Plan of Hind Hotel Choda Rasta Choti Chopad	DRAWING NO.: AIMIL/ESG/12315/ CC-BC-DN/0029/GF / SF/05
00		NP	Dr. PRC	16.11.2013				SCALE: Not to Scale	REVISION: R0
Revision	Description of Revision	Drawn By	Approved By	Date	CLIENT: DMRC/JMRC	CONTRACT: Jaipur Metro Phase 1B			



					CONSULTANT: OMIKRON KAPPA-INDUS CONSULTRANS JV	MAIN CONTRACTOR: CEC	SUB-CONTRACTOR: AIMIL LIMITED	PROJECT TITLE: Design and Construction of Tunnel between Chandpole & Badi Chouper and reversal line by Shield TBM, Underground Metro Stations at Choti Choupar and Badi Choupar by Cut & Cover methods on East West Corridor of Jaipur Metro Phase 1B	
								DRAWING TITLE: Third Floor Plan of Hind Hotel Choda Rasta Choti Chopad	DRAWING NO.: AIMIL/ESG/12315/ CC-BC-DN/0029/GF / SF/06
					CLIENT: DMRC/JMRC	CONTRACT: Jaipur Metro Phase 1B		REVISION: R0	
00		NP	Dr. PRC	16.11.2013				SCALE: Not to Scale	
Revision	Description of Revision	Drawn By	Approved By	Date					



					CONSULTANT: OMIKRON KAPPA-INDUS CONSULTRANS JV	MAIN CONTRACTOR: CEC	SUB-CONTRACTOR: AIMIL LIMITED	PROJECT TITLE: Design and Construction of Tunnel between Chandpole & Badi Chouper and reversal line by Shield TBM, Underground Metro Stations at Choti Choupar and Badi Choupar by Cut & Cover methods on East West Corridor of Jaipur Metro Phase 1B		
								DRAWING TITLE: Terrace Plan of Hind Hotel Choda Rasta Choti Chopad		
					CLIENT: DMRC/JMRC	CONTRACT: Jaipur Metro Phase 1B		DRAWING NO.: AIMIL/ESG/12315/ CC-BC-DN/0029/GF / SF/07		
00		NP	Dr. PRC	16.11.2013				SCALE: Not to Scale		REVISION: R0
Revision	Description of Revision	Drawn By	Approved By	Date						



JAIPUR METRO Jaipur Metro Rail Corporation

Pre - Condition Building Survey for Construction of Underground Stations from Chandpole to Bari Chouper and reversal line

Pre - Condition Building Survey for Construction of Underground Stations from Chandpole to Bari Chouper and reversal line



New Crockery & General Store, Shop No. 207
Purohit ji katla
Jaipur
Unique ID:CC-BC/DL/0061

Report Number: AIMIL/ESG/JMCEC/CC-BC/DL/0061-207/02, Rev. 00, Dated: June 2014

Building Owner
Contractor

Mr. Mohd Saeed & Mohd. Usmaan
CEC

Client
Sub-Contractor

JMRC Limited
AIMIL Limited



Pre - Condition Building Survey for Construction of Underground Stations from Chandpole to Bari Chouper and reversal line

Table of Contents

S.No.	Particulars	Page No.
1	Introduction	2
2	Survey Details	2
3	About the Structure	3
4	Building Ownership Details	3
5	Project Details	4
6	General Building Details	4
7	Summary of Cracks	5
8	Summary of Defects other than Cracks	
9	Summary of Areas that Could not be surveyed	
10	Defect Photographs	
11	Schematic Diagram of Building	


Introduction

The Jaipur Metro Rail is being constructed to provide the city of Jaipur with a modern and technologically advanced Transit System, to provide a safe and well connected means of transport that reduces traffic congestion. The project consists of two corridors with underground and elevated sections.

The construction of underground rail and road infrastructures in metropolitan and cosmopolitan cities are mostly through developed area under challenging soil conditions.

The alignment of structure is passing through densely inhabited areas, many structures are falling in the zone of influence of construction activities. It is required to carry out the pre-condition survey of those structures. The scope of work of this survey includes carrying out pre-condition survey of those structures.

Survey Details

S.No.	Head	Particulars	Signatures
1	Date of Survey	26/06/2014	
2	AIMIL Representative	<i>MOND. SHARMA</i>	
3	CEC Representative		
4	Structural Designer of CEC		
5	JMRC/DMRC Representative		



JAIPUR METRO Jaipur Metro Rail Corporation

Pre - Condition Building Survey for Construction of Underground Stations from Chandpole to Bari Chouper and reversal line

Pre - Condition Building Survey for Construction of Underground Stations from Chandpole to Bari Chouper and reversal line

About the Structure

The structure under consideration is a Multi Story Load Bearing Structure having 2 floors. The structure was constructed in year 1914 and is 100 years old.

There are 1 defects in the structure out of which 0 are cracks. Category wise distribution of cracks is given in the table below. Overall the Building can be categorised in Category 0 (Negligible)

Category	Number of Cracks	% of Total Cracks	Crack Meter
Negligible (< 0.1mm)	0	0%	Not Required
Very Slight (0.1 to 1mm)	0	0%	Not Required
Slight (1 to 5mm)	0	0%	Not Required
Moderate (5 to 15mm)	0	0%	Not Required
Severe (15 to 25mm)	0	0%	Not Required
Very Severe (>25mm)	0	0%	Not Required

Building Ownership Details			
Unique ID/Sub ID	Premises Name	Owner	Signatures
CC-BC/DL/0061-207	New Crockery & General Store, Shop No. 207	Mr. Mohd Saeed & Mohd. Usmaan	



JAIPUR METRO Jaipur Metro Rail Corporation

Pre - Condition Building Survey for Construction of Underground Stations from Chandpole to Bari Chouper and reversal line

Pre - Condition Building Survey for Construction of Underground Stations from Chandpole to Bari Chouper and reversal line

Project Details		
S. No.	Head	Particulars
1	Project	Jaipur Metro Rail Project
2	Section	Chandpole to Bari Chaupar
3	Client	JMRC Limited
4	Consultant	DMRC Limited
5	Contractor	CEC
6	Design Consultant of Contractor	Omikron Kappa - Indus Consultrans JV
7	Sub-Contractor	AIMIL Limited
8	Subject	Pre-Condition Survey Report

General Building Details (As informed verbally by Building Owner)		
S. No.	Head	Particulars
1	Building Name	New Crockery & General Store, Shop No. 207
2	Building Address	Purohit Ji Ka Katla, Badi Chaupar, Jaipur
3	Year of Construction	1914
4	Number of Floors	B+G+2
5	Number of Basements	One
6	Type of Building	Commercial
7	Approximate Height	9m
8	Approximate Area	Not Known
9	Age of Building	100 years
10	Type of Structure	Load Bearing Structure
11	Type of Foundation	Not Known
12	Number of Bore Wells	None
13	Depth and Diameter of Bore	N.A
14	Roadways	One Sides
15	Presence of Equipment/Machines	None



JAIPUR METRO Jaipur Metro Rail Corporation

Pre - Condition Building Survey for Construction of Underground Stations from Chandpole to Bari Chouper and reversal line

Pre - Condition Building Survey for Construction of Underground Stations from Chandpole to Bari Chouper and reversal line

Summary of Cracks						
Defect ID	Location	Orientation	Appx. Width (mm)	Appx. Length (m)	Category	Photo No.
Summary of Defects Other Than Crack						
Defect ID	Location	Description				Photo No.
1	Roof of Shop No. 207,Ground Floor	Dampness/Seepage				1
Summary of Areas that Could not be Surveyed						
Serial No.	Location	Description				Photo No.
1	Wall No. 1 & 4 of Shop No. 207,Ground Floor	Covered with wooden and Material				2
2	Wall No. 2 & 4 of Shop No. 207,Ground Floor	Covered with wooden and Material				3
3	Wall No. 2 & 4 of Shop No. 207,Basement	Covered with wooden and Material				4
4	Wall No. 2 & 3 of Shop No. 207,Basement	Covered with wooden and Material				5



JAIPUR METRO Jaipur Metro Rail Corporation

Pre - Condition Building Survey for Construction of Underground Stations from Chandpole to Bari Chouper and reversal line

Pre - Condition Building Survey for Construction of Underground Stations from Chandpole to Bari Chouper and reversal line



Photo 1

Dampness/Seepage on Roof of Shop No. 207, Ground Floor



Photo 2

Covered with wooden and Material, Wall No. 1 & 4 of Shop No. 207, Ground Floor



Photo 3

Covered with wooden and Material, Wall No. 2 & 4 of Shop No. 207, Ground Floor



Photo 4


Covered with wooden and Material, Wall No. 2 & 4 of Shop No. 207, Basement



Photo 5

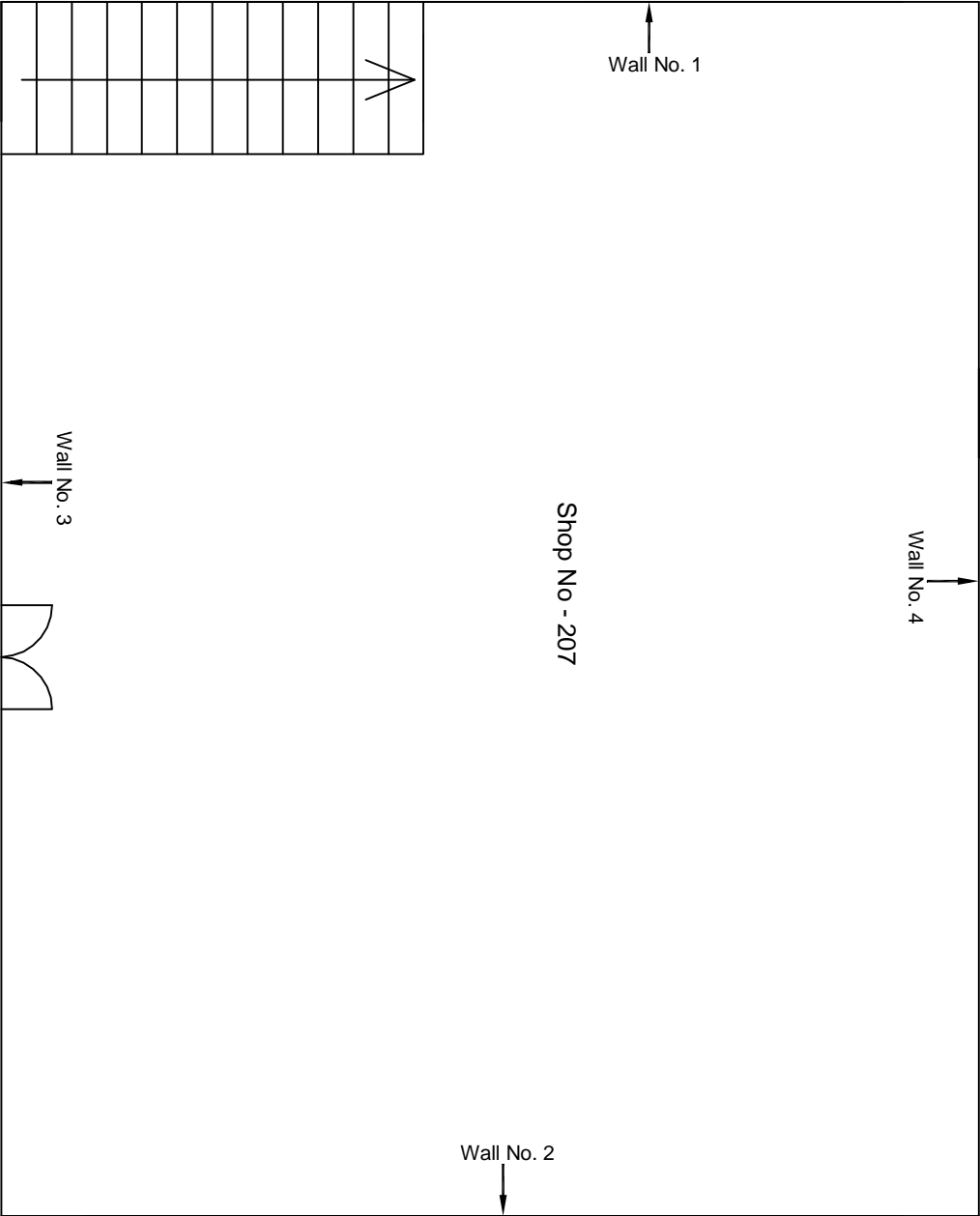
Covered with wooden and Material, Wall No. 2 & 3 of Shop No. 207, Basement





						CONSULTANT: OMIKRON KAPPA-INDUS CONSULTRANS JV	MAIN CONTRACTOR: CEC	SUB-CONTRACTOR: AIMIL LIMITED	PROJECT TITLE: Design and Construction of Tunnel between Chandpole & Badi Chouper and reversal line by Shield TBM, Underground Metro Stations at Choti Choupar and Badi Choupar by Cut & Cover methods on East West Corridor of Jaipur Metro Phase 1B
						CLIENT: DMRC/JMRC	CONTRACT: Jaipur Metro Phase 1B		DRAWING TITLE: Basement Floor Plan of Shop No 207 Tripolia Bazar
									DRAWING NO.: AIMIL/ESG/12315/ CC-BC-DN-0061/207 /02
									SCALE: Not to Scale
									REVISION: R0
00		NP	Dr. PRC	16.11.2013					
Revision	Description of Revision	Drawn By	Approved By	Date					

Basement Floor Plan



Ground Floor Plan

					CONSULTANT: OMIKRON KAPPA-INDUS CONSULTRANS JV		MAIN CONTRACTOR: CEC		SUB-CONTRACTOR: AIMIL LIMITED		PROJECT TITLE: Design and Construction of Tunnel between Chandpole & Badi Chouper and reversal line by Shield TBM, Underground Metro Stations at Choti Choupar and Badi Choupar by Cut & Cover methods on East West Corridor of Jaipur Metro Phase 1B		
					CLIENT: DMRC/JMRC		CONTRACT: Jaipur Metro Phase 1B		DRAWING TITLE: Ground Floor Plan of Shop No 207 Tripolia Bazar		DRAWING NO.: AIMIL/ESG/12315/ CC-BC-DN-0061/207 /01		
											SCALE: Not to Scale		
											REVISION: R0		
00		NP	Dr. PRC	16.11.2013									
Revision	Description of Revision	Drawn By	Approved By	Date									



JAIPUR METRO Jaipur Metro Rail Corporation

Pre - Condition Building Survey for Construction of Underground Stations from Chandpole to Bari Chouper and reversal line

Pre - Condition Building Survey for Construction of Underground Stations from Chandpole to Bari Chouper and reversal line



House No.481(Bhukhmaria Bhavan)
Choti Chouper
Jaipur
Unique ID:CC-BC-DL-0053

Report Number: AIMIL/ESG/JMCEC/CC-BC-DL-0053/G-FF, Rev. 00, Dated: September 2014

Building Owner
Contractor

Mr. Shrinath Ji Bhukhmaria
CEC

Client
Sub-Contractor

JMRC Limited
AIMIL Limited





JAIPUR METRO Jaipur Metro Rail Corporation

Pre - Condition Building Survey for Construction of Underground Stations from Chandpole to Bari Chouper and reversal line

Pre - Condition Building Survey for Construction of Underground Stations from Chandpole to Bari Chouper and reversal line

Table of Contents

S.No.	Particulars	Page No.
1	Introduction	2
2	Survey Details	2
3	About the Structure	3
4	Building Ownership Details	3
5	Project Details	4
6	General Building Details	4
7	Summary of Cracks	5
8	Summary of Defects other than Cracks	
9	Summary of Areas that Could not be surveyed	
10	Defect Photographs	
11	Schematic Diagram of Building	


Introduction

The Jaipur Metro Rail is being constructed to provide the city of Jaipur with a modern and technologically advanced Transit System, to provide a safe and well connected means of transport that reduces traffic congestion. The project consists of two corridors with underground and elevated sections.

The construction of underground rail and road infrastructures in metropolitan and cosmopolitan cities are mostly through developed area under challenging soil conditions.

The alignment of structure is passing through densely inhabited areas, many structures are falling in the zone of influence of construction activities. It is required to carry out the pre-condition survey of those structures. The scope of work of this survey includes carrying out pre-condition survey of those structures.

Survey Details

S.No.	Head	Particulars	Signatures
1	Date of Survey	12/12/2013	
2	AIMIL Representative		
3	CEC Representative		
4	Structural Designer of CEC		
5	JMRC/DMRC Representative		





JAIPUR METRO Jaipur Metro Rail Corporation

Pre - Condition Building Survey for Construction of Underground Stations from Chandpole to Bari Chouper and reversal line

Pre - Condition Building Survey for Construction of Underground Station from Chandpole to Bari Chouper and reversal line

About the Structure

The structure under consideration is a Multistorey Load Bearing Structure having 4 floors and One Basement. The structure was constructed in year 1933 and is 80 years old.

There are 71 defects in the structure out of which 29 are cracks. Category wise distribution of cracks is given in the table below. Overall the Building can be categorised in Category II (Slight)

Category	Number of Cracks	% of Total Cracks	Crack Meter
Negligible (< 0.1mm)	0	0%	Not Required
Very Slight (0.1 to 1mm)	11	38%	Required
Slight (1 to 5mm)	16	55%	Required
Moderate (5 to 15mm)	2	7%	Required
Severe (15 to 25mm)	0	0%	Not Required
Very Severe (>25mm)	0	0%	Not Required

Building Ownership Details			
Unique ID/Sub ID	Premises Name	Owner	Signatures
CC-BC/DL/0053-G-SF	House No.481, Bhukhmaria Bhavan	Mr. Srinath ji Bhukhmaria	



JAIPUR METRO Jaipur Metro Rail Corporation

Pre - Condition Building Survey for Construction of Underground Stations from Chandpole to Bari Chouper and reversal line

Pre - Condition Building Survey for Construction of Underground Stations from Chandpole to Bari Chouper and reversal line

Project Details		
S. No.	Head	Particulars
1	Project	Jaipur Metro Rail Project
2	Section	Chandpole to Bari Chaupar
3	Client	JMRC Limited
4	Consultant	DMRC Limited
5	Contractor	CEC
6	Design Consultant of Contractor	Omikron Kappa - Indus Consultrans JV
7	Sub-Contractor	AIMIL Limited
8	Subject	Pre-Condition Survey Report

General Building Details (As informed verbally by Building Owner)		
S. No.	Head	Particulars
1	Building Name	House No.481,Bukhmaria Bhavan
2	Building Address	Choti Chouper, Jaipur
3	Year of Construction	1933
4	Number of Floors	B+G+3
5	Number of Basements	One No.
6	Type of Building	Residential/Commercial
7	Approximate Height	12M
8	Approximate Area	1000 Square Yard
9	Age of Building	80 Year
10	Type of Structure	Load Bearing Structure
11	Type of Foundation	Load Bearing Structure
12	Number of Bore Wells	1
13	Depth and Diameter of Bore	150 Feet/4 Inch
14	Roadways	One Sides
15	Presence of Equipment/Machines	None



Jaipur Metro Rail Corporation

Pre - Condition Building Survey for Construction of Underground Stations from Chandpole to Bari Chouper and reversal line

Pre - Condition Building Survey for Construction of Underground Stations from Chandpole to Bari Chouper and reversal line

Summary of Cracks						
Defect ID	Location	Orientation	Appx. Width (mm)	Appx. Length (m)	Category	Photo No.
1	Wall No. 4 of Room No.2 of H.NO.481, Ground Floor	Vertical	1	3	Slight	7
2	Wall No. 3 of Room No. 2 of H.NO. 481, First Floor	Vertical	1	3	Slight	8A & 8B
3	Wall 2 & Roof of Room No.3 of H.NO.481,First Floor	Inclined	0.5	2.3	Very Slight	9
4	Wall No. 3 of Opensky Area of H.No.481,First Floor	Inclined	1	1	Slight	10
5	Roof of Balcony of H.No.481, First Floor	Vertical	5	0.6	Moderate	11
6	Roof of Hall of H.No.481, Second Floor	Inclined	0.6	3.5	Very Slight	12
7	Wall No.3 of Hall of H.No.481, Second Floor	Inclined	1	0.7	Slight	13A & 13B
8	Wall No.3 & Roof of Hall of H.No.481, Second Floor	Inclined	1	4	Slight	14
9	Roof of Hall of H.No.481, Second Floor	Inclined	2.5	5.5	Slight	15
10	Wall No.3 & Floor of Hall of H.No.481, Second Floor	Inclined	1	2.6	Slight	16A & 16B
11	Roof of Room No.2 of H.No.481, Second Floor	Inclined	4	5.5	Slight	17
12	Roof of Room No.2 of H.No.481, Second Floor	Horizonatal	0.6	1.5	Very Slight	18
13	Wall No.2 of Room No.2 of H.No.481, Second Floor	Horizonatal	2	0.5	Slight	19A & 19B
14	Roof of Room No.2 of H.No.481, Second Floor	Inclined	1	2.8	Slight	20
15	Wall No.2 of Skyopen Area of H.No.481, Second Floor	Inclined	1	1	Slight	21A & 21B
16	Wall No.2 of Skyopen Area of H.No.481, Second Floor	Inclined	0.3	1	Very Slight	22A & 22B
17	Roof of Hall No.2 of H.No.481, Second Floor	Inclined	0.8	3	Very Slight	23
18	Wall No.4 of Kitchen of H.No.481, Second Floor	Inclined	0.6	0.5	Very Slight	24
19	Wall No.3 of Kitchen of H.No.481, Second Floor	Inclined	0.8	0.6	Very Slight	25
20	Outerwall No.3 of Room No.1 of H.No.481, Terrace	Inclined	1.5	2.2	Slight	26A & 26B
21	Wall No.4 of Room No.1 of H.No.481, Terrace	Inclined	1	2.3	Slight	27A & 27B
22	Wall No.4 of Room No.1 of H.No.481, Terrace	Vertical	0.25	1.3	Very Slight	28A & 28B
23	Wall No.4 & 2 of Room No.2 of H.No.481, Terrace	Vertical	1.5	2.4	Very Slight	29A & 29B
24	Wall No.4 & 1 of Room No.2 of H.No.481, Terrace	Vertical	5	1.8	Moderate	30
25	Wall No.4 of Room No.2 of H.No.481, Terrace	Inclined	0.8	1.6	Very Slight	31A & 31B
26	Wall No.3 of Room No.2 of H.No.481, Terrace	Inclined	1.5	0.6	Slight	32A & 32B
27	Wall No.3 of Room No.3 of H.No.481, Terrace	Inclined	0.4	0.45	Very Slight	33A & 33B
28	Wall No.2 of Open Area of H.No.481, Terrace	Vertical	1.5	2.1	Slight	34A & 34B
29	Wall No.3 of Open Area of H.No.481, Terrace	Vertical	3	1.6	Slight	35A & 35B



Jaipur Metro Rail Corporation

Pre - Condition Building Survey for Construction of Underground Stations from Chandpole to Bari Chouper and reversal line

Pre - Condition Building Survey for Construction of Underground Stations from Chandpole to Bari Chouper and reversal line

Summary of Defects Other Than Crack			
Defect ID	Location	Description	Photo No.
1	Wall No.1 & 4 of Hall of H.No.481,Ground Floor	Seepage	36
2	Wall No.3 & 2 of Hall of H.No.481,Ground Floor	Seepage	37
3	Wall No.4 & 2 of Room 1 of H.No.481,Ground Floor	Seepage	38
4	Roof of Room 1 of H.No.481,Ground Floor	Seepage	39
5	Wall No.2 of Room No.2 of H.No.481,Ground Floor	Seepage	40
6	Wall No.1 of Room No.2 of H.No.481,Ground Floor	Seepage	41
7	Outerwall of Backside of H.No.481,Ground Floor	Damage	42
8	Roof Shade of Backside of H.No.481,Ground Floor	Damage	43
9	Wall No.4 of Room 1 of H.No.481,First Floor	Seepage	44
10	Wall No.3 & 1 of Room 1 of H.No.481,First Floor	Seepage	45
11	Roof of Room 1 of H.No.481,First Floor	Plaster Removal	46
12	Wall No.2 of Room No.2 of H.No.481,First Floor	Plaster Removal	47
13	Wall No.4 of Room No.3 of H.No.481,First Floor	Peeling of Plaster	48
14	Wall No.3 of Room No.3 of H.No.481,First Floor	Peeling of Plaster	49
15	Wall No.4,1 & Roof of Room 3 of H.No.481,First Floor	Seepage	50
16	Wall No.4 of Room No.4 of H.No.481,First Floor	Seepage	51
17	Wall No.4 of Lobby of H.No.481,First Floor	Seepage	52
18	Wall No.4 of Toilet & Bath No.2 of H.No.481,FirstFloor	Seepage	53
19	Wall No.3 of Toilet & Bath No.2 of H.No.481,FirstFloor	Seepage	54
20	Wall No.5 of Passage of Toilet & Bath No.2,FirstFloor	Seepage	55
21	Floor of Open Sky Balcony of H.No.481, First Floor	Damage	56
22	Floor of Hall of H.No.481, Second Floor	Plaster Crack	57
23	Floor of Varandah of H.No.481, Second Floor	Plaster Crack	58
24	Roof of Room No.3 of H.No.481, Second Floor	Seepage	59
25	Floor of Hall No.2 of H.No.481, Second Floor	Plaster Crack	60
26	Roof of Hall No.2 of H.No.481, Second Floor	Plaster Removal	61
27	Wall No.4 of Room No.5 of H.No.481, Second Floor	Seepage	62
28	Wall No.1 of Kitchen of H.No.481, Second Floor	Plaster Removal	63
29	Roof of Kitchen of H.No.481, Second Floor	Plaster Crack	64
30	Wall No.1 of Kitchen of H.No.481, Second Floor	Plaster Removal	65
31	Floor of Terrace of H.No.481, Terrace	Plaster Crack	66
32	Roof of Room No.1 of H.No.481, Terrace	Seepage	67
33	Wall No.4 of Room No.1 of H.No.481, Terrace	Seepage	68
34	Wall No.3 & 2 of Room No.1 of H.No.481, Terrace	Seepage	69

Pre - Condition Building Survey for Construction of Underground Stations from Chandpole to Bari Chouper and reversal line

Summary of Defects Other Than Crack			
Defect ID	Location	Description	Photo No.
35	Roof Beam of Room No.2 of H.No.481, Terrace	Plaster Removal	70
36	Roof of Room No.2 of H.No.481, Terrace	Plaster Removal	71
37	Roof of Room No.2 of H.No.481, Terrace	Seepage	72
38	Wall NO.3 & 1 of Room No.3 of H.No.481, Terrace	Seepage	73
39	Roof of Room No.3 of H.No.481, Terrace	Plaster Removal	74
40	Roof of Room No.5 of H.No.481, Terrace	Plaster Removal	75
41	Wall No.2 of Room No.5 of H.No.481, Terrace	Seepage	76
42	Wall No.1 of Room No.5 of H.No.481, Terrace	Plaster Crack	77

Summary of Areas that Could not be Surveyed			
Defect ID	Location	Description	Photo No.
1	Wall No.1 of Room No.1 of H.No.481, Ground Floor	Covered With Wooden	78
2	Balanced Portion of H.No.481, Ground Floor	Locked	79
3	All Walls of Store No.2 of H.No.481, Ground Floor	Covered With Material	80
4	Garrage No.1 of H.No.481, Ground Floor	Locked	81
5	Hall No.2 of H.No.481, Ground Floor	Locked	82
6	Garrage No.2 of H.No.481, Ground Floor	Locked	83
7	Office No.1 of H.No.481, Ground Floor	Covered With Wooden Work	84
8	Floor of Room No.4 of H.No.481, First Floor	Covered With Tiles.	85
9	Floor of Toilet & Bath No.1 of H.No.481, First Floor	Covered With Tiles.	86
10	Wall No.4 & 2 of Kitchen of H.No.481, First Floor	Covered With Tiles.	87
11	Toilet Area of H.No.481, First Floor	Covered With Tiles.	88
12	Room No. 8 of H.No.481, First Floor	Covered With Wooden	89
13	Room No.7 of H.No.481, First Floor	Locked	90
14	Room No.1 of H.No.481, Second Floor	Locked	91
15	Kitchen of H.No.481, Second Floor	Locked	92
16	All Walls of Toilet No.2 of H.No.481, Second Floor	Covered With Tiles.	93
17	All Walls of Toilet & Bath of H.No.481, Second Floor	Covered With Tiles.	94
18	Wall No.2 of Room No. 5 of H.No.481, Second Floor	Covered With Almirah	95
19	Room No. 4 of H.No.481, Terrace	Locked	96
20	Wall No.2 of Room No. 3 of H.No.481, Terrace	Covered With Almirah	97





JAIPUR METRO Jaipur Metro Rail Corporation

Pre - Condition Building Survey for Construction of Underground Stations from Chandpole to Bari Chouper and reversal line

Pre - Condition Building Survey for Construction of Underground Stations from Chandpole to Bari Chouper and reversal line



Photo 1
View of Backside of H.NO.481, Ground Floor



Photo 2
View of Borewell of H.NO.481, Ground Floor



Photo 3
View of Room No.6 of H.NO.481, First Floor



Photo 4
View of Hall of H.NO.481, First Floor



Photo 5
View of Bathroom of H.NO.481, Second Floor



Photo 6
View of Room No.4 of H.NO.481, Second Floor



Pre - Condition Building Survey for Construction of Underground Stations from Chandpole to Bari Chouper and reversal line



Photo 7

Vertical Crack on Wall No. 4 of Room No.2 of H.NO.481, Ground Floor, Approx. Width=1mm, Approx.Length=3.0m. Distance from Wall No.1=1.70m, Height from Floor=0m.



Photo 8A

Vertical Crack on Wall No.3 of Room No.2 of H.NO.481, First Floor, Approx. Width=1.0mm, Approx.Length=3.0m. Distance from Wall No.2=0m, Height from Floor=0.0m.



Photo 8B

Vertical Crack on Wall No.3 of Room No.2 of H.NO.481, First Floor, Approx. Width=1.0mm, Approx.Length=3.0m. Distance from Wall No.2=0m, Height from Floor=0.0m.



Photo 9

Inclined Crack on Wall 2 & Roof of Room No.3 of H.NO.481, First Floor, Approx. Width=0.50mm, Approx.Length=2.30m. Distance from Wall No.2=0m, Height from Floor=2.0m.




Photo 10

Inclined Crack on Wall No. 3 of Opensky Area of H.No.481, First Floor, Approx. Width=1.0mm, Approx.Length=1.0m. Distance from Wall No.2=2.20m, Height from Floor=2m.



Photo 11

Horizontal Crack on Roof of Balcony of H.No.481, First Floor, Approx. Width=5.0mm, Approx.Length=0.60m. Distance from Wall No.3=0m, Height from Floor=3.3m.



Pre - Condition Building Survey for Construction of Underground Stations from Chandpole to Bari Chouper and reversal line



Photo 12

Inclined Crack on Roof of Hall of H.No.481, Second Floor,
Width=0.60mm, Approx.Length=3.50m.
Distance from Wall No.3=0m, Height from Floor=3.0m.



Photo 13A

Approx. Inclined Crack on Wall No.3 of Hall of H.No.481, Second Floor, Approx.
Width=1.0mm, Approx.Length=0.70m. Distance from Wall No.2=3.0m,
Height from Floor=0.60m.



Photo 13B

Inclined Crack on Wall No.3 of Hall of H.No.481, Second Floor, Approx.
Width=1.0mm, Approx.Length=0.70m. Distance from Wall No.2=3.0m,
Height from Floor=0.60m.



Photo 14

Inclined Crack on Wall No.3 & Roof of Hall of H.No.481, Second
Floor, Approx. Width=1.0mm, Approx.Length=4.0m. Distance from Wall
No.3=0.0m, Height from Floor=2.0m.




Photo 15

Inclined Crack on Roof of Hall of H.No.481, Second Floor, Approx.
Width=2.5mm, Approx.Length=5.50m. Distance from Wall No.3=0.0m,
Height from Floor=3.0m.



Photo 16A

Inclined Crack on Wall No.3 & Floor of Hall of H.No.481, Second
Floor, Approx. Width=1.0mm, Approx.Length=2.60m. Distance from Wall
No.1=3.0m, Height from Floor=0m.



Pre - Condition Building Survey for Construction of Underground Stations from Chandpole to Bari Chouper and reversal line



Photo 16B

Inclined Crack on Wall No.3 & Floor of Hall of H.No.481, Second Floor, Approx. Width=1.0mm, Approx.Length=2.60m. Distance from Wall No.1=3.0m, Height from Floor=0m.




Photo 17

Inclined Crack on Roof of Room No.2 of H.No.481, Second Floor, Approx. Width=4.0mm, Approx.Length=5.50m. Distance from Wall No.1=0.0m, Height from Floor=2.90m.



Photo 18

Horizontal Crack on Roof of Room No.2 of H.No.481, Second Floor, Approx. Width=0.6mm, Approx.Length=1.50m. Distance from Wall No.1=2.80m, Height from Floor=3.0m.



Photo 19A

Horizontal Crack on Wall No.2 of Room No.2 of H.No.481, Second Floor, Approx. Width=2.0mm, Approx.Length=0.50m. Distance from Wall No.4=1.0m, Height from Floor=1.0m.



Photo 19B

Horizontal Crack on Wall No.2 of Room No.2 of H.No.481, Second Floor, Approx. Width=2.0mm, Approx.Length=0.50m. Distance from Wall No.4=1.0m, Height from Floor=1.0m.




Photo 20

Inclined Crack on Roof of Room No.2 of H.No.481, Second Floor, Approx. Width=1.0mm, Approx.Length=2.80m. Distance from Wall No.4=0.0m, Height from Floor=3.0m.



Pre - Condition Building Survey for Construction of Underground Stations from Chandpole to Bari Chouper and reversal line



Photo 21A

Inclined Crack on Wall No.2 of Skyopen Area of H.No.481, Second Floor, Approx. Width=1.0mm, Approx.Length=1.0m. Distance from Wall No.3=3.0m, Height from Floor=2.0m.



Photo 21B

Inclined Crack on Wall No.2 of Skyopen Area of H.No.481, Second Floor, Approx. Width=1.0mm, Approx.Length=1.0m. Distance from Wall No.3=3.0m, Height from Floor=2.0m.



Photo 22A

Inclined Crack on Wall No.2 of Skyopen Area of H.No.481, Second Floor, Approx. Width=0.30mm, Approx.Length=1.0m. Distance from Wall No.3=2.60m, Height from Floor=0m.



Photo 22B

Inclined Crack on Wall No.2 of Skyopen Area of H.No.481, Second Floor, Approx. Width=0.30mm, Approx.Length=1.0m. Distance from Wall No.3=2.60m, Height from Floor=0m.



Photo 23

Inclined Crack on Roof of Hall No.2 of H.No.481, Second Floor, Approx. Width=0.8mm, Approx.Length=3.0m. Distance from Wall No.4=0.0m, Height from Floor=3.0m.



Photo 24

Inclined Crack on Wall No.4 of Kitchen of H.No.481, Second Floor, Approx. Width=0.6mm, Approx.Length=0.50m. Distance from Wall No.1=0.40m, Height from Floor=2.10m.



Pre - Condition Building Survey for Construction of Underground Stations from Chandpole to Bari Chouper and reversal line



Photo 25

Inclined Crack on Wall No.3 of Kitchen of H.No.481, Second Floor, Approx. Width=0.8mm, Approx.Length=0.60m. Distance from Wall No.1=1.30m, Height from Floor=2.20m.



Photo 26A

Inclined Crack on Outerwall No.3 of Room No.1 of H.No.481, Terrace, Approx. Width=1.5mm, Approx.Length=2.20m. Distance from Wall No.1=0.10m, Height from Floor=0m.



Photo 26B

Inclined Crack on Outerwall No.3 of Room No.1 of H.No.481, Terrace, Approx. Width=1.5mm, Approx.Length=2.20m. Distance from Wall No.1=0.10m, Height from Floor=0m.



Photo 27A

Inclined Crack on Wall No.4 of Room No.1 of H.No.481, Terrace, Approx. Width=1.0mm, Approx.Length=2.30m. Distance from Wall No.1=0.10m, Height from Floor=0m.



Photo 27B

Inclined Crack on Wall No.4 of Room No.1 of H.No.481, Terrace, Approx. Width=1.0mm, Approx.Length=2.30m. Distance from Wall No.1=0.10m, Height from Floor=0m.



Photo 28A

Vertical Crack on Wall No.4 of Room No.1 of H.No.481, Terrace, Approx. Width=0.25mm, Approx.Length=1.30m. Distance from Wall No.1=2.60m, Height from Floor=1.0m.



JAIPUR METRO Jaipur Metro Rail Corporation

Pre - Condition Building Survey for Construction of Underground Stations from Chandpole to Bari Chouper and reversal line

Pre - Condition Building Survey for Construction of Underground Stations from Chandpole to Bari Chouper and reversal line



Photo 28B

Vertical Crack on Wall No.4 of Room No.1 of H.No.481, Terrace,
Approx. Width=0.25mm, Approx.Length=1.30m. Distance from Wall
No.1=2.60m, Height from Floor=1.0m.



Photo 29A

Vertical Crack on Wall No.4 & 2 of Room No.2 of H.No.481, Terrace,
Approx. Width=1.50mm, Approx.Length=2.40m. Distance from Wall
No.4=0m, Height from Floor=0m.



Photo 29B

Vertical Crack on Wall No.4 & 2 of Room No.2 of H.No.481, Terrace,
Approx. Width=1.50mm, Approx.Length=2.40m. Distance from Wall
No.4=0m, Height from Floor=0m.



Photo 30

Vertical Crack on Wall No.4 & 1 of Room No.2 of H.No.481, Terrace,
Approx. Width=5.0mm, Approx.Length=1.80m. Distance from Wall
No.4=0m, Height from Floor=0m.



Photo 31A

Inclined Crack on Wall No.4 of Room No.2 of H.No.481, Terrace,
Approx. Width=0.8mm, Approx.Length=1.60m. Distance from Wall
No.1=0.30m, Height from Floor=1.0m.



Photo 31B

Inclined Crack on Wall No.4 of Room No.2 of H.No.481, Terrace,
Approx. Width=0.8mm, Approx.Length=1.60m. Distance from Wall
No.1=0.30m, Height from Floor=1.0m.



Pre - Condition Building Survey for Construction of Underground Stations from Chandpole to Bari Chouper and reversal line



Photo 32A

Inclined Crack on Wall No.3 of Room No.2 of H.No.481, Terrace, Approx. Width=1.50mm, Approx.Length=0.60m. Distance from Wall No.1=1.20m, Height from Floor=1.50m.



Photo 32B

Inclined Crack on Wall No.3 of Room No.2 of H.No.481, Terrace, Approx. Width=1.50mm, Approx.Length=0.60m. Distance from Wall No.1=1.20m, Height from Floor=1.50m.



Photo 33A

Inclined Crack on Wall No.3 of Room No.3 of H.No.481, Terrace, Approx. Width=0.40mm, Approx.Length=0.45m. Distance from Wall No.2=0.30m, Height from Floor=1.70m.




Photo 33B

Inclined Crack on Wall No.3 of Room No.3 of H.No.481, Terrace, Approx. Width=0.40mm, Approx.Length=0.45m. Distance from Wall No.2=0.30m, Height from Floor=1.70m.



Photo 34A

Vertical Crack on Wall No.2 of Open Area of H.No.481, Terrace, Approx. Width=1.50mm, Approx.Length=2.10m. Distance from Wall No.3=1.0m, Height from Floor=0m.



Photo 34B

Vertical Crack on Wall No.2 of Open Area of H.No.481, Terrace, Approx. Width=1.50mm, Approx.Length=2.10m. Distance from Wall No.3=1.0m, Height from Floor=0m.



Pre - Condition Building Survey for Construction of Underground Stations from Chandpole to Bari Chouper and reversal line



Photo 35A

Vertical Crack on Wall No.3 of Open Area of H.No.481, Terrace, Approx. Width=3.0mm, Approx.Length=1.60m. Distance from Wall No.1=2.0m, Height from Floor=1.60m.



Photo 35B

Vertical Crack on Wall No.3 of Open Area of H.No.481, Terrace, Approx. Width=3.0mm, Approx.Length=1.60m. Distance from Wall No.1=2.0m, Height from Floor=1.60m.



Photo 36

Seepage on Wall No.1 & 4 of Hall of H.No.481,Ground Floor



Photo 37

Seepage on Wall No.3 & 2 of Hall of H.No.481,Ground Floor



Photo 38

Seepage on Wall No.4 & 2 of Room 1 of H.No.481,Ground Floor



Photo 39

Seepage on Roof of Room 1 of H.No.481,Ground Floor

Pre - Condition Building Survey for Construction of Underground Stations from Chandpole to Bari Chouper and reversal line



Photo 40

Seepage on Wall No.2 of Room No.2 of H.No.481,Ground Floor



Photo 41

Seepage on Wall No.1 of Room No.2 of H.No.481,Ground Floor



Photo 42

Damage on Outerwall of Backside of H.No.481,Ground Floor



Photo 43

Damage on Roof Shade of Backside of H.No.481,Ground Floor



Photo 44

Seepage on Wall No.4 of Room 1 of H.No.481,First Floor



Photo 45

Seepage on Wall No.3 & 1 of Room 1 of H.No.481,First Floor



JAIPUR METRO Jaipur Metro Rail Corporation

Pre - Condition Building Survey for Construction of Underground Stations from Chandpole to Bari Chouper and reversal line

Pre - Condition Building Survey for Construction of Underground Stations from Chandpole to Bari Chouper and reversal line



Photo 46
Plaster Removal on Roof of Room 1 of H.No.481,First Floor



Photo 47
Plaster Removal on Wall No.2 of Room No.2 of H.No.481,First Floor



Photo 48
Peeling of Plaster on Wall No.4 of Room No.3 of H.No.481, First Floor



Photo 49
Peeling of Plaster on Wall No.3 of Room No.3 of H.No.481,First Floor



Photo 50
Seepage on Wall No.4,1 & Roof of Room 3 of H.No.481,First Floor




Photo 51
Seepage on Wall No.4 of Room No.4 of H.No.481,First Floor



JAIPUR METRO Jaipur Metro Rail Corporation

Pre - Condition Building Survey for Construction of Underground Stations from Chandpole to Bari Chouper and reversal line

Pre - Condition Building Survey for Construction of Underground Stations from Chandpole to Bari Chouper and reversal line



Photo 52

Seepage on Wall No.4 of Lobby of H.No.481, First Floor



Photo 53

Seepage on Wall No.4 of Toilet & Bath No.2 of H.No.481, First Floor



Photo 54

Seepage on Wall No.3 of Toilet & Bath No.2 of H.No.481, First Floor



Photo 55

Seepage on Wall No.5 of Passage of Toilet & Bath No.2, First Floor



Photo 56

Damage on Floor of Open Sky Balcony of H.No.481, First Floor



Photo 57

Plaster Crack on Floor of Hall of H.No.481, Second Floor



JAIPUR METRO Jaipur Metro Rail Corporation

Pre - Condition Building Survey for Construction of Underground Stations from Chandpole to Bari Chouper and reversal line

Pre - Condition Building Survey for Construction of Underground Stations from Chandpole to Bari Chouper and reversal line



Photo 58

Plaster Crack on Floor of Varandah of H.No.481, Second Floor



Photo 59

Seepage on Roof of Room No.3 of H.No.481, Second Floor



Photo 60

Plaster Crack on Floor of Hall No.2 of H.No.481, Second Floor



Photo 61

Plaster Removal on Roof of Hall No.2 of H.No.481, Second Floor



Photo 62

Seepage on Wall No.4 of Room No.5 of H.No.481, Second Floor



Photo 63

Plaster Removal on Wall No.1 of Kitchen of H.No.481, Second Floor



JAIPUR METRO Jaipur Metro Rail Corporation

Pre - Condition Building Survey for Construction of Underground Stations from Chandpole to Bari Chouper and reversal line

Pre - Condition Building Survey for Construction of Underground Stations from Chandpole to Bari Chouper and reversal line



Photo 64

Plaster Crack on Roof of Kitchen of H.No.481, Second Floor



Photo 65

Plaster Removal on Wall No.1 of Kitchen of H.No.481, Second Floor



Photo 66

Plaster Crack on Floor of Terrace of H.No.481, Terrace



Photo 67

Seepage on Roof of Room No.1 of H.No.481, Terrace



Photo 68

Seepage on Wall No.4 of Room No.1 of H.No.481, Terrace



Photo 69

Seepage on Wall No.3 & 2 of Room No.1 of H.No.481, Terrace



Pre - Condition Building Survey for Construction of Underground Stations from Chandpole to Bari Chouper and reversal line



Photo 70

Plaster Removal on Roof Beam of Room No.2 of H.No.481, Terrace



Photo 71

Plaster Removal on Roof of Room No.2 of H.No.481, Terrace



Photo 72

Seepage on Roof of Room No.2 of H.No.481, Terrace



Photo 73

Seepage on Wall No.3 & 1 of Room No.3 of H.No.481, Terrace



Photo 74

Plaster Removal on Roof of Room No.3 of H.No.481, Terrace



Photo 75

Plaster Removal on Roof of Room No.5 of H.No.481, Terrace



Pre - Condition Building Survey for Construction of Underground Stations from Chandpole to Bari Chouper and reversal line



Photo 76

Seepage on Wall No.2 of Room No.5 of H.No.481, Terrace



Photo 77

Plaster Crack on Wall No.1 of Room No.5 of H.No.481, Terrace



Photo 78

Covered With Wooden, Wall No.1 of Room No.1 of H.No.481, Ground Floor



Photo 79

Locked, Balanced Portion of H.No.481, Ground Floor



Photo 80

Covered With Material, All Walls of Store No.2 of H.No.481, Ground Floor



Photo 81

Locked, Garrage No.1 of H.No.481, Ground Floor



JAIPUR METRO Jaipur Metro Rail Corporation

Pre - Condition Building Survey for Construction of Underground Stations from Chandpole to Bari Chouper and reversal line

Pre - Condition Building Survey for Construction of Underground Stations from Chandpole to Bari Chouper and reversal line



Photo 82
Locked, Hall No.2 of H.No.481, Ground Floor



Photo 83
Locked, Garrage No.2 of H.No.481, Ground Floor




Photo 84
Covered With Wooden Work, Office No.1 of H.No.481, Ground Floor




Photo 85
Covered With Tiles, Floor of Room No.4 of H.No.481, First Floor



Photo 86
Covered With Tiles, Floor of Toilet & Bath No.1 of H.No.481, First Floor



Photo 87
Covered With Tiles, Wall No.4 & 2 of Kitchen of H.No.481, First Floor



Pre - Condition Building Survey for Construction of Underground Stations from Chandpole to Bari Chouper and reversal line



Photo 88

Covered With Tiles, Toilet Area of H.No.481, First Floor



Photo 89

Covered With Wooden Work, Room No. 8 of H.No.481, First Floor



Photo 90

Locked, Room No.7 of H.No.481, First Floor



Photo 91

Locked, Room No.1 of H.No.481, Second Floor



Photo 92

Locked, Kitchen of H.No.481, Second Floor




Photo 93

Covered with Tiles, All Walls of Toilet No.2 of H.No.481, Second Floor



JAIPUR METRO Jaipur Metro Rail Corporation

Pre - Condition Building Survey for Construction of Underground Stations from Chandpole to Bari Chouper and reversal line

Pre - Condition Building Survey for Construction of Underground Stations from Chandpole to Bari Chouper and reversal line



Photo 94

Covered with Tiles, All Walls of Toilet & Bath of H.No.481, Second Floor



Photo 95

Covered with Almirah, Wall No.2 of Room No. 5 of H.No.481, Second Floor



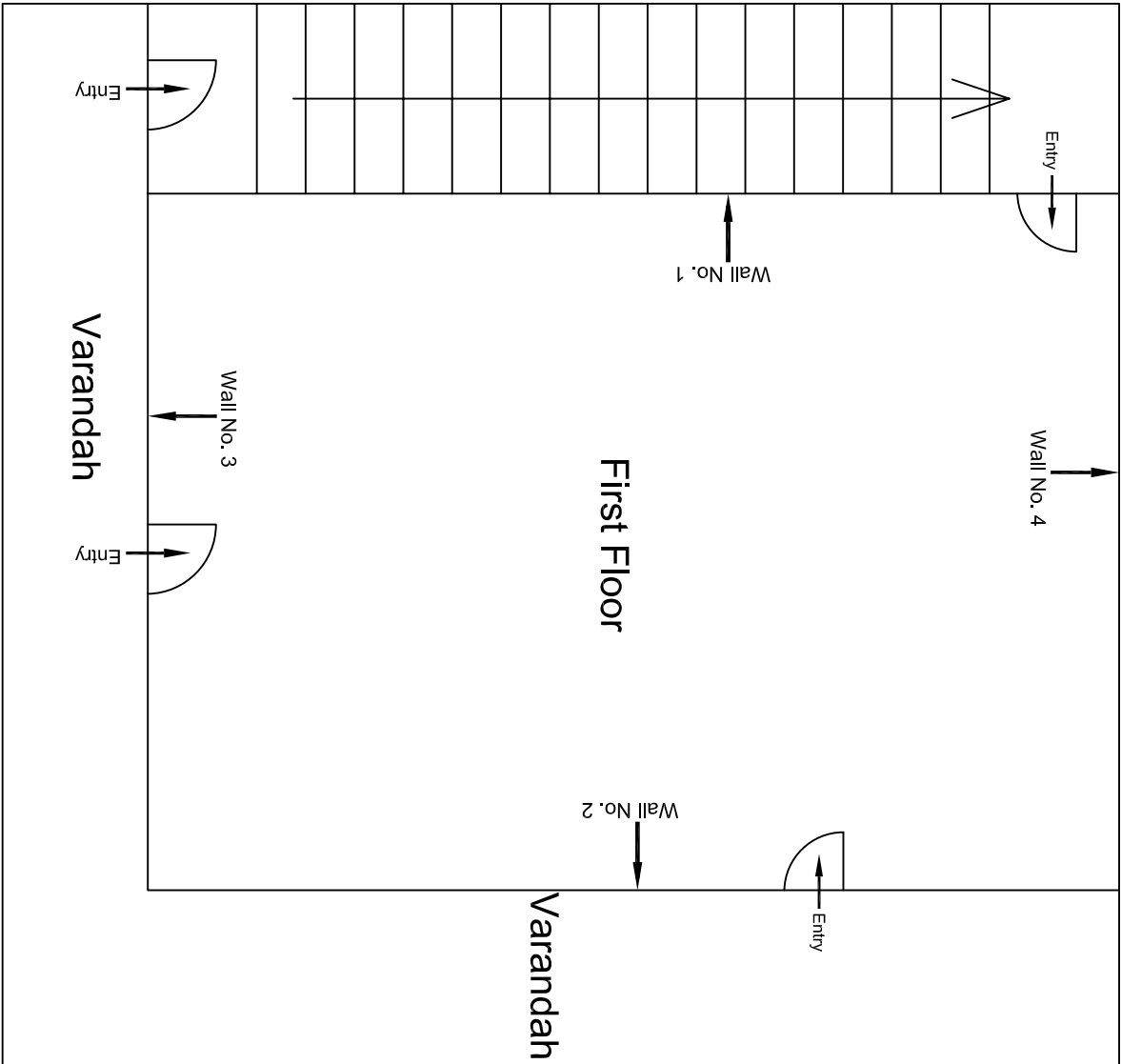
Photo 96

Locked, Room No. 4 of H.No.481, Terrace



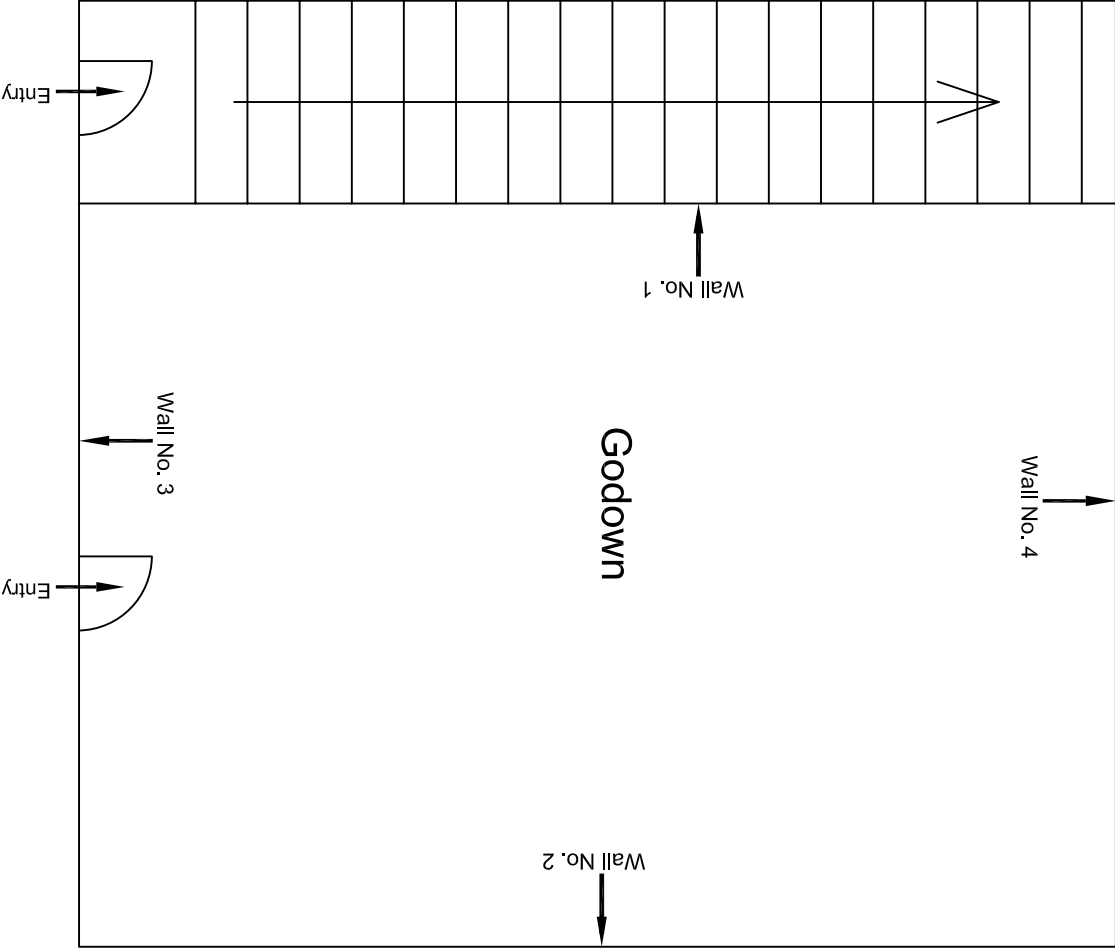
Photo 97

Covered with Almirah, Wall No.2 of Room No. 3 of H.No.481, Terrace



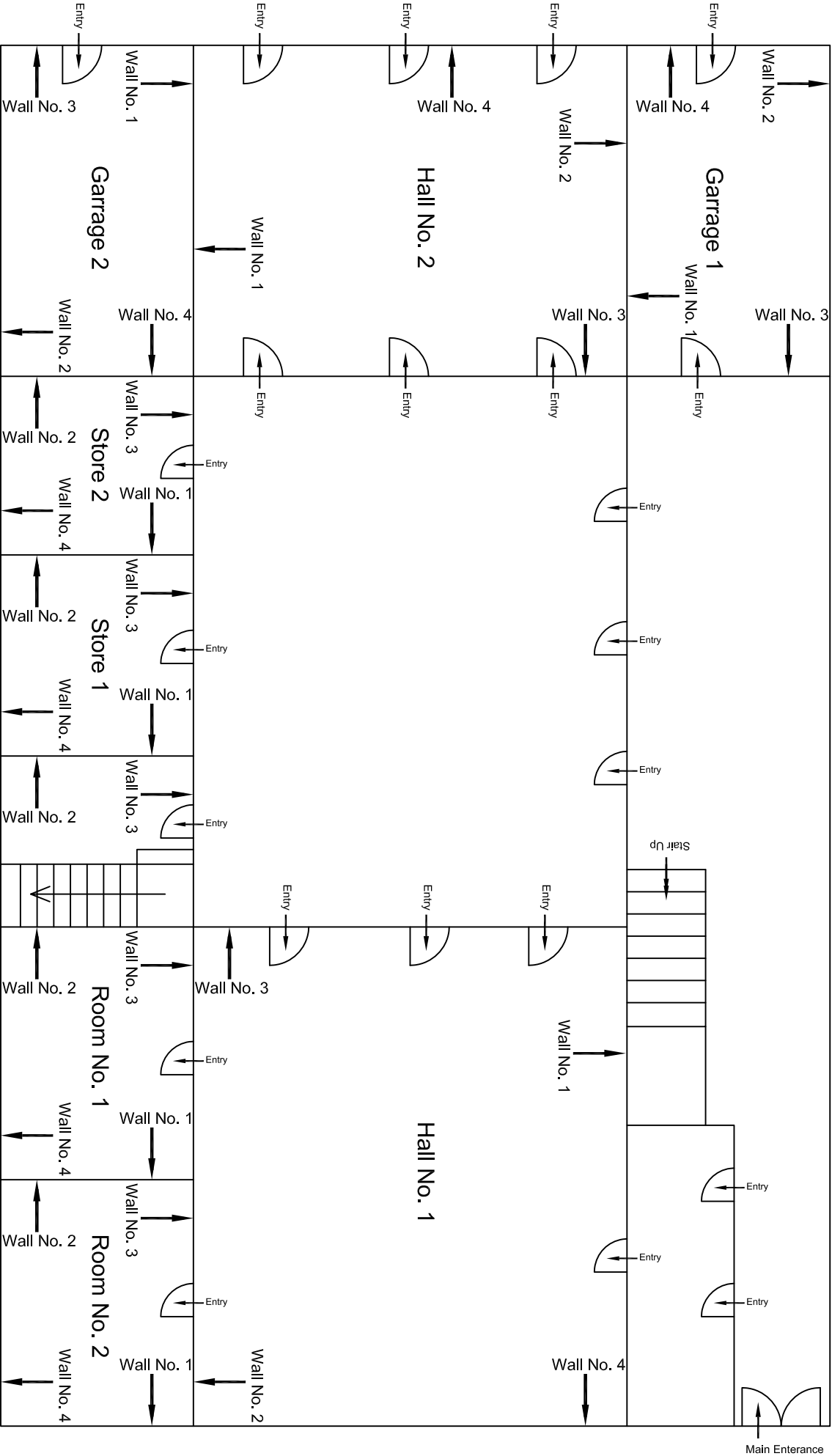
First Floor Plan

				CONSULTANT:	OMIKRON KAPPA - INDUS CONSULTTRANS JV	MAIN CONTRACTOR:	CEC	SUB-CONTRACTOR:	AIMIL LIMITED	PROJECT TITLE:	Design and Construction of Tunnel between Chandpole & Badi Choupar and reversal line by Shield TBM, Underground Metro Stations at Choti Choupar and Badi Choupar by Cut & Cover methods on East West Corridor of Jaipur Metro Phase 1B		
										DRAWING TITLE:	First Floor Plan of House	DRAWING NO.:	AIMIL/ESG/12315/ CC-BC-DN-0053/GF+FF /02
												SCALE:	Not to Scale
												REVISION:	R0
00				NP	Dr. PRC	16.11.2013							
Revision	Description of Revision	Drawn By	Approved By	Date	CLIENT:	DMRC/JMRC	CONTRACT:	Jaipur Metro Phase 1B					



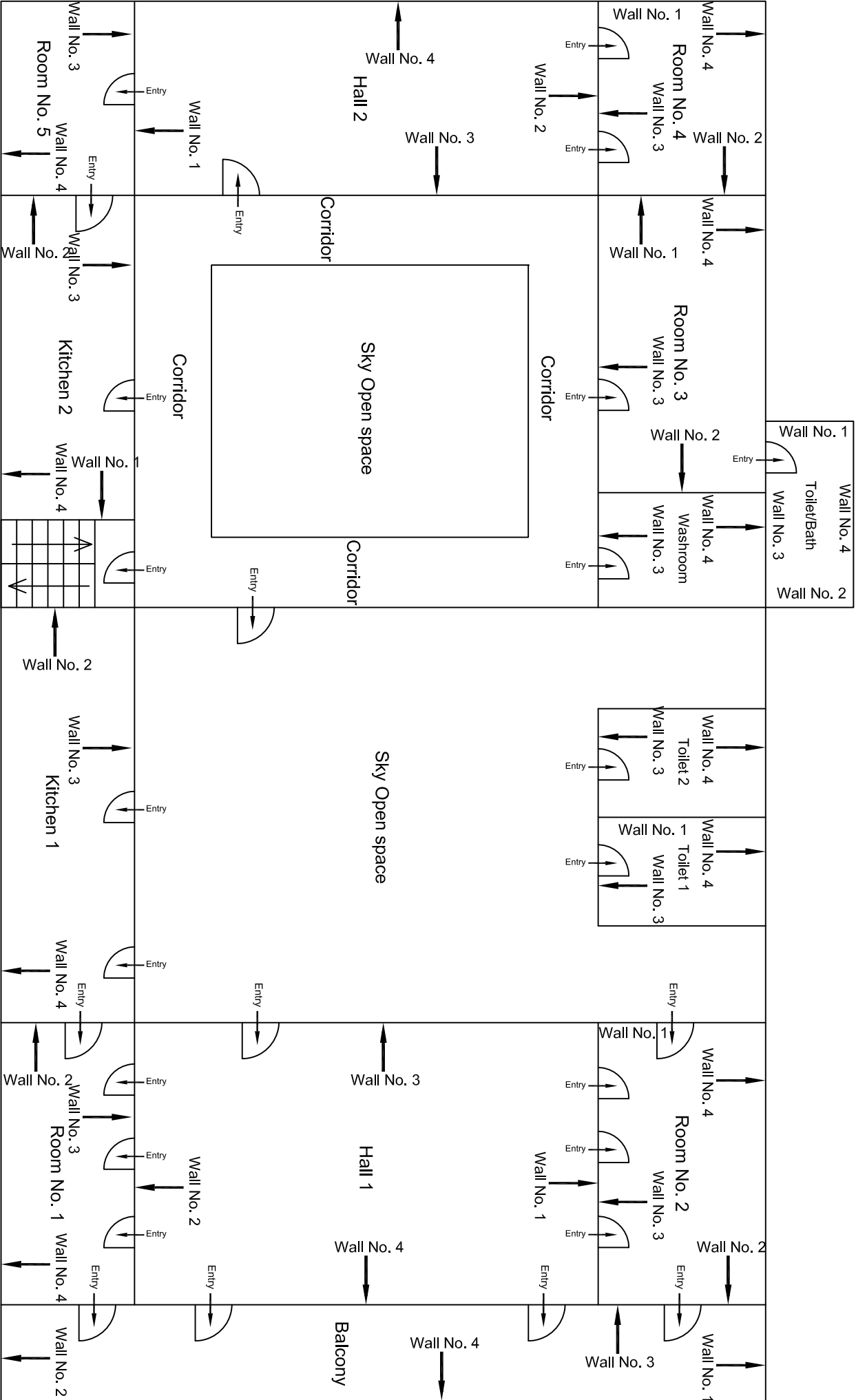
Ground Floor Plan

					CONSULTANT: OMIKRON KAPPA - INDUS CONSULTANTS JV	MAIN CONTRACTOR: CEC	SUB-CONTRACTOR: AIMIL LIMITED	PROJECT TITLE: Design and Construction of Tunnel between Chandpole & Badi Chouper and reversal line by Shield TBM, Underground Metro Stations at Choif Choupar and Badi Choupar by Cut & Cover methods on East West Corridor of Jaipur Metro Phase 1B		
					CLIENT: DMRC/JMRC	CONTRACT: Jaipur Metro Phase 1B		DRAWING TITLE: Ground Floor Plan of House	DRAWING NO.: AIMIL/ESG/12315/ CC-B-C-DN-0053/GF+FF /01	REVISION: R0
00		NP	D. PRC	16.11.2013						
Revision	Description of Revision	Drawn By	Approved By	Date						



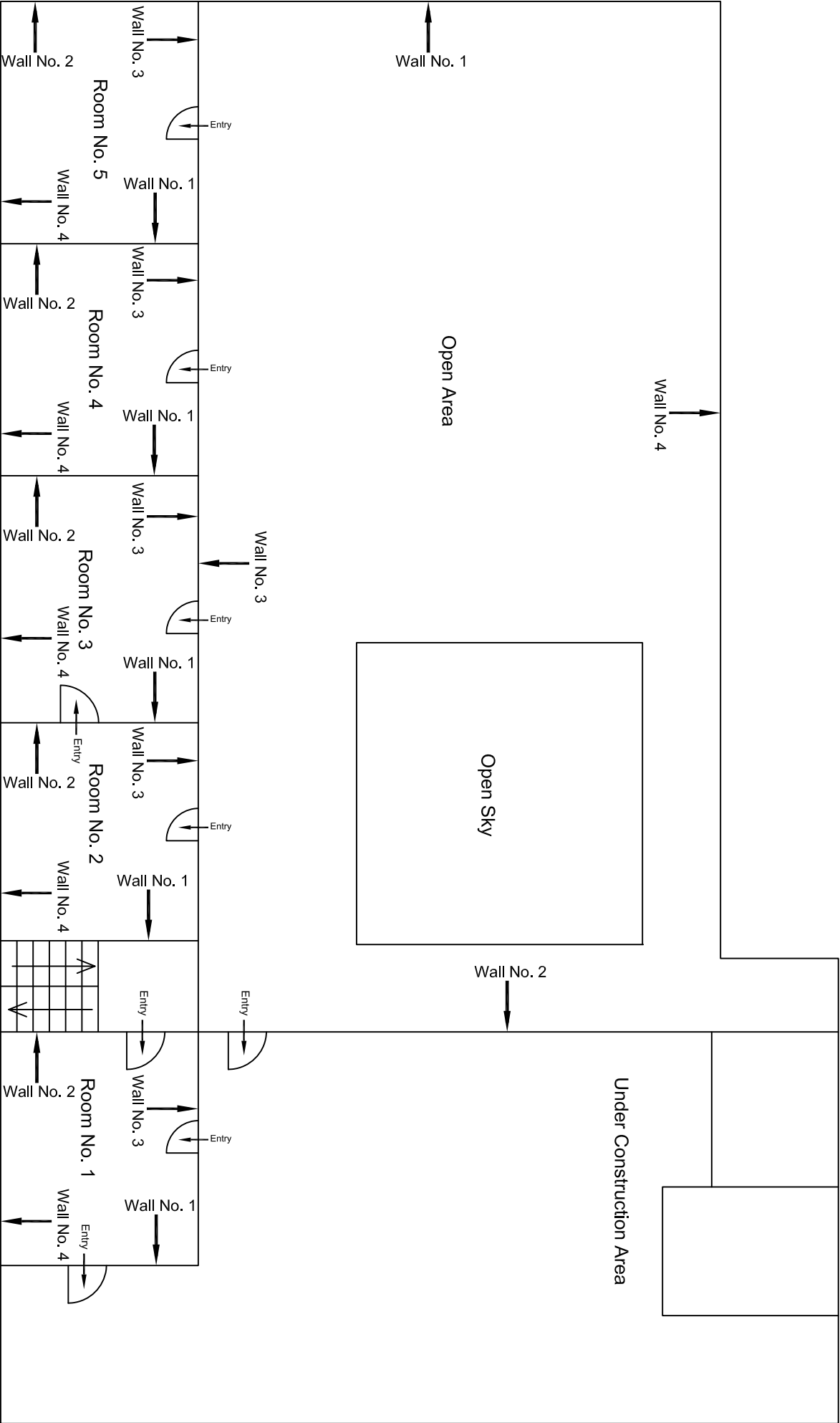
Ground Floor Plan

					CONSULTANT: OMIKRON KAPPA - INDUS CONSULTTRANS JV		MAIN CONTRACTOR: CEC		SUB-CONTRACTOR: AIMIL LIMITED		PROJECT TITLE: Design and Construction of Tunnel between Chandpole & Badli Chouper and reversal line by Shield TBM, Underground Metro Stations at Chhoti Choupar and Badli Choupar by Cut & Cover methods on East West Corridor of Jaipur Metro Phase 1B			
					CLIENT: DMRC/JMRC		CONTRACT: Jaipur Metro Phase 1B				DRAWING TITLE: Ground Floor Plan of House No. 481 Above Shop No. 233 - 236			
											DRAWING NO.: AIMIL/ESG/12315/ CC-BC-DN-0053-GF-TF /01			
00		NP	Dr. PRC	16.11.2013							SCALE: Not to Scale		REVISION: R0	
Revision	Description of Revision	Drawn By	Approved By	Date										



Second Floor Plan

					CONSULTANT:	MAIN CONTRACTOR:	SUB-CONTRACTOR:	PROJECT TITLE:		
					OMIKRON KAPPA - INDUS	CEC	AIMIL LIMITED	Design and Construction of Tunnel between Chandpole & Badi Choupar and reversal line by Shield TBM, Underground Metro Stations at Choti Choupar and Badi Choupar by Cut & Cover methods on East West Corridor of Jaipur Metro Phase 1B		
					CONSULTRANS JV					
					CLIENT:	CONTRACT:		DRAWING TITLE:		
					DMRC/JMRC	Jaipur Metro Phase 1B		Second Floor Plan of House No. 481 Above Shop No. 233 - 236		
00		NP	Dr. PRC	16.11.2013				DRAWING NO.:	AIMIL/ESG/12315/ CC-BC-DN-0053-GF-TF /03	REVISION:
								SCALE:	Not to Scale	R0
Revision	Description of Revision	Drawn By	Approved By	Date						



Third Floor Plan

			CONSULTANT: OMIKRON KAPPA - INDUS CONSULTTRANS JV		MAIN CONTRACTOR: CEC		SUB-CONTRACTOR: AIMIL LIMITED		PROJECT TITLE: Design and Construction of Tunnel between Chandpole & Badli Choupar and reversal line by Shield TBM, Underground Metro Stations at Chaiti Choupar and Badli Choupar by Cut & Cover methods on East West Corridor of Jaipur Metro Phase 1B		
			CLIENT: DMRC/JMRC		CONTRACT: Jaipur Metro Phase 1B		DRAWING TITLE: Third Floor Plan of House No. 481 Above Shop No. 233 - 236		DRAWING NO.: AIML/ESG/12315/ CC-BC-DN-0053-GF-TF /04		
00		NP	Dr. PRC	16.11.2013					SCALE: Not to Scale		
Revision	Description of Revision	Drawn By	Approved By	Date					REVISION: R0		



JAIPUR METRO Jaipur Metro Rail Corporation

Pre - Condition Building Survey for Construction of Underground Stations from Chandpole to Bari Chouper and reversal line

Pre - Condition Building Survey for Construction of Underground Stations from Chandpole to Bari Chouper and reversal line



Temple-Shri Naval Kishor Ji
Choti Chouper
Jaipur
Unique ID:CC-BC-DL-0001

Report Number: AIMIL/ESG/JMCEC/CC-BC-DL-0001-FF-SF-Temple/01, Rev. 00, Dated: June 2014

Building Owner
Contractor

Mr. Badri Ji Harisankar Ji
CEC

Client
Sub-Contractor

JMRC Limited
AIMIL Limited



Pre - Condition Building Survey for Construction of Underground Stations from Chandpole to Bari Chouper and reversal line

Table of Contents

S.No.	Particulars	Page No.
1	Introduction	2
2	Survey Details	2
3	About the Structure	3
4	Building Ownership Details	3
5	Project Details	4
6	General Building Details	4
7	Summary of Cracks	5
8	Summary of Defects other than Cracks	5
9	Summary of Areas that Could not be surveyed	5
10	Defect Photographs	6
11	Schematic Diagram of Building	


Introduction

The Jaipur Metro Rail is being constructed to provide the city of Jaipur with a modern and technologically advanced Transit System, to provide a safe and well connected means of transport that reduces traffic congestion. The project consists of two corridors with underground and elevated sections.

The construction of underground rail and road infrastructures in metropolitan and cosmopolitan cities are mostly through developed area under challenging soil conditions.

The alignment of structure is passing through densely inhabited areas, many structures are falling in the zone of influence of construction activities. It is required to carry out the pre-condition survey of those structures. The scope of work of this survey includes carrying out pre-condition survey of those structures.

Survey Details

S.No.	Head	Particulars	Signatures
1	Date of Survey	2/1/2014	
2	AIMIL Representative		
3	CEC Representative		
4	Structural Designer of CEC		
5	JMRC/DMRC Representative		



Pre - Condition Building Survey for Construction of Underground Stations from Chandpole to Bari Chouper and reversal line

About the Structure

The structure under consideration is a Multi Story Load Bearing Structure having 3 Floors. The structure was constructed in year 1713 and is 300 years old.

There are 18 defects in the structure out of which 6 are cracks. Category wise distribution of cracks is given in the table below. Overall the Building can be categorised in Category I (Very Slight)

Category	Number of Cracks	% of Total Cracks	Crack Meter
Negligible (< 0.1mm)	0	0%	Not Required
Very Slight (0.1 to 1mm)	3	50%	Required
Slight (1 to 5mm)	3	50%	Required
Moderate (5 to 15mm)	0	0%	Not Required
Severe (15 to 25mm)	0	0%	Not Required
Very Severe (>25mm)	0	0%	Not Required

Building Ownership Details			
Unique ID/Sub ID	Premises Name	Owner	Signatures
CC-BC-DL-0001-FF-SF-Temple	Temple Shri Nawal Kishor Ji	Mr. Badriji Shankarji	



JAIPUR METRO Jaipur Metro Rail Corporation

Pre - Condition Building Survey for Construction of Underground Stations from Chandpole to Bari Chouper and reversal line

Pre - Condition Building Survey for Construction of Underground Stations from Chandpole to Bari Chouper and reversal line

Project Details		
S. No.	Head	Particulars
1	Project	Jaipur Metro Rail Project
2	Section	Chandpole to Bari Chaupar
3	Client	JMRC Limited
4	Consultant	DMRC Limited
5	Contractor	CEC
6	Design Consultant of Contractor	Omikron Kappa - Indus Consultrans JV
7	Sub-Contractor	AIMIL Limited
8	Subject	Pre-Condition Survey Report

General Building Details (As informed verbally by Building Owner)		
S. No.	Head	Particulars
1	Building Name	Temple Shri Naval Kishor Ji,
2	Building Address	Choti Chouper, Jaipur
3	Year of Construction	1713
4	Number of Floors	G+2
5	Number of Basements	Not known
6	Type of Building	Temple
7	Approximate Height	10m
8	Approximate Area	Not Known
9	Age of Building	300 years
10	Type of Structure	Load Bearing Structure
11	Type of Foundation	Not Known
12	Number of Bore Wells	None
13	Depth and Diameter of Bore	N.A
14	Roadways	One Sides
15	Presence of Equipment/Machines	None



Pre - Condition Building Survey for Construction of Underground Stations from Chandpole to Bari Chouper and reversal line

Summary of Cracks						
Defect ID	Location	Orientation	Appx. Width (mm)	Appx. Length (m)	Category	Photo No.
1	Wall No.3 of Varandah No.1 of Temple, First Floor	Inclined	0.6	1.5	Very Slight	4
2	Wall No.3 of Varandah No.1 of Temple, First Floor	Inclined	0.6	0.5	Very Slight	5
3	Wall No.4 of Varandah No.1 of Temple, First Floor	Inclined	1	1	Slight	6
4	Wall No.3 of Varandah No.1 of Temple, First Floor	Inclined	1	0.8	Slight	7
5	Wall No.3 of Varandah No.2 of Temple, First Floor	Inclined	1	0.5	Slight	8
6	Wall No.1 & Roof of Passage No.1 of Temple, (F.F.)	Inclined	0.4	1	Very Slight	9A & 9B

Summary of Defects Other Than Crack			
Defect ID	Location	Description	Photo No.
1	Roof of Varandah No.1 of Temple, (F.F.)	Dampness/Seepage	10A & 10B
2	Roof of Varandah No.1 of Temple, (F.F.)	Plaster Crack	11
3	Wall No.3 & Roof of Varandah No.2 of Temple, (F.F.)	Dampness/Seepage	12
4	Roof of Varandah No.2 of Temple, (F.F.)	Plaster Crack	13A & 13B
5	Wall No.2 of Passage No.1 of Temple, (F.F.)	Plaster Crack	14A & 14B
6	Wall No.2 of Passage No.2 of Temple, (F.F.)	Plaster Removal	15
7	Wall No.2 of Passage No.2 of Temple, (F.F.)	Plaster Crack	16
8	Roof & Wall No.1 of Passage No.2 of Temple, (F.F.)	Dampness/Seepage	17
9	Roof of Passage No.3 of Temple, (F.F.)	Plaster Crack	18
10	Roof of Room No.1 of Temple, (F.F.)	Plaster Removal	19A & 19B
11	Wall No.1 of Varandah of Temple, (S.F.)	Plaster Crack	20
12	Wall No.1 of Staircase SF to Terrace of Temple, (S.F.)	Plaster Removal	21

Summary of Areas that Could not be Surveyed			
Serial No.	Location	Description	Photo No.
1	Room No.1, First Floor	Locked	22
2	Room No.2, First Floor	Locked	23
3	Room No.3, First Floor	Locked	24
4	Room No.2, Second Floor	Locked	25
5	Room No.3, Second Floor	Locked	26
6	Store Room, Second Floor	Locked	27
11	Roof of Varandah of Temple, Second Floor	Teenshade	28



JAIPUR METRO Jaipur Metro Rail Corporation

Pre - Condition Building Survey for Construction of Underground Stations from Chandpole to Bari Chouper and reversal line

Pre - Condition Building Survey for Construction of Underground Stations from Chandpole to Bari Chouper and reversal line



Photo 1
Front View of Temple, First Floor



Photo 2
View of Temple, First Floor



Photo 3
View of Terrace of Temple, Terrace



Photo 4
Inclined Crack on Wall No.3 of Varandah No.1 of Temple, First Floor,
Approx. Width=0.60mm, Approx.Length= 1.50m. Distance
from Wall No.2=1.20m, Height from Floor= 2.0m.




Photo 5
Inclined Crack on Wall No.3 of Varandah No.1 of Temple, First Floor,
Approx. Width=0.60mm, Approx.Length= 0.50m. Distance
from Wall No.2=0.90m, Height from Floor= 2.0m.



Photo 6
Inclined Crack on Wall No.4 of Varandah No.1 of Temple, First Floor,
Approx. Width=1.0mm, Approx.Length= 1.0m. Distance
from Wall No.2=0m, Height from Floor= 2.0m.



JAIPUR METRO Jaipur Metro Rail Corporation

Pre - Condition Building Survey for Construction of Underground Stations from Chandpole to Bari Chouper and reversal line

Pre - Condition Building Survey for Construction of Underground Stations from Chandpole to Bari Chouper and reversal line



Photo 7

Inclined Crack on Wall No.3 of Varandah No.1 of Temple, First Floor,
Approx. Width=1.0mm, Approx.Length= 0.80m. Distance
from Wall No.1=1.50m, Height from Floor= 2.0m.



Photo 8

Inclined Crack on Wall No.3 of Varandah No.2 of Temple, First Floor,
Approx. Width=1.0mm, Approx.Length= 0.50m. Distance
from Wall No.1=0m, Height from Floor= 1.80m.



Photo 9A

Inclined Crack on Wall No.1 & Roof of Passage No.1 of Temple, First
Floor, Approx. Width=0.40mm, Approx.Length= 1.0m.
Distance from Wall No.3=0m, Height from Floor= 1.50m.



Photo 9B

Inclined Crack on Wall No.1 & Roof of Passage No.1 of Temple, First
Floor, Approx. Width=0.40mm, Approx.Length= 1.0m.
Distance from Wall No.3=0m, Height from Floor= 1.50m.



Photo 10A

Dampness/Seepage on Roof of Varandah No.1 of Temple, (F.F.)



Photo 10B

Dampness/Seepage on Roof of Varandah No.1 of Temple, (F.F.)



JAIPUR METRO Jaipur Metro Rail Corporation

Pre - Condition Building Survey for Construction of Underground Stations from Chandpole to Bari Chouper and reversal line

Pre - Condition Building Survey for Construction of Underground Stations from Chandpole to Bari Chouper and reversal line



Photo 11

Plaster Crack on Roof of Varandah No.1 of Temple, (F.F.)



Photo 12

Dampness/Seepage on Wall No.3 & Roof of Varandah No.2 of Temple, (F.F.)



Photo 13A

Plaster Crack on Roof of Varandah No.2 of Temple, (F.F.)



Photo 13B

Plaster Crack on Roof of Varandah No.2 of Temple, (F.F.)



Photo 14A

Plaster Crack on Wall No.2 of Passage No.1 of Temple, (F.F.)




Photo 14B

Plaster Crack on Wall No.2 of Passage No.1 of Temple, (F.F.)



JAIPUR METRO

Jaipur Metro Rail Corporation

Pre - Condition Building Survey for Construction of Underground Stations from Chandpole to Bari Chouper and reversal line

Pre - Condition Building Survey for Construction of Underground Stations from Chandpole to Bari Chouper and reversal line



Photo 15

Plaster Removal on Wall No.2 of Passage No.2 of Temple, (F.F.)



Photo 16

Plaster Crack on Wall No.2 of Passage No.2 of Temple, (F.F.)



Photo 17

Dampness/Seepage on Roof & Wall No.1 of Passage No.2 of Temple, (F.F.)



Photo 18

Plaster Crack on Roof of Passage No.3 of Temple, (F.F.)



Photo 19A

Plaster Removal on Roof of Room No.1 of Temple, (F.F.)



Photo 19B

Plaster Removal on Roof of Room No.1 of Temple, (F.F.)



JAIPUR METRO Jaipur Metro Rail Corporation

Pre - Condition Building Survey for Construction of Underground Stations from Chandpole to Bari Chouper and reversal line

Pre - Condition Building Survey for Construction of Underground Stations from Chandpole to Bari Chouper and reversal line



Photo 20

Plaster Crack on Wall No.1 of Varandah of Temple, (S.F.)



Photo 21

Plaster Removal on Wall No.1 of Staircase SF to Terrace of Temple, (S.F.)



Photo 22

Locked, Room No.1, First Floor



Photo 23

Locked, Room No.2, First Floor



Photo 24

Locked, Room No.3, First Floor




Photo 25

Locked, Room No.2, Second Floor



JAIPUR METRO

Jaipur Metro Rail Corporation

Pre - Condition Building Survey for Construction of Underground Stations from Chandpole to Bari Chouper and reversal line

Pre - Condition Building Survey for Construction of Underground Stations from Chandpole to Bari Chouper and reversal line



Photo 26

Locked, Room No.3, Second Floor



Photo 27

Locked, Store Room, Second Floor



Photo 28

Teenshade, Roof of Varandah of Temple, Second Floor

